


# COWPAT HILL



*Journal of the White Horse Kite Flyers  
Issue Winter 2017 January – March*

*Happy New Year. Look out 2017*



*Last year was very successful with David at the helm and included a great Fun Fly and workshop. Just remember not to fly toooo high this year.*

[www.whkf.org.uk](http://www.whkf.org.uk)

# Diary Dates

## JANUARY 2017

8<sup>th</sup> Barbury Castle club fly-in.

## FEBRUARY 2017

12<sup>th</sup> Barbury Castle club fly-in. (and committee meeting)

## MARCH 2017

12 Barbury Castle club fly-in.

18/19<sup>th</sup> Spring workshop.

## APRIL 2017

9<sup>th</sup> Barbury Castle club fly-in.

22/23 Jolly Up 20

29/30 Broadhaven

## MAY 2017

1<sup>st</sup> Hilton Court Gardens

14<sup>th</sup> Barbury Castle club fly-in.

28<sup>th</sup> Minchinhampton.

## JUNE 2017


3/4 Basingstoke

12<sup>th</sup> Barbury Castle club fly-in.

## JULY 2017

8/9<sup>th</sup> Barmouth. (NOTE corection from previous issue)

Dead line for next issue 26 <sup>th</sup> March 2017
--



# Kite power to take flight in Scotland next year

(from The Guardian 7<sup>th</sup> October 2016)

Kite Power Solutions plans to open UK's first kite power plant and predicts the technology could global ease energy costs

Giant kites could supply green energy without the need for taxpayer-funded subsidies within years, according to one of the firms developing the technology.

Kite Power Solutions expects to open the UK's first kite power plant in March 2017 at the Ministry of Defence's West Freugh site in Stranraer, Scotland.

It hopes to roll out the technology onshore and at sea, building systems with the capacity to produce "hundreds of megawatts" of power within the decade. The company believes the technology, developed by a handful of firms around the world, could slash the cost of wind energy supplied by conventional turbines. And it predicted that kite power would cost so little that developing countries would be able to use it to wean themselves off polluting diesel generators and other carbon-heavy energy sources.

The technology involves rigging two giant kites, each up to 70 square metres, to either side of a turbine. The first kite rises with the wind, up to a height of 450 metres, moving in a figure-of-eight pattern. The movement pulls a rope that turns a turbine, generating power.

As one kite descends, the other rises in tandem, meaning that electricity can be generated almost constantly.

A spokesman for Kite Power Solutions said the technology could halve the cost of offshore wind energy, dispensing with the need for governments to subsidise wind in an effort to reduce carbon emissions.

David Ainsworth said offshore wind energy was predicted to cost about 10 euro cents (9p) per kWh by 2022, meaning governments would be forced to pay the difference between that and the wholesale cost of energy, currently about 5.5 cents per kWh.

BVG Associates energy consultancy estimates that kite power could cost just five cents per kWh.

Ainsworth said the technology was easy to install and maintain, meaning it could be deployed in deep water, on floating structures far from shore. "If we do that, it opens up a global deep-water offshore wind market," he said.

The technology could curb rising CO2 emissions in the developing world, where the need to save money forces people to resort to polluting technologies such as diesel, Ainsworth said.

The company has tested the technology on a small scale in Essex and will move its headquarters to Glasgow in readiness for next year's launch. It has won planning permission for a 500kW demonstration system but plans to build a 3MW power station after that and is identifying other sites to develop.

A 3MW system would be comparable in power to smaller wind turbines but can produce up to 20% more energy, the company claims. It will also be less than 20% of the weight of a conventional horizontal axis wind turbine, which is made partly out of steel. The kite can fly higher than the tip of a wind turbine, reaching heights where wind tends to be stronger and more consistent.

The UK's green energy trade body, RenewableUK, welcomed the technology but warned it was not a silver bullet. The deputy chief executive, Maf Smith, said: "This is an ambitious project to harness wind power at extraordinary heights and it shows the level of innovation within the renewables industry.

"Kite power is at an early stage of development and it will be interesting to see how the technology progresses. We will need a wide range of energy sources in the future to meet our needs in a sustainable way."

Microsoft billionaire Bill Gates has said there is a 10% chance kite power could be the "magic solution" for global renewable energy needs.

Kite Power Solutions has received funding from the former Department of Energy and Climate Change, the Energy Entrepreneurs Fund and private backers. Its largest shareholders are Kite Power Solution's chief executive, Bill Hampton, and chief operating officer, John Hardy.



## ROBINSON'S RAMBLE

Firstly I must thank all of you who came to the AGM, especially those of you who travelled long distances.

I'm amazed you had the confidence to vote me back as Chairman, which I thank you all very much for, especially after my very poor performance at the beginning of the meeting. In my defense this is the first time that I have served in such a position and it is a big learning curve for me, I found it much easier as Secretary; In that position I didn't have to lead the meeting.

I was glad that the venue worked very well and very appreciative to Charlie Peace who let us use the room, and from some very good feedback from a lot of you, I guess we will use it again. Especial thanks to Kevin for the great buffet he put on, and Helen for doing the minutes.

Like all clubs the falling membership is always a worry, however the members we do have are all enthusiastic about WHKF, so let's all try to attract new members to our club, the club is nothing without them!

Ever since I have been a member of the club we have tried to attract younger members by doing Children's kite workshops. The originators of these workshops were Neil Harvey and Ron Gunter (deceased). Ron was always referred to as the "kite man" in our local paper. The Kite we use is a modified sled, the modification was done by Neil Harvey; his mods have made the kite flyable in a much wider range of winds.

Due to the success of the workshops and the small fee we charge for the kite, it has enabled the Committee to give all of the membership a free membership year, this year. This was suggested by the Club's auditor Helen Peace.

At the meeting it was decided and agreed that we would do a workshop in March. March was the original month for the club's workshops, we started them back in the nineties, the idea came from Janet and my-self making regular trips to the USA for the Fort Worden kite workshops, which have been going since the late eighties and it is still going strong today, albeit at a different venue than the Fort, however they still call the event the Fort Worden Kite Makers Conference.

We thought these workshops were great and over the many years of visiting them we made many friends, which enabled us to bring some over to do our first workshop at Headlands School in Swindon. The first teacher was Sam Huston from Seattle. Sam made a Roller Kite or was it a Genki? this was a non-sew kite; the whole kite was assembled using double sided adhesive tape. 32 club members did his workshop, refreshments provided were tea, coffee, biscuits and sticky Wiltshire Lardy cake, from a local bakery, it was still warm,

Mmmm! This was far removed from the two course lunches we provide nowadays.

Don Baggett is working on putting the workshop together, our first two choices were unable to do the date in March so he is looking for someone else.

A suggestion made by Neil Harvey, at the AGM, was that the club members haven't come together to do a club project for a long time, we have done several in the past. One we did before was a Kite-Train, the good thing about trains is that most of the work can be done by members at home and then we could find a venue to meet over a weekend to put it together. If any of you have any ideas for this type of workshop please let us know and we will see if we can put something together.

David Robinson

### **Skychat**

This article is proving to be a little fraught for me to write and get it to Arthur for "Cowpat". My computer has got a serious problem at the moment, so I have had to borrow my grand- daughters Laptop and learn about its workings. Just when Arthur & I wanted to get it wrapped up early, still it makes things exciting. Without the computer you do miss it in trying to keep up with the rest of the world out there, sad is it not?

We had a good AGM this year at the school thanks to Helen & Charlie. The committee has already met since then and have started to work on 2017's programme. The Spring Workshop with our old friend Martin Lester is all progressing well, so keep the date in your diary. Another idea floated at the AGM was a Club Kite or Kites, this time not a large brute or beast as we have done in the past but something smaller so us oldies can fly them with easy. One idea is a swarm of John Browning type of bees off a single line, maybe we should go into the future with HORNETS instead. Would this put a sting in their tails for the Club! If you have any other ideas PLEASE let the committee know so that we can pass it around for discussion.

If anybody knows of any events that would like a Kite Workshop or Display again let the committee know so that we see if we can fit them in. Let us hope that we have a wonderful year and on that note can I wish you all A Happy and Prosperous New Year and hope all your kite ideas really live up to your expectations.

Neil.

C/o White Horse Kite Flyers Club  
Mrs J Robinson  
61 Bridge End Road  
SWINDON  
Wiltshire  
SN3 4PD

16 November 2016

Supporter Number: 41899028

To all members of the White Horse Kite Flyers,

Thank you so much for your kind donation of £1,300.00 to Great Ormond Street Hospital Children's Charity in memory of Phil Scarfe.

Giving in memory is a very special way to remember Phil and your generosity will have a real impact at the hospital. We rely on donations like yours to help us fund research into pioneering new treatments and purchase state-of-the-art equipment. They also contribute to crucial support services for patients and families, such as play specialists to help children prepare for life-saving operations and family accommodation so that mum and dad can stay close to their child at such a critical time.

We'll acknowledge all donations to the next of kin where requested, but we won't disclose individual amounts. If you're a UK taxpayer, we can claim at least 25p in tax for every £1 you donate on any donations in the future and during the past four years. We truly appreciate everyone who chooses to help us in this way as it means we will be able to fund even more vital work.

On behalf of the patients, families and staff of Great Ormond Street Hospital, thank you for thinking of us at this time.

Yours sincerely,



Emma Gaine  
Great Ormond Street Hospital Children's Charity  
020 3841 3179 or [inmemory@gosh.org](mailto:inmemory@gosh.org)  
[65727](tel:02038413179)



We shall be holding a kite workshop at St Joseph's College Swindon on Saturday and Sunday 18/19th March 2017.

The workshop will be taught by Martin Lester and it will be his Goose kite.

There will be a choice of 2 different Geese, the Barnacle Goose, which is Black White and Grey, (Pictured), or the Snow Goose, which is all White with Black tips on the Wings.

The cost of the Workshop will be £110, which includes lunch on both days and endless amounts of tea/coffee.

A deposit of £50 is required to confirm your place at the event.

As usual other people attending but not doing the workshop will be asked for a donation of £5 towards lunches.

Confirmation of your choice of colour MUST be with me by the 18th February at the very latest.

For any further information either PM me on Facebook or E-Mail me at [donald.baggett@virginmedia.com](mailto:donald.baggett@virginmedia.com)



## Kev's Fun Fly Cafe Report

Well that was quite a fun fly, more kites in trees than I've seen in many a year lol

Friday went well as a set up day does, David R and myself arrived by 9am Neil was there already unloading the new marquee, it looks great ☺, by the time Arthur arrived with the trailer we had the marquee up and nearly ready, we all piled in to unload the trailer with the help of several helpers who arrived early which was most helpful and had the other marquees set up in no time,



By then it was lunch time, chunks of crusty French stick with meats and cheeses and a packet of crisps before David R and myself went to get the food for the weekend.

Saturday – the usual breakfast fuss getting the urn on so everyone can have a tea or coffee then getting the bacon and sausages going to wake everyone up, a bacon/sausage and egg roll with lashings of ketchup is there any better way to start a fun fly weekend? ☺ Dave T arrived just after we started breakfast which was great it meant I could pull away and leave Dave and Helen to serve breakfast while I started to prep for the evening's main event, Helen came over and asked if there was anything she could do so I gave her a couple of jobs which as per normal were completed to her usual high standards with much fun and merriment ☺, lunch was burgers and bratwurst sausages with various toppings washed down with a glass of beer or two no problems there lol, then it was onto the main event for this evening Italian Chicken Casserole, right dumpling time! Helens favourite job a way to get messy without having to have any excuse at all (flour everywhere he he ) lol, Dave jumped in to help when it came time to rolling and stuffing them and they must have been tasty because there were none left at the end of the meal ☺

I should also mention the fun the kitchen crew had watching one after the other land their kites into the tree and then trying to get them out we shouldn't laugh but it was quite a site to be seen especially when the spud cannon appeared ☺

Sunday – Sunday was a bit chillier and we had a couple of heavy down pours during the morning but nothing to deter us from a bacon roll or cup of coffee, lunch was baked potatoes with homemade fillings and again sold out which was great ☺, the clear up went well and after you'd never known we'd been there. I look forward to seeing you all again at some point on a field probably in me apron lol.



"We wouldn't do it that way"



If anyone has any suggestions for food served at the Fun Fly/Workshop/AGM please feel free to let me and the committee know and I'll see what can be done for next year.

## FUN FLY ITALIAN CHICKEN CASSEROLE

Well here we go guys and gals the nights are colder now and a lot darker so I thought I'd let you have the recipe for the Italian Chicken Casserole we served at the fun fly ☺

For 4 people –

- Dice up 2 large chicken breasts to about 1cm dice (no need to be to accurate)
- Sauté the chicken in a pan with a little oil until browned on all sides
- Thinly slice/dice (depending on what you prefer) 1 large carrot and 1 white onion
- Dice 1 sweet bell pepper and 2 large baking potatoes
- Open 1 can of mixed beans in brine (not in tomato sauce) drain and rinse, open 1 can of chopped plum tomatoes
- In a casserole pan sauté the onion with a little oil until tender add the carrot and pepper cook for 3 minutes until just starting to soften
- Add the chicken to the mixture
- Add the potato, beans and tomatoes stir to mix well when it starts to bubble add a good couple of splashes of red wine (something you actually want to drink it makes all the difference) and about a pint of good chicken stock
- Turn the heat right down and simmer for about 30 minutes until the chicken is cooked. At this point I tend to add French beans/mange tout/broad beans or peas if you like ( but it's up to you)
- For the dumplings Mix 4oz self-raising flour, salt and pepper with 2oz suet add water until the mixture comes together DO NOT MIX TOGETHER TOO MUCH OR THE DUMPLINGS WILL BE LIKE ROCK
- Form a ball of dumpling mix and make a hole with your finger into it add a small piece of mozzarella cheese and cover over
- When all dumplings are made add to the casserole and cook covered for 15-20 minutes (they should puff up once cooked )
- Serve in bowls with a chunk of crusty bread to mop up the juices

So there you go a nice warming casserole to keep you going though the cold months ahead



### **Not just for Halloween.**

I had liked the Skeleton kites sold, under license, by Premier kites since I first saw an obscure video of one last year.

I knew who manufactured them but, despite the many favours I had done them in the past, they were not willing to give one up to me - even at a price!

I had corresponded many times with Premier Kites too but, historically, they have only ever contacted me when they wanted something - their customer service ethic doesn't appear to me to stretch to replying to emails - however, in other correspondence, a number of people have told me that I'm not lonely!

### **UK Supplier**

And then I saw [kiteworld.co.uk](http://kiteworld.co.uk) had got a stock of them in and I was swiftly on the phone to order up three ...

One 21ft long Black, a 21ft white pirate and the only 10ft pirate they had in stock.

It's OK - I had obtained pre-permission from Marilyn to buy them - well, for two of them anyway.

They arrived within two days - Happy Bunny!

### **How do they fly?**

I will say that didn't really expect these kites to fly as well as they do.

The head is the part that flies (the kite) - and the body is the tail held out by two connecting rods across the shoulder and two rods, under bowed tension, as the hips.

The heads are big and flat and don't look at all as if they will fly but once the 'bones' are unfurled and clipped and velcro'd on, everything makes extreme sense.

There have just got to be some other designs yet to be imagined using this same simple form - or perhaps there are?

We both think that they are quite amazing in the way that they fly and have no hesitation in recommending them.

Of course I didn't expect a flying line in the bag from Premier Kites but any light line will do as they launch easily and slowly with minimal pull before gently dancing, just like - well I suppose just a skeleton in the sky really?

### **Over confidence**

A word of warning though - Don't have your first assembly session out on the kite field.

There are a fair number of different sized rods to find a place for and a ribbon to tie them in place at the centre.

Some of the rods are supposed to go through sleeves that you don't notice until you've assembled past that stage and the odd shape will have you working harder than Lord Sugar's face cream in even the slightest breeze if you're not able to display positivity about what goes where!

Flatly refusing to look at the instructions (Marilyn is getting as bad as me now), we showed great teamwork in assembling the first head in our lounge.

Once we had finally sussed it, the second and third kites took no time at all.

The 'body' section just unrolls and is easy.

However, we still have not yet taken up the challenge of setting it up on the field and the kites are put in the car last, on top of the rest of the gear. If I can finish up with words of wisdom to reflect on for all those teaching or learning to fly multi-line or to those with kite making projects stuck halfway.

"You have only failed if you give up - until then it is just experience".

Happy New Year to all.

Allan and Marilyn

[kitedisplays.co.uk](http://kitedisplays.co.uk)

## THE W.H.K.F WORKSHOP 2016

Well it started off well (not) ☺ I arrived to find several of the members there having great difficulty getting into the building lol great I thought that's all we need but low and behold within a few minutes and calls to members of the village hall committee we were in and ready to set up.



Tables and chairs were set up pretty fast and before long we were getting things underway, Ralf had done an extraordinary job with the kits, everything labelled and sorted as you would need it ☺, coffee pot on and we're off.

As the kite builders were busy in the hall we started to prep the lunch; warm Chicken wraps and curly fries for the Saturday. First job was to cook off the chicken breasts lightly rubbed in a spice mix of Smoked Paprika and herbs then baked until tender, we let them cool down as we chopped the onions and peppers ready for sautéing we wrapped the Mexican style wraps in foil ready to warm just before we needed them.

Right quick cup of tea and then we begin the cooking in earnest lol, lunch was ready by about 1 o'clock all hands on deck curly fries dished up ready to be plated, chicken sliced and ready, onions and peppers ready mayo and spicy BBQ sauce to hand, here we go –

- Wrap on the plate, squirt of mayo and BBQ sauce
- Lettuce on the wrap
- Onions and peppers followed by the chicken
- Try and roll it place on plate and serve with curly fries

Wow job done lol ☺

Just the washing and clearing up to do now, thankfully there were a decent group helping me in the kitchen so it didn't take long at all and after that we sat down with a well-deserved cup of coffee to watch the kite makers at work Sunday – or Pasta Sunday as I re-named it lol

A trip to Waitrose this morning to pick up a few more ingredients, more onions and peppers to chop. I had a few people watching me today which was interesting as they were watching the way I chop ingredients (I hope they learned something) lol

Coffee in hand as we got the kitchen fired up, a huge bag of pasta to cook and the sauce to make, pastas going well nice and al-dente. The sauce was fairly straight forward, sauté the onions and peppers in a large pan until tender add a couple of chopped chicken breasts and fry off until golden, add the remaining vegetables French beans, Mange tout, peas and chopped leeks; sauté until all are tender and the juices are running from them, then add 4 pots of readymade white sauce (yes even chefs use readymade sauce) lol, and enough grated cheese to sink a battle ship and leave to melt and blend together, once the sauce is blended add 2 pints of cream and the pasta stir together and serve with crispy flat bread.

A surprise today one of my great kitchen crews husbands has made us a couple of fantastic cheesecakes to finish off the weekend with a bang!! 😊

Once everyone had eaten just the clearing up to do again and again thank god for my kitchen crew, we soon had it clean and tidy and ship shape again, even cleaner than when we found it.

The guys were all finished with their kites and they looked splendid just the clear up to do and that was it lol, a big thank you to everyone who helped we could not do it without you. Xx






I hate to have to write with such sad news but we lost two great kiting characters in the past couple of months in Cory Jenson and Alec Elliott and we would just like to mention their passing.

We first met Cory when he worked as a dental technician for Scott Dyer out back of the BFK kite store in Las Vegas.

Scott's son in law ran the shop for a while after Scott moved backstage and then Cory took over.

We still have the posters he gave us when we visited again on Marilyn's 50th birthday.

This larger than life character, with his dark, booming voice and oversized droopy moustache had an unbridled passion for kite flying and many will remember him at the Rev 20th anniversary flight at Portsmouth as he barked out some of the moves without the need of a megaphone.



Alec Elliott was one of the founder members of the Solent kite flyers and was its Chairman for many years.

He was a skilled carpenter but had many other strings to his bow.

He was a long-term Venture Scout Leader and, as a member of Hampshire Scout Expeditions' leader team, enthused numerous teenagers to join them in challenging community projects around the developing world from Sri Lanka to Belize, Romania and the Gambia.... in the course of each of which, thanks to him, the local children also discovered the joys of making and flying kites!

As well as helping to organise the Southampton kite festivals and winter leagues, Alec provided the sound system for the Bristol Kite festivals in partnership with ProSound Systems of Southampton and travelled around under his own steam with STACK providing sound and even commentary for the events.

Alec had a heart of gold and despite some of his antics and sometimes devilment (which didn't always have health and safety to the fore) everyone appreciated his willingness to muck in at everything.

Hundreds attended the funeral and, fittingly, Alec was carried from the church to the music of "I did it my way" played live by his favourite steel band.

The wake was held at a nearby golf club in the heart of the New Forest and, watched by all those present, I flew our 16m Trilobite up to about 150 feet, much to the alarm of some of the club members out on the course.

Everyone, including his wife Anita and son, Mark, agreed, Alec would have absolutely loved that!

Allan and Marilyn Potheary  
Close Encounters Kite Displays



## **A VERY SPECIAL CELEBRATION IN A UNIQUE VENUE**

September last and the 19th edition of the bi-annual *Cerf-Volant de Dieppe*. The nine days of the event were mostly blessed with fine weather but, inevitably, variable winds. This year, the country to be honoured was Canada which has a special place in Dieppe's history. During World War II the seafront lawns, where the festival takes place, was the site of the allied forces' *Operation Jubilee*.

Besides various other recognitions of Canada, one of the most visible was the construction of a number of tepees on the seafront lawns. Apparently the materials had been imported from Canada, thus ensuring authenticity.

During the festival, on Saturday 17th of September to be precise, our friends and fellow WHKF members Marilyn and Roy Martin celebrated their Golden Wedding anniversary - some fifty years of marriage. (I will avoid any 'life sentence' jokes for fear of reprisals from Marilyn .....). Unfortunately the day, weather-wise, was the worst of the festival - even the night fly was cancelled. To celebrate their anniversary, Roy had planned a 'get together' for the British contingent. This was to take place late afternoon in a marquee, as used during the day for children's workshops. On seeking to set up, at the agreed time, Roy and helpers were told that the facility could not be used - whether this was a 'bureaucratic' decision was not clear! However, as an alternative, a spare and unused tepee was offered - a seemingly small venue with an open door, an open roof and an open skirt around its base. None of us were certain of its suitability for such a special occasion.

Anyway, the show had to go on, so to speak. Tables, chairs, benches, food and drinks were duly transferred to the tepee and arranged to optimise space for guests. There were unspoken concerns that the space was somewhat restricted, especially as it was unclear at the time as to how many guests, invited or otherwise, would appear.

As things turned out, something like 30 people appeared. The combination of that number of 'human heaters' and the seemingly simple, but nevertheless ingenious design of the North American Indians' tepee, led to a surprisingly warm and cosy ambience. In all, it was a most memorable happening and the sheer novelty of the location was appreciated by all. I am sure that it will be remembered and spoken about for many years to come.

And above all, our hosts Marilyn and Roy clearly appreciated it. It certainly made their special day even more special - and rather unique.

**Chris Mabon**

# **NORTH HANTS KITER'S JOLLY UP 20**

**April 22<sup>nd</sup> & 23<sup>rd</sup> 2017**

**Gate open from 12noon on the Friday...**

The site is located in the village of Cliddesden, just south of Basingstoke (not far from J6 of the M3).

On-site camping is available from Friday midday onwards (£8 per tent/camper for Fri and Sat night)

Fish and chips available on the Friday evening (via the zipwire!) from 6pm to 9pm.

The Saturday evening food will be the BBQ, tickets available on the weekend-(£7.00 and please try to bring a plate and cutlery!)

Once again we will be doing Jacket Potatoes for those interested at lunchtimes over the weekend, and Bacon rolls will be available on both mornings.

The Auction will once again be held on the Saturday evening, and any donations gratefully received before or on the week-end (before 4pm please if poss to give us time to set it all up)

We may run the Beer Lift competition, wind permitting, same rules as before.

Roy's Refreshment Tent will be open for Business, normal rules apply..

For further info, please either contact:

Roy on 07778 352825

Colin on 07770 338419

Or e-mail [roy@kitesup.co.uk](mailto:roy@kitesup.co.uk)

For orders: [hayley@kitesup.co.uk](mailto:hayley@kitesup.co.uk)

You can pre-order your tee-shirt / poloshirt, etc. Please email Hayley if interested in doing so.

(The dates for this same event taking place later this year again are Aug 5<sup>th</sup> & 6<sup>th</sup>)

Please Note: this is NOT a Buggy/Boarding weekend, thank-you.

**Basingstoke Kite Festival**  
**3<sup>rd</sup> & 4<sup>th</sup> June 2017**  
**At Down Grange Sports Complex, Pack Lane,**  
**Basingstoke.**  
**From 10am to 5 pm (both days)**

Come along and help us to celebrate our 25th Festival and join in the fun!!!!!!

Guests from Home and Abroad will be joining in, and as well as things going on in the display arena, there will be the usual array of activities, along with various Kite & Food traders.

A raffle is held over the weekend with lots of donated kite related prizes, donations gratefully received!

On Saturday evening we will have our usual Social Get Together in the marquee, and all are welcome (There is a small fee if you would like to join in with the Buffet, please pre-book and pay on the Saturday morning, from the Raffle Team as available numbers are **very** limited!)

Camping is available on the Friday and Saturday evenings only, for £10.00 (payable on the weekend) and you will be able to get onsite from 1pm onwards on the Friday, no earlier please! (**Council stipulation**) There are Showers and Toilet facilities on site.

Come along and join in, and we look forward to seeing you there!!!

Contact: Alan Cosgrove (Main festival Organiser) 01256 421800  
Roy Broadley (Kites Up) 01256 812487

## White Horse Kite Flyers Code of Practice

**Always** fly safely

**Always** be considerate to others using the same area be it noise or physical intrusion into their space.

**Always** fly legally taking in to account all National, Local and CAA restrictions.

**Never** fly at a height of more than 60m above ground level, in the UK unless a CAA clearance is in force. (as at festivals) IF YOU DON'T KNOW.....ASK.

**Never** fly a kite in wet or stormy weather. Always try and keep you line dry.

**Never** fly near power lines, transmission towers or aerals.

**Never** fly near airfields.

**Never** fly a kite with anything metallic in the line.

**Always** when tethering a kite ensure that the ground anchor is suitable (see BKFA report 6 June 06).

**Always** use a brake line when flying large kites.

**Always** wear good quality gloves when flying large powerful kites.

**Always** give priority to domestic animals particularly if they are showing signs of distress.

**Always** clear up after yourself, especially lines, tails and bits of plastic that could trap, choke or injure domestic animals.

**Never** fly near kite-eating trees.

**Note the use of traction kiting at Barbury Castle is forbidden by law.**

*Finally remember.....your kites can get really quite lonely up high in the sky; just occasionally, look up and give them a SMILE. It will make you feel better too.*

WHITE HORSE KITE FLYERS meet at Barbury Castle country Park on the second Sunday of each month.

Your local contacts are:-

Neil Harvey +44(0)1285 740295 Dave Robinson +44(0)1793 824208

Arthur Dibble +44(0)1635 865976

This issue edited by Arthur Dibble, with contributions from; Dave Cross;

Dave Robinson; Neil Harvey; Kevin Griffiths; Chris Mabon; Allan Potheary

Subscriptions 12 months from December 1<sup>st</sup> 2016 £16 (including 4 issues of Cowpat Hill and kiteflying insurance at events). £5 for each additional family member. Personal Liability Insurance £11 per person. COWPAT HILL is the journal of The White Horse Kite Flyers and whilst every care is taken when compiling it, The Club and its officers cannot accept responsibility for any omissions or errors that may occur. Any information printed are the views of the individual submitting them and not necessarily those of The White Horse Kite Flyers Club, its committee or members.