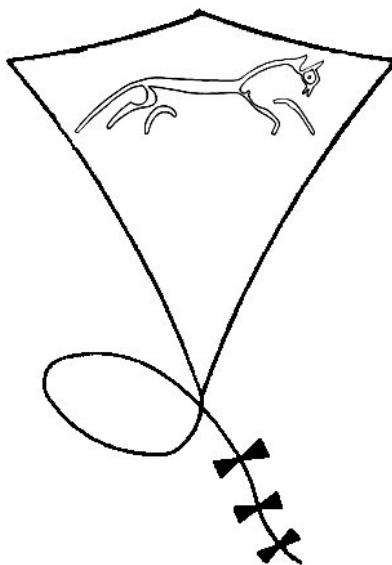


# **COWPAT HILL**

**Journal of the White Horse Kite Fliers**

**winter 2014 Jan-March**



## **Hello!**

Its your new Cowpat Editor here, Andy. For those that don't know me I've been a club member for a few years (since 1991 I think) and enjoy flying and building all types of kites. I have recently moved back to Wiltshire after living in Devon for 12 years, so have been able to do a little more with the club and thought I should take on the challenge from Arthur. I'd like to thank Arthur for his long stint at the job and support he's given me already.

I'd also like to thank the contributors, especially John Browning for his article on his amazing kites and Don Baggett for his piece on Kelvin Woods.

Anyway I hope you enjoy this issue, all contributions very welcome, email them across at [andrewrumming@me.com](mailto:andrewrumming@me.com)

Andy

**White Horse Kite Flyers, PO Box 585, Swindon, SN3 4YR**

**[www.whkf.org.uk](http://www.whkf.org.uk) [info@whkf.org.uk](mailto:info@whkf.org.uk)**

# Diary Dates

## January

- 12th Barbary Castle

## February

- 9th Barbary Castle

## March

- 9th Barbary Castle
- 15<sup>th</sup>-16<sup>th</sup> March WHKF Workshop – 5 sided twisted box by Jan van Leeuwen - \*\*\* **booking essential** \*\*\*
- 30th Indoor Kite Event, St Josephs Catholic College, Swindon, Wiltshire SN3 3LR

## April

- 6th Rodborough Common Kite Day
- 13th Barbary Castle
- 26th 27th North Hants Kiteers Jolly Up, Cliddesden

**Deadline for next issue of Cowpat Hill 31st March 2014**

# A few words from the Chairman

## Welcome

After several years as Magazine editor I was very sorry to give up but I hope it has the required effect with new contributors with our new editor. I would like to thank Andrew for offering to take on this job and welcome him to the committee. I will do everything I can to support him, as I should now have more time to write articles rather than pester others. Please do what you can to help fill these pages so that we can continue to have a good magazine.

## Club Funding

Historically White Horse Kite Flyers have funded their events and equipment by running kite-making workshops. Recently we have lost three of these at Wroughton, Cleethorpes and Bedford and over the past twelve months we have had very few local events. If this situation continues we shall go into the red within the next few years and events such as the Fun Fly and workshops will have to be abandoned. This year was unusual in that both these events made a small profit.

We have in stock a large number of our sled kite kits and we need to start changing these to cash via workshops. There are several of us who can attend/run these during the week and more who can attend at weekends and evenings but any more help would be much appreciated. If you can help please let us know and we will keep you on the list.

What is more important is to get some bookings. Do you have contacts in any schools, Scout/Guide groups, youth clubs, Village fetes or any other organisation where we could do a workshop, talk or display.

Information on what we can offer can be found on our web site and clicking on "Resources" So if you want YOUR club to keep going see what you can get for us.

## Insurance

There still seems to be some confusion over the Insurance cover provided by The Club especially following the changes this summer (2013). There are two policies in force, both with the "Insight" policies with Zurich:-

The first is that included in your membership and runs from November to November. This covers the named Club member and any family member for whom the supplemental fee (£5 in November 2013) has been paid.

The cover of £10M is for UK resident members at "Club approved events" in Europe and for non-UK residents at "Club approved events" in the UK, including parachuting teddies from kites or fixed points. If you require a copy of this policy for your event please contact us in writing or by email

To become a "Club approved event" there must be a minimum of 2 people who are not related and The Club must be informed in writing or by email of details of the event when it will be added to the dates pages on The Club web site.

It does not include, Solo kiting, Traction Kiting or Power Kiting.

The second is the Personal Liability Insurance that runs June to June and was originally direct with WHKF at Zurich. As from June 2013 this was changed to the same policy with Zurich but now has to go via the BKFA and can be arranged via WHKF or directly with BKFA. This can only be taken out if you are a member of a BKFA affiliated club of which WHKF is one.

The cover of £5M is for UK resident members anywhere in the world (except USA and Canada) and includes parachuting teddies.

It does not include, Traction Kiting or Power Kiting.

Please note that due to the numbers involved the BKFA cannot provide individual cover notes for this.

At all times the appropriate Risk assessment must be in place. If children or vulnerable adults are involved any required clearances should be in place and a Child protection policy instigated. The clearance is the responsibility of the individual and other paperwork can be found on our web site. Neither insurance will cover you if you are contravening any law or byelaw applicable in the country where you are flying, if you are not complying with WHKF "Code of Practice" or are flying with out due care and consideration.

In the event of an accident the BKFA Accident Report form must be completed and passed to The Club Chairman directly or via another committee member.

Arthur

## **Possible Visit to Cameron's Balloons**

I have made contact with Cameron's Balloons in Bristol regarding a possible visit to their factory. They would be delighted to host a visit, and suggest a visit during daytime rather than the evening, as there would be tehcie-type people to talk to.

However, they insist on a minimum party of 20.

Please contact me if you are interested in going, stating whether or not you could make it during the daytime. If I can assemble enough bodies, I will proceed with arranging a visit.

Allen Coates [kites@cidercounty.org.uk](mailto:kites@cidercounty.org.uk)

# **Basingstoke Kite Festival**

## **7<sup>th</sup> & 8<sup>th</sup> June 2014**

### **Down Grange Sports Complex, Pack Lane, Basingstoke.**

### **From 10am to 5 pm (both days)**

Come along and help us to celebrate our 22<sup>nd</sup> Festival and join in the fun!

Guests from Home and Abroad will be joining in, and as well as things going on in the display arena, there will be the usual array of activities, along with various Kite & Food traders.

A raffle is held over the weekend with lots of donated kite related prizes, donations gratefully received! There will be a theme of WILDLIFE for those who'd like to fly theme related kites.

On Saturday evening we will have our usual Social Get Together in the marquee, and all are welcome (There is a small fee if you would like to join in with the Buffet, please let us know-in the Raffle area- on the Saturday in the morning)

Camping is available on the Friday and Saturday evenings for £10.00 (payable on

the weekend) and there are Showers and Toilet facilities on site.

Come along and join in, and we look forward to seeing you there!!!

Contact: Alan Cosgrove (Main festival Organiser) 01256 421800 or Roy Broadley (Kites Up) 01256 812487

## ROBINSON'S RAMBLE

Another great turnout of members at the AGM thanks again to all of you who travelled long distances to get to it, none more so than Ron & Marla. Thanks must go to Marla for raising the money that she did in the raffle and on selling the clothes off her back!

You are all aware that after editing the Cowpat for 5 years, Arthur thought it was time for someone else to take the helm. Luckily for us we didn't have to do any arm bending because Andrew Rumming volunteered his services and without anyone else offering their services Andrew was elected to be Editor unopposed, the Committee also offered him a place on the Committee which he accepted. Another member that has joined the Committee is Kevin Griffiths, Kevin is a qualified chef and if you have managed to get to the club's Fly-In you will have tasted his cooking, I think we will now refer to him as our Catering Manager. A very big welcome to you both, it's great that at long last we have some younger blood on the Committee. Whilst writing about the new members I would like to thank Helen Peace for auditing the clubs books, one of the club members proposed that she joined the Committee, however she declined the invitation due to the fact that she is now the Club Auditor and she thought it would be better if she was independent of the Committee. I think the club is very lucky to have all of these people as Members.

I am occasionally in touch with Doug Hagaman's widow Jody, who informed me

recently that Doug's Mother died at the end of October. It's amazing that she survived Doug by nearly 20 years; he died suddenly in December 1993. A great loss to kite making and flying. He was only 39!

Don't forget that its Dieppe next September, if you haven't been you should make the effort to get there, it's a week long and rates as one of the best festivals in the World! It starts on Saturday 13<sup>th</sup> through to Sunday 21<sup>st</sup>. This is an early reminder because you always need to book your hotel early because they fill up *very very* quickly. If you go and you want to be included on the Club's insurance, let me know and I will include you on the Club's official registration form. If you are going and want to fly in one of the arenas, you **MUST** be registered.

The Jan Van Leeuwen Workshop is filling up very well, as I write this (1/12/13) there are some places left. The kite looks a very interesting design and obviously cannot be made without making it at a workshop because the centre boss is a unique design and cannot be bought anywhere. I will be very interested in seeing how all of the participants get on with it.

By the time you get this copy of the Cowpat; Christmas will have come and gone and we will be well into the new year, however if Janet and I haven't seen you to personally wish you a very happy new year please except this from us both!

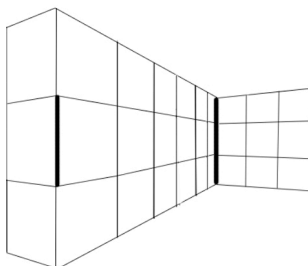
David Robinson

# Puzzle Corner (30)



1. Two minutes past 8pm on Dec 21st 2002 reads as 20.02 21.12 2002.  
So when was the NEXT time and date that had digits that read the same backwards as forwards ?

2. Which thick line is longer ?



3. There is a water-cask with three different water-taps. With the smallest tap, the water-cask can be filled in 20 minutes. With the middle tap, the water-cask can be filled in 12 minutes. With the largest tap, the water-cask can be filled in 5 minutes. How long does it take to fill the water-cask with the three taps together?

4. Last week I drove to my mum's house around 250 miles away. I started at 7am on Saturday. Traffic was heavy in places, and at times I was stationary. I arrived sometime after lunch. Next day, I drove home; same route, same leaving time. No hold-ups. Got home before lunch. How likely is it that I was at exactly the same point at exactly the same time on both days?

*Did you know that aibohphobia is the fear of palindromes?*

*Did you know that you only need  $\pi$  to 39 places to calculate the circumference of the universe accurate to the radius of a hydrogen atom? Useful, eh?*

Answers to [john@johnbrowning.net](mailto:john@johnbrowning.net)

## Skychat

Here comes another New Year and the beginning of a New Era, Andrew takes on as the new editor of “Cowpat Hill”. I very much welcome to the position and hope he will stay in the job for the foreseeable future. It is also a change in format of “Cowpat Hill” as we are trying out printing it as A5 booklet size, I hope this works out as it means more in collating the magazine but saves money in the postage out to you as members. Although I thanked Arthur last issue for all his hard work over the last few years, I reiterate those thoughts again and hope that he can find many more things to do with the spare time.

Going back to the AGM it was good to see all those that managed to come and to see our American Representative and his wife in person, Ron and Marla and we saw more of Marla than we anticipated, but it did swell the Raffle Funds. Many thanks to Kevin for his hard work in selling us those

raffle tickets and welcome him as a new committee member. I also must thank all those who helped run the AGM and made it run smoothly and to Helen for doing the books. I know she has made some comments about the way the Club should be looking to in the future with its finances and these will be dealt with by the committee.

What weather we have been having the last few weeks, I cannot remember the pressure being so low for a very long time. It was a shame that the Christmas Pudding fly-in was cancelled, but with the winds and the rain it was safest to cancel so as to not endanger anybodies life. We must think of all the people that have been directly affected by the weather especially at this time of year. All we can hope is that the bad weather goes now and does not turn to snow, and we have beautiful summer.

May I wish you all A Happy and Prosperous New Year.

**Neil.**

### **A bit more from the editor**

I'm really keen to get a wide range of article and contributions for the magazine. Most welcome would be

- your thoughts and views on kites you have bought or made (both positive and negative)
- PLANS - I am keen to get good interesting tested kite plans in the magazine.
- reports on kite events, but as important kiteflying anywhere, on holiday, at home, at work
- anything kite related (books, accessories, weather, things a bit kiteish, etc)
- and of course recipes (Kevin's Chilli is now a firm favourite with me)
- Colour photos - In this issue you will see 4 pages of full colour. This is a bit of an experiment but I hope its one we can continue. I can't guarantee I will use them all but will try to, and I'll put extra photos in the Cowpat copy that is downloadable on the club website.

Send it all to [andrewrumming@me.com](mailto:andrewrumming@me.com)

# John Browning Kites

For many years I have visited the wonderful festival in Dieppe and have admired the kites made by Claude Lea Comallonga. The designs, impact and elegance of her kites impressed me profoundly – as works of Art, as delicate constructions, as flying kites and as things of great beauty. I thought I too would like to use leaves and things and make such beautiful kites but always thought that it would be presumptuous of me to try. These kites were the preserve of the French Master and any attempt to do such things would be something like copying. However, at the 2010 festival, I spoke to Claude for the first time and she was most informative about her materials and methods – she even had a hand-out to show the processes she uses. “Have a go” she said and this suddenly gave me a sort of permission to “have a go”. I came back from that meeting and started to make kites using natural materials and now this is my life. Many kites later, I met Claude again and we discussed our work. She was most gracious and encouraging and this endorsement gave me further confidence that what I was making had merit. Over the years, I had found my own way and my kites assumed their own character.

When looking at one of my early creations, a woman asked “Of course, I expect you make your own paper?” This made me think that I should – and so I did. Now my sources of materials include those needed to make paper, leaf and plant designs and, latterly, line for binding and bridles.

There are many factors involved when I make my kites.

To conceive and develop a design which has aesthetic appeal. This process can take ages – sometimes ideas are very slow in coming. I call this “kiter’s block”.

To think of materials that work together. This again can be very time-consuming. Sometimes the materials themselves say “Do this with me” and so I have to.

To find a way of constructing the kite. Each kite presents a new challenge. Sometimes there has to be a balance of ideas so that the construction fits in with all the other factors.

To collect materials. Collecting usually takes place in other peoples gardens and this I have found to be a very sociable occupation. There are so many plants and trees, each one may look promising and say “Why not try me?” and so I do.

To process the materials. This involves a lot of trial and a lot of error. Each material requires its own processing conditions and in order to find the optimum process there can be many, many trials. Each time, there are new techniques to learn.

To develop techniques for assembly. The design idea can be very demanding and it can take days to find a way of actually putting the thing together. Sometimes test pieces help to find ways of constructing the kite. This often is the case with the frame; bamboo is a wonderful material to work with



but needs time and patience to learn how best to use it.

To keep in mind the overarching consideration that it should be a kite - and fly !

All these factors must be kept in mind throughout the whole process and I find this can be very demanding. "If I do that, I may lose the appeal of that factor" . "If I use that, then the construction will be too weak and I won't end up with a kite that flies." "If I use that material, it will need support and I will need something to anchor that support" Considering everything together is an onerous requirement.

I can only briefly describe how I process the plant material. Perhaps *Ars est celare artem*. First, papermaking is papermaking – either by the usual frame and deckle method or by settling pulp onto a screen under water.

Leaves are cooked in alkali such that the soft material in the leaves is digested just enough to leave the cellulose structure of the leaf intact. Too much cooking will either leave a wind-transparent skeleton or destroy the leaf completely. Much experimentation is sometimes necessary. After cooking and washing, the leaves can be bleached.

Some leaves, like Whitebeam and Beech are easy to process. Others, like Silver Birch are much more difficult and need careful adjustment of all the factors to get to the stage where the leaves are soft enough to stick together when dry but are not too flimsy and do not fall apart. Some leaves, like Ivy and all the Viburnums I have tried have no strong cellulose structure. Others slough off outer and inner layers to leave insubstantial insides.

The wet and very fragile leaves are laid out in the desired arrangement and then dried

under pressure. The leaves stick together of their own accord and form a sort of leaf paper which is incorporated in the kite.

I am often asked if I offer workshops. In view of the many time-consuming factors involved in making my kites (including the cooking steps with hazardous alkalis) , I do not offer workshops.

My designs

They come from everywhere but mostly from inside; somewhere deep inside. I have found that, because I want to make kites, my observation of things around me has become keener and I look at structures, shapes, ideas and challenges in a new way. Sometimes it is the overall shape which gives birth to the design – sometimes it is the character and beauty of the materials which need to be revealed . When both can be achieved in one creation, then there is magic !

Is it Art ?

As a result of exhibiting my kites, I have met many artists and observed their ways . I have (so far) avoided the pseudo-descriptive floweriness used by so many artists - " I seek confrontational space within which I can explore, conceptualise and challenge mankind's perception of experiences in holistic adventure shapes"

Either the work appeals to visually educated people or it does not and no amount of artlingo can increase the value of that work.

I am so pleased with my kites, I just want to share them with anyone who might appreciate them for what they are. It was for this reason that I wrote my website [www.johnbrowningkites.org](http://www.johnbrowningkites.org)

If you know of a gallery or museum where I might show some of my kites. Please let me know.

# An empty space in the sky - Kelvin Woods

We first met this guy on one of our WHKF children's weekend kite workshops up in Cleethorpes in Lincolnshire. Di and I were walking back to our hotel and there was this bit of a mad guy running up and down the road, then he asked us if we had seen anyone with any kite bags. It had transpired that Kelvin had had his kite bags with all his kites in stolen out of the back of his Suzuki soft top jeep. If I remember correctly it took him quite some time but he went all over the place, local pubs etc which were known for people who were disposing of stolen goods, and he eventually got all his kites back.

We have spent some fantastic times with Kelvin and his family, wife Maria and children James and Olivia. He came to our house when he was on a family holiday in Swanage and Di and I took them all to Avebury stone circle and to Stonehenge. They all came back to our house and we had a fantastic BBQ with some GREAT company. We have also spent time with them down in Swanage and at Monkey World.

In 2006 Kelvin did his Butterfly workshop in Swindon and what a fantastic weekend that was as any one who did the work shop will tell you. Kelvin was not only a very good teacher but he explained every single step in great detail. I still have a piece of paper that he folded for me to explain how all the folds were done on the fabric.

The weekend was also full of hard work with lots of fun and frolics thrown in.

Kelvin was adamant that everybody went home with a finished kite and I believe they did. Kelvin also attended the White Horse Kite festivals a couple of times. Whenever I met up with Kelvin at a Kite Festival he would come over and give Di and myself a big hug just as he did the last time we saw him at Portsmouth this year, and he was never too busy to stop for a chat. Many times the phone has rung at home and it was Kelvin and he would be on the phone for an hour or more just for a general chat about nothing.

Kelvin was renowned around the kite festivals for his fantastic butterfly's and his big Edos, one of Debbie Harry one of Cassius Clay and one of The Man In Black which were all fantastic kites. He also made another large kite of Nelson's Column which again took him many hours hard work.

It came as a very big shock to my family after I had received a phone call to tell me the tragic news. We will certainly miss him around the kite festivals, his wit and enthusiasm and great sense of humor, so REST IN PEACE BIG MAN, our thoughts are with Maria, James and Olivia

Don Baggett

Vice Chairman White Horse Kite Flyers.





Kelvin Woods, his daughter Olivia  
and Edo  
Photo by Paul Chapman

# John Browning Kites



above: Red Horse Chestnut  
right: Pieris II  
Photos by John Browning

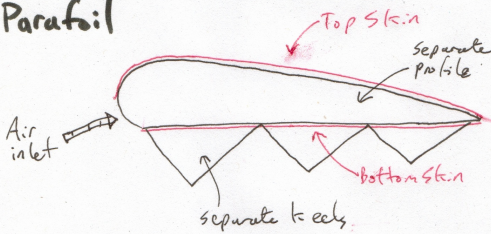


above: Outriders galore  
left: *Cotinus coggygria*  
Photos by John Browning

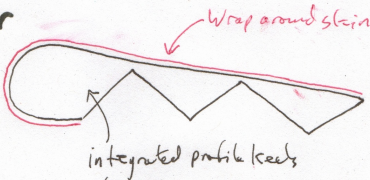




**Parafoil**




**Flysurfer Peak**



**Peter Lynn SKIN**



**Leading Edge Inflatable**



above: Peter Lynn SKIN photo by Peter Lynn  
 left: A comparison of soft kite types (cross sections) doodles by Andy Rummig

# If you don't ask, you don't get.....

By Andy Rumming

Back in 1996 I went to Dieppe kite festival and saw my first NPW or NASA wing kite. This is a soft kite, but unlike a parafoil or flowform it has only one skin, it is a single contoured delta shaped fabric skin with many bridle lines flown on 2 or 4 lines. They are based on a design that NASA commissioned for flying Apollo space capsules down to Earth, they never got actually used, but many dollars were funnelled into their development. After making many types of soft kite I knew this was really interesting and just had to make one.

Back home Phil Scarfe located the plans for me in a German kite magazine and I was off knocking them out left right and centre. They were great, quick to build, pulled like a train and relatively easy to fly. I made a high aspect ratio one and realised they had lots of potential for modifications and tinkering. I made a huge one that scared me senseless, and has only been flown about once, due to the fact that I couldn't steer it out of the sky and it just wanted to lift upwards – the proverbial skyhook. I realised that if you could get a single line NASA wing you would have a very high performance single line kite that pulled like a train, was quick to build and packed down to nothing. So I tried to bridle a standard NASA wing as a single line kite, but could not get stable flight. I then decided that replacing the central bridles with big oversized keels, whose top edge rather than being straight, followed the profile that the bridles described, might help

with stability. So I drew a scale drawing of the bridles to calculate the keels' dimensions. However I moved on to other things like leading edge inflatables for kite surfing, and never built the keeled NASA wing and the single line single skin soft kite project got put on the back burner.

Over the years I have thought about it, googled single skin kites, got sent some links from Phil Scarfe and realised that others out there have been working on them, but not single line single skins. The Flysurfer Apex was very interesting as they have produced a very high performance traction kite, where they have done away with the back 3/4s of the bottom skin. The top skin wraps around (see my doodles on the facing page). The pack size is reduced and it flies in really low winds, but has a lot of bridles. Then in August 2013 Peter Lynn announced something interesting in his monthly email newsletter (which I highly recommend). This eluded to the fact that he was working on a new type of soft kite that he thought could be a game changer. In September he revealed the details that this was a single skin kite (now known as a SKIN) and that he was looking to licence out plans to home builders. Even though this was a multi line traction kite I was very interested as this was significantly different from the NASA wing, Flysurfer and other stuff on the internet, but followed my theory of using keels with a profiled top and getting rid of that pesky bottom skin altogether. Part of me was a bit gutted that I hadn't ploughed on 17 years ago, but most of me just wanted to get my hands of one of Peter's kites so I

could translate the advances back to single line.

So I emailed him asking for a license and telling him of my thoughts from the last 17 years, focusing on the single line issue.

He emailed back stating that rather than sending me plans or a licenced kit he would send one of his late prototypes, I just had to pay the £30 postage. Result! If you don't ask, you don't get! However he also pointed out that single skin single line kites don't work as you have to hang a big weight under them to get stability (think boat pulled paracenders with folk hanging under them), and that calculations showed this.....but that this shouldn't put me off.....

So the kite arrived (got stung for import duty but there we are) and I couldn't believe how small the package was. It the volume of a 2 litre coke bottle but this was a 4.5 square metre kite. I took it out in a very light wind and it shot up with tremendous pull. Even though I have not flown any really recent high performance 4 line foils, for the wind and its size the power and performance was unbelievable. The kite has so little mass in the air compared to a normal foil it reacts faster and strangely feels far more solid than anything I have flown in such low winds. (Far far better low performance than any leading edge inflatable (LEI) I have ever flown, even really good ones) The next move was to study the design and construction, so once the kids were in bed I commandeered the lounge floor. It is really quite simple but I know that to

get to this point Peter got through a lot of prototypes (he did over 20 in one month alone). As Peter is going to patent this I am not going to give out dimensions but my doodle on page 14 shows the bit that really interests me, the profile/keel elements (and compares them to other types of soft or LEI kites). The key things to note/ that I found interesting, are that the leading edge doesn't come far down or wrap around the profile. Interms of the main canopy it has 7 "cells" and these similar to other modern traction foils in that they are not rectangular, they are slightly wider in the middle than at the leading or trailing edge. There were 2 small darts in the leading edge, like the NASA wing, but I had expected many more. The tips are interesting and apparently needed quite a lot of development to minimise flapping. Overall lots here to influence a new soft single line kite, and my goal for 2014 is to get a single line single skin flying properly and ideally at a high angle pulling hard with minimal bridle lines, and of course with out a person hanging under the bridles.....

Interestingly Peter has a significant interest in single line high performance kites, as his lifter kites sit atop of his range of inflatables and are crucial for his impressive show pieces. He has put a lot of time and effort in developing these lifters to be very stable and reliable, and reducing the cost of production. He has in effect gone down a different route to what I propose but he is a canny chap and I wouldn't be surprised if he has a dabble and beats me to it!



# 24<sup>th</sup> Nov 2013

## WHKF AGM Minutes

Neil opened the meeting at 12.30 and welcomed everyone including our American representatives Ron and Marla.

**Apologies** – Dave & June Johnson, Stuart Lafferty, Roy & Hayley, Pat & Chris Mabon, Bob Angell, Lynn and Phil Baggett, David & Sara Lyth, Doug Manners

### **2012 AGM Minutes**

The Chair proposed that the minutes were an accurate record. Unanimous vote of acceptance.

**Matters arising** – no matters were raised.

### **Chairman's report**

*(or what I meant to say rather than what came out of my mouth)*

Mr President, ladies, gentlemen; thank you for coming to this, the 23rd AGM of the White Horse Kite Flyers.

It is becoming more and more difficult to think of something new to say each year at the AGM. I have tried pleading in the past to get members to suggest ideas for new projects or events and have had no response. Similarly I have tried pleading for new, younger members and this seems to be a lost cause so there is very little point me banging on about these. In fact as I believe Franky Howard said in one of the Carry On films "I have become a right little pleader"

So it's back to what we have accomplished in the last 12 months. Last year we were trying to drum up some enthusiasm for the ribbon arch project. This eventually "took off" and we spent a weekend putting it together. Saturday was well attended and good progress was made but the Sunday was a little thin on the ground. However with several people working at home the arch was completed and a first flight attempted. This showed that a few modifications were required and these have been done but that is where it has stopped. I have carried it round the country but never had any one ready to try it. So that is where it remains, in the back of my car.

The big success of the year was the Purple Lady week when Linda Sanders graced our Fun Fly and then ran the Banner workshop. Linda put on a wonderful display at a dry Fun Fly and great fun was had by all who attended and once again there was a fantastic Evening meal and all day BBQ by Kevin. More about next year further down the agenda. We then had the privilege of entertaining Linda for a week. This was so easy as anything older than 200 years was viewed with squeals of delight. I am still amazed that I managed to keep the car on the road when we drove past thatched cottages.

Then we come to the workshop and this was terrific, “T” shirts sponsored by Keith, web cam coverage and time lapse photo record and one of the best prepared workshops we have seen. Fortunately correspondence for the previous 11 months meant that we were all ready with the right equipment so no major problems. In fact it went a bit too well and some people had finished by the end of the first day. Even better, everyone finished by the Sunday in time for the photo shoot. White Horse Kite Flyers once again kept up their reputation for food and we had great lunches both days and good social on the Saturday. Thanks to those people who attended from the continent and to those who made it possible for them. Over all the workshop was so good and Linda had such a good time she and Kevin (the other one) could well be back in 2015 for some more WHKF hospitality.

Over the next few months you will probably hear about a kite event taking place at Lydiard Park in May next year. Please do not jump to the conclusion that your committee are keeping something from you. Far from that, the event has NOTHING to do with us and we are not involved with either the display or workshop. Thank you Swindon Council; we put on a free event for you for 21 years. OK better stop on that before I over step the mark.

I think that last year I made a big mistake when I said I was prepared to continue in this post for three years if you still wanted me. No one has stepped forward ready to take on the job, there have been no suggestions for new events, locations or projects so perhaps I should have said just one year and we would have some new blood now. But having made the offer I will stand by it unless there is some one out there who wants to give it a try. It’s not difficult, if things go well you thank those who did it and when it goes wrong you accept that it’s your fault. Please have a think about it ready for the elections a little later.

For once I don’t know of any one who’s health has deteriorated over the last 12 months so it just remains for me to thank every one who has supported me; Neil at the helm, Janet at the purse strings, David for most other things, Don for keeping the workshops supplied, other members of the committee for their assistance but most of all, you the members for putting up with me.

### **Secretaries report**

Dave opened by thanking Arthur without whom the workshop wouldn’t have happened. Whilst Dave instigated the contact, Arthur organised the whole workshop. The Swindon Arts Festival will be happening again this year at Lydiard Park and feature kites. WHKF offered to run a workshop at last years event but the organisers wanted to charge WHKF for doing this, as they said the event was for charity. WHKF have declined to attend. It is believed the whole event has been handed to an events company, and it will feature kites but this is nothing to do with the WHKF.

Insurance, There has been a change to personal insurance for kite flyers. It was direct through Zurich, but is now via the BKF (still with Zurich) . A copy of the policy is on the WHKF website, it covers up to £5m whole of world except USA.

Dieppe – if you are going in 2014 let Dave R know as you can then fly under the club insurance rather than having to have individual insurance.

### **Accountants report**

Income – Subscription etc.

The majority of the club income appears here, Festival Sales and Bank Interest being the exceptions. There has been a very slight decrease on last year.

Festival sales and bank interest

Festival sales were very successful this year. Bank interest was the same.

Expenditure

A small surplus was achieved on the festival/fun fly this year, however, that was achieved primarily because of the auction. Further interrogation on prices etc. may be needed for future festivals as reliance on auction sales could prove risky.

General overheads are higher this year due to rebalancing the areas of overhead and capitalisation. From this year forward comparisons should be more achievable.

As explained last year, depreciation is calculated on existing assets, prior to September 2010, over 3 years, on a straight line basis, commencing in the 2011/2012 year. Additions, from September 2010, will be depreciated over the relevant and useful life of the asset. This has been determined as 7 years for the asset additions in 2010/2011. Any additions over £100.00 are added in year.

Summary

There is a slightly reduced deficit this year and both the fun-fly (festival) and workshop (carried into the following financial year as it took place in October 2013) carried a small surplus.

A question was raised about the minimal interest generated, this was due to the money being in an instant access account. Neil thanked Helen for all her help on preparing the accounts.

### **Editor's Report / Magazine and internet**

Last year I said I was not going to throw my toys out of the pram and give up as editor. This year I have done just that. After comments last year I got a few more articles for

which I was very grateful. Sadly they very soon dried up and as you will have seen from the autumn issue there was very little input.

I have loved editing Cowpat Hill and it was a very sad decision to give up but I hope by so doing a new editor may have new sources that I have not tapped and be able to give us the standard of publication the club deserves.

We have now had one volunteer (Andy Rumming) for the post but he is insistent that he will not take it until we see if there are any other takers and the choice is put to the members.

(No one else came forward)

Due to the new postal charges we now have to pay "Large Envelope" rates so the first thing we would ask any new editor is to completely redesign the current layout to A5 format so that we can keep sending the magazine without having to increase subscriptions any further.

I would like to wish my successor all the very best and I will try and keep up my record and not have a "Dibble Free" issue in the near future. I would ask that he or she sends me a colour .pdf copy just before the publication date so that I can continue with the "E" circulation and the web pages.

This brings me on to our web site and I have agreed to keep this up as some people do use it and it is also the location of event dates that are Club approved for insurance purposes. Again I have asked for feedback on this site and have had one volunteer to check the content. So far I have had no comments. It is impossible to check your own work as you read what you wanted to say and not what your fingers typed. So please if you can see any mistakes, inaccuracies or links that no longer work, please let me know. The same goes for the forum.

A new addition in the last 12 months is that I have been running a web-cam at some events including the two Jolly-Ups, our Fun Fly and the Purple Lady workshop. Had a good laugh when at JU13 one person got a call during the BBQ, it was his wife saying she hoped he was enjoying the food. I shall continue to run these and am currently looking at the possibility of a live-cam but this may be expensive on data.

So there you have it, I can only do so much and come up with so many ideas. Anything else requires input from you.

### **US Rep Report**

Ron Miller stated that apart from Marla and himself there were 2 other US members. Numbers have reduced but this is happening across other kite clubs not just the WHKF.

### **Election of Officers**

President – Neil Harvey

Chairman – Arthur Dibble

Vice Chairman – Don Baggett

Secretary – Dave Robinson

Treasurer – Janet Robinson

Committee Members

Doug Jones, Dave Thompson, Phil Scarfe, Martin Croxton

New committee members

Kevin Griffiths, Andy Rumming (as Editor),

### **WHKF Fun Fly 2014**

Arthur outlined that the plan was to put on an event very similar to 2013 at Lechlade. However planning permission has been lodged for a housing development upon the current flying field. If the site wasn't available, the field across the road could be, the footpath along the edge would need cordoning off but this wouldn't be a problem. There is a possibility that we may be able to use the cricket pavilion facilities.

### **Other Events to be noted for 2014**

15<sup>th</sup>-16<sup>th</sup> March WHKF Workshop – 5 sided twisted box by Jan van Leeuwen

30<sup>th</sup> March Indoor flying at St Josephs Swindon (£2.50)

19<sup>th</sup>-20<sup>th</sup> July Berrington Hall

19<sup>th</sup> 20<sup>th</sup> July Ducklington – Sled workshop

7<sup>th</sup> -11<sup>th</sup> October AKA convention Nags Head, North Carolina

16<sup>th</sup> Nov Indoor flying at St Josephs Swindon (£2.50)

A request for other club members to tow the club trailer was made. Currently there are 2 people doing this but a few more are really needed, please speak to Arthur, the new trailer is much easier and fuel efficient to tow than the old one.

Cameron's Balloons Bristol – Possibility of a visit – anyone interested please let the committee know.

### **Liability Insurance**

See Secretaries report

### **Fees from Nov 2014/2015**

It was decided to hold subs at £15 plus £5 for second members for 2014/15.

### **Projects for 2014**

It was suggested that a tidy up of the clubs current storage facility at Park Farm was carried out. Date not yet set but the more the merrier.

No actual new project was discussed but members stated that they would like to find out a bit more and perhaps try flying some of the older club kites. A number of kites/

projects need repairing/ adjusting including the arch ribbon, so this seemed the logical priority.

### **AOB**

- BKFA AGM 1<sup>st</sup> Dec Lamb Inn, Conduit St, London 2pm
- Dave R thanked the club for the flowers for Janet's and his 40<sup>th</sup> Wedding anniversary last year
- It was decided to keep this weekend for the AGM next year
- Happy Birthday was sung for Paul Chapman
- Kevin asked for ideas for food for the next fun fly
- A vote of thanks for the committee was made by Paul Chapman
- A discussion was had about involving new people particularly youngsters, getting them to help and even lead workshops has been successful in other places. Getting some newspaper coverage was discussed
- Honorariums of £50 were proposed to The Chair, Vice Chair, Treasurer, President and Accountant as a token of the significant work they have done for the club over the year.

Meeting closed at 15.50 where Neil thanked everybody for today and the whole year.

A bag raffle then followed raising £295

Marla then raised a further £61 selling various items of her clothing and passed the hat around which delivered a premier showing of her new excellent Wallace and Gromit tattoo.

£356 was raised in all which covered the room hire and buffet.

## WHITE HORSE KITE FLYERS

### PROFIT AND LOSS ACCOUNT FOR THE YEAR ENDED 30TH SEPTEMBER 2013

	2013		2012	
	£	£	£	£
<b><u>Income</u></b>				
Subscriptions etc.		4096		4213
Main Festival Sales		1363		839
Bank Interest Received		<u>2</u>		<u>2</u>
		5461		5054
<b><u>Expenses</u></b>				
Main Festival Expenditure	1133		1040	
General Club Purchases/Expenditure	1672		977	
Accommodation and Workshop	1261		1981	
Donations	150		200	
Insurance	1280		1122	
Postage and Stationery	618		576	
Professional Fees	0		0	
Depreciation	<u>751</u>		<u>674</u>	
		6865		6570
<b>Surplus/Deficit</b>		-1404		-1516

### BALANCE SHEET AS AT 30TH SEPTEMBER 2012

#### **Fixed Assets**

Balance b/f	1677	2351
Additions	534	0
Sales	0	0
Depreciation	<u>751</u>	<u>674</u>
	1460	1677
<b>Net Value of Fixed Assets</b>	1460	1677

#### **Other Assets**

Stock	3309	3437
Bank	5486	6351
Cash	309	247
Prepayments	<u>2331</u>	<u>1018</u>
	11435	11053

#### **Liabilities**

Loans (from Initial Members)	240	240
------------------------------	-----	-----

## WHITE HORSE KITE FLYERS CODE OF PRACTICE

Always fly safely.

Always be considerate to others using the same area be it noise or physical intrusion into their space.

Always fly legally taking in to account all national, local and CAA restrictions and by-laws.

Never fly at a height of more than 60m above ground level, in the UK unless a CAA clearance is in force (as at kite festivals). If you don't know what the clearance is ASK!

Never fly a kite in wet or stormy weather. Always try and keep your line dry.

Never fly a kite near power lines, transmission towers or aerials.

Never fly near Motorways, roads, car parks or railways.

Never fly near airfields.

Never fly a kite with anything metallic in the line.

When tethering a kite ensure that the ground anchor is suitable (see BKFA report 6 June 06).

When flying large kites always use a brake line.

Always wear good quality gloves when flying large powerful kites.

Always give priority to domestic animals particularly if they are showing signs of distress.

Always clear up after yourself, especially lines, tails and bits of plastic that could trap, choke or injure domestic or wild animals. If you see dangerous rubbish left by others clear it up or report it.

Never fly near those kite-eating trees.

NOTE: The use of traction kiting at Barbury Castle is forbidden by law.

Finally remember.....your kites can get really quite lonely up high in the sky; just occasionally, look up and give them a SMILE. It will make you feel better too.

WHITE HORSE KITE FLYERS meet at Barbury Castle Country Park on the second Sunday of each month.

Your local contacts are: -

Neil Harvey +44(0)1285 740295 Arthur Dibble +44(0)1635 865976

Dave Robinson +44(0)1793 824208

This issue edited by Andy Rimming, contributors this issue: Arthur Dibble, Neil Harvey, Dave Robinson, John Browning, Don Baggett

Subscription AGM to AGM: £15 (including 4 issues of COWPAT HILL and kite flying insurance at Club approved events) £5 extra for each additional family member. Personal Liability insurance £11.00 June-June.

COWPAT HILL is the journal of The White Horse Kite Flyers and whilst every care is taken when compiling it, The Club and it's officers cannot accept responsibility for any omissions or errors that may occur. Any information printed are the views of the individual submitting them and not necessarily those of The White Horse Kite Flyers Club, its committee or its members.