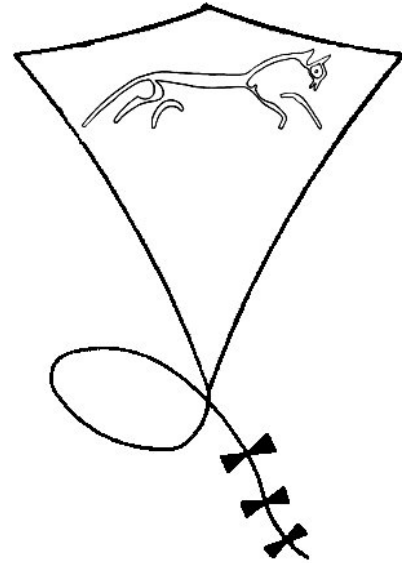


Cowpat Hill

Journal of
The White Horse Kite Flyers
Issue: Winter 2011
January ----- March



HAPPY NEW YEAR TO YOU ALL

Hopeful by the time you are reading this you will have recovered from the excesses of the recent festivities.

It has been very rewarding putting together this issue as it means several things. Firstly some of you noble people who attended the AGM stayed awake long enough to hear the oft repeated plea for more articles, and this time they have come rolling in. None have been held over for the next issue just to show what can be done when we pull together. Secondly this response means that you do want the magazine to continue, so that those of us who produce it now know that we are not wasting our time. Long may this continue! Following a suggestion at the AGM we are going ahead with a series of matching White Horse livery. This will consist of pennants, banners and bunting with standard colour and logos. We are hoping to do them over the February half term at a workshop in Swindon. Details are yet to be finalised so please watch the forum for details. The current idea is that we will be making a number of pieces for the club and any one wanting their own will only be charged for the materials at cost. We will arrange to send out for pizzas or similar for lunches each day.

WHITE HORSE KITE FLYERS

PO BOX 585

SWINDON

SN3 4YR

www.whkf.org.uk

info@whkf.org.uk

DIARY DATES

W = Workshop, D = Display, T = Teddy bears

January 2011

9th Barbury Castle

February 2011

13th Barbury Castle

March 2011

13th Barbury Castle

13th Rodborough Common

April 2011

10th Barbury Castle

16/17th Jolly-Up

21st Calne Mayor's Tea Party {W,T, D}

May 2011

30/1/2nd Weymouth

1/2nd East Yorkshire Kite Festival

7/8th Swindon

28/29th Wallop Reloaded

June 2011

4/5th Basingstoke

12th Barbury Castle

July 2011

10th Barbury Castle

16/17th Ducklington {W,T, D}

16/17th Hereford

16/17th Dunstable Downs

23/24th GVKF Kite Kamp

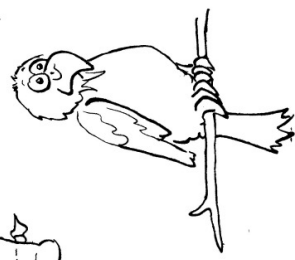
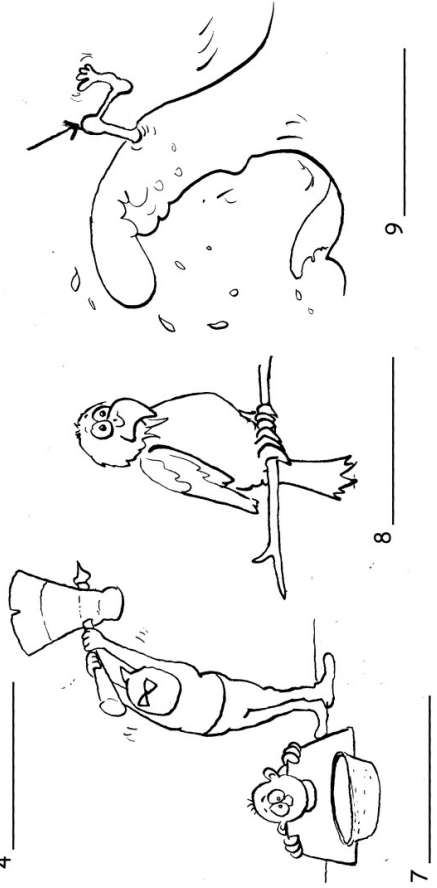
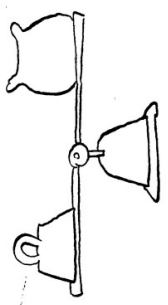
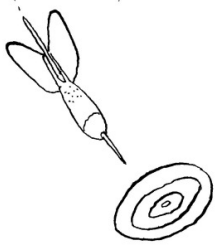
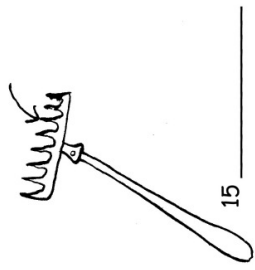


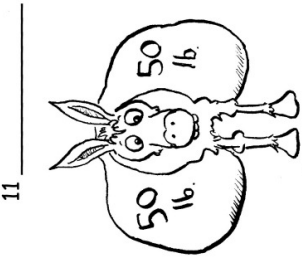


IF YOU HAVE ANY DATES PLEASE LET US KNOW SO THAT THEY CAN BE ADDED TO THIS LIST

For other dates please go to <http://www.kitecalendar.co.uk/>

DEAD-LINE FOR NEXT ISSUE 27th March 2011

THE ENGLISH RIVERS QUIZ

All the answers are names of rivers in England. Some dead easy... others a bit harder. Please email your answers to Dave Cross at :- thecrosses@haygarth57.freeserve.co.uk He would like a laugh at the answers that we get from his cartoons.



Name _____

BIRD KITE.

This should be made to represent a bird, say a hawk, with its wings outspread. It makes a very pretty toy, and when high in the air forms a pleasing and natural-looking object.

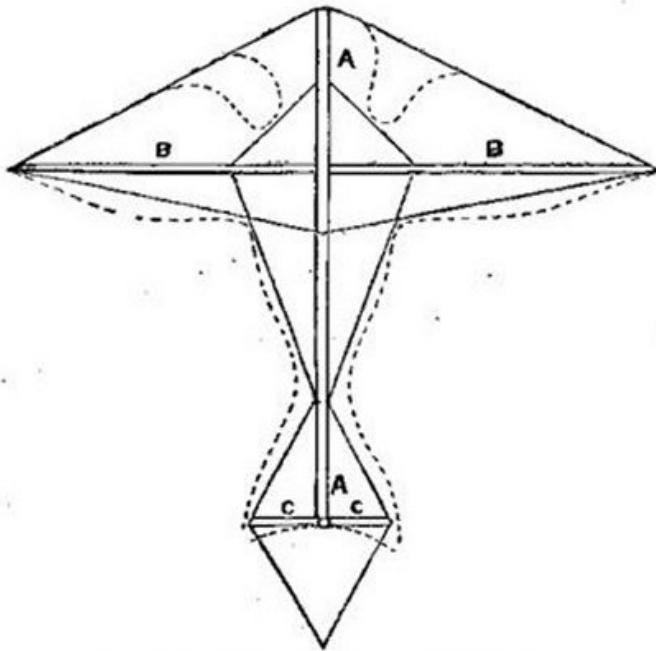


Fig. 2.—SKELETON OF BIRD KITE.

The skeleton (Fig. 2) consists of an upright (A A), with a large cross-piece (B B) fixed at about a third of the length of the upright from the top, and a smaller cross-piece (c c) fitted at the bottom of the upright. The head and beak should be of bonnet wire or split cane, and secured in a notch at the top of the upright. The string should then be placed as shown in the thin lines in the accompanying figure, and the skeleton of the Bird Kite will then be complete. The skeleton is then to be covered as explained in the preceding description, the covering being cut out as nearly as possible in the manner shown by the dotted lines. It will be understood that the double lines

in the figure are intended to represent the upright and the two cross-pieces. The larger cross-piece may be jointed at an inch or two from the point where it is attached to the upright, and in flying, if strings are attached to the points of the wings they may be made to flap in the air, and by a little management, hawk-like swoops and pounces may be very fairly imitated. Fig. 3 shows the bird kite in its completed state.

The foregoing description of the Bird Kite must be taken as an example only of the form out of which kites to represent birds may be made. A favourite specimen, representing a large bat, may frequently be seen on commons and parks during the early summer months, which may be taken as the time of year during which kite-flying is fashionable.

DOG KITE.

This kite is made in a similar manner to the preceding one, but in order to obtain the requisite shape, it is to be made in imitation of a dog sitting on its haunches, or standing on its hind legs. The top cross-piece, however, of this kite must be much smaller in proportion than that shown in the figure explaining the instructions as to making the Bird Kite.

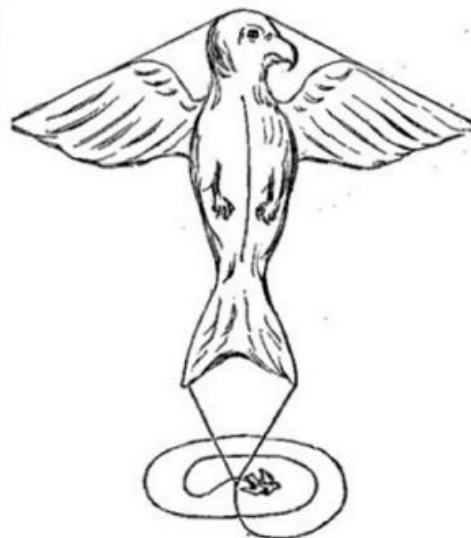


Fig. 3.—BIRD KITE READY FOR USE.

FISH KITE.

For kites of the fish shape, again, a backbone and two cross-pieces are required, the larger being placed well up towards the top of the kite and at the back of the fins, the shorter cross-piece being made to serve as the framework for the tail. As in the previous shapes the outlines must be secured on string stretched as nearly as possible at the outside edge of the toy.

SAILOR KITE.

Sailors lounging about the docks and landing stages are usually seen with their hands in their breeches' pocket, a heavy pea-jacket for a coat, and a sou'-wester hat. Take the sailor so attired as your model; prepare the skeleton of the kite as for the Dog Kite and Fish Kite, fixing a bit of bent wire round from the top cross-piece so as to form a firm outline for the hat. The covering may then be fastened on, and a little skilful manipulation will soon end in turning out a fairly accurate representation of an honest Jack Tar ashore.

Before dismissing the subject of kites from notice, there remains to say a little on the subject of

MESSENGERS.

In flying a kite, and when all the string is paid out, or when the kite shows no tendency to fly any higher, the fun, with the exception of hauling down, would be over, were it not for the messengers, and by the aid of these clever little people the amusement may be prolonged considerably.

Messengers may be made in various ways; ordinarily they are small pieces of paper or pasteboard three or four inches square with a hole in the centre. The end of the string held in the hand, and which is the extreme end of that attached to the kite, is to be passed through the hole in the messenger, which

will then be swiftly borne along the string by the wind right up to the kite flying so peacefully high in the air. These messengers may be sent from time to time, but the number must be limited, or they will prove too heavy for the kite, and drag it prematurely down. A more complicated form of messenger consists of a hollow cylinder of thin wood, the diameter of which is sufficient to allow of its free revolution round the string; to the cylinder are attached in an oblique direction several flappers, or sails made of paper. The action of the wind on these flappers will cause the cylinder to revolve, and will carry the messenger upwards to its destination.

As a final hint to kite-flyers, it should be said that a clear open space, as free as possible of trees, houses, or hedges, should be chosen, for the kite in its descent is apt to be somewhat erratic in its course, and if caught on any of the objects named, it is likely to be so seriously damaged as to be of no further service without spending much time and care on its renovation.

Sale Or Swap

Sled skins still available and also the teddy bears.

If you are looking for unproofed ripstop for teddy chutes please contact Arthur.

Tips And Tricks

Nothing out there this issue

KAPital Snippets

No submissions this issue.

Crop Circles and Kites

I've always thought crop circles were most interesting, from a public art point of view, and thought they would be a great subject for a bit of kite Ariel photography. With this in mind Esther, Isobel and myself found ourselves in Avebury (crop circle capital of the world) and went along to the Henge Shop to get the low down on what was where. I had already scanned the internet and seen pictures of some nice ones in the locality, but knew the combines were rolling and that some would have already been cut. The shop sells all manner of mystical tat, but has a great range of crop circle books, and a big map with all of this year's creations on. I had wanted to photograph the circle near Silbury Hill, but found this had already been cut. However whilst in the shop I heard a member of staff talking about a hot tip-off he had just received by text about a possible new circle that had just appeared, near Windmill Hill. As my targets had been cut, and Windmill Hill is only 1.5 miles from where we were, we looked at the map and started walking, unsure what we would find. Once out on the dead end road towards Windmill Hill, the first sign that we were perhaps in the right place was a line of cars zooming up the narrow road to nowhere, then the same cars having to reverse as a rather annoyed farmer was trying to get out of a field and down the lane. Once past rural gridlock, a Dutch lady popped up and said "are you looking for the circle or just out for a walk?" implying that of course you couldn't possibly do both. Then a highly animated American appeared and started spouting about where was the circle, and pointing out crop circle etiquette.

The road ends and carries on as a rocky byway. We continued walking as a range of non-off road vehicles (more Dutch) tried to drive on. I couldn't see the circle but could see people parallel to the track we were on out in the field walking up the tramlines. I didn't really want to go into the field as I didn't have the farmer's permission and walking is one thing, but flying a kite on a gusty day is another. I really didn't want to potentially damage his crop any further. However a little further up the track, when stood on a bank, I could see a bit of flattened wheat and a congregation of people.

I carefully launched the kite and camera on the byway and stayed out of the field. I had my big fled with me and a half size old mock form flowform. It was one of those days where I needed something in between and the wind was really up and down. I went for the mock form which I soon got off the ground and it was pulling just enough. As the wind was blowing from the circle to me, I knew I couldn't get the camera over the field directly so would have to get the kite fairly high. The other issue with the mock form is that its flight angle is rather low (the fled is an absolute neck strainer), so you need to let out a lot of line to get height but that takes you father from an upwind target. I use a Brooks auto kap rig which rotates a few degrees takes a picture then rotates a bit again and just keeps going. It's very light and small but you have no control of what you get. I let it do two complete rotations and walked up and down the track (didn't know how big or in what direction the circle went) and hoped for the best. Now a minibus had appeared, the pan pipes were being played by someone in the middle of the circle, and two chaps with metal frames were surveying it, and lots more people, a right strange circus.

I got the kite down with Esther carefully catching the drogue before the barbed wire got it and we had a look at the camera, it looked like I had got one OK shot and it was interesting to see what the circle looked like, none of the other folk knew. It was about 200ft across and made up of 60 circles and quite ornate. With a good result we headed back.

I've now taken pictures of about 4 crop circles and learnt a few things, all of which will be no surprise to experienced KAPers. Firstly whilst overhead shots are ok, ones from an angle with more landscape in the picture are more interesting, but as crop circles have no height the mix between the two is important. Secondly if the sun is low there is more shadows and interest than at midday. Thirdly don't try flying in the crop, or if you do make sure you have a very steady wind and kite. Oh and fourthly make sure you have loads of space on the memory card a full battery and the camera isn't stuck on macro.....



THEMED KITE DEMONSTRATIONS – A SUGGESTION

I have enjoyed participating in many demonstrations, primarily at the Portsmouth and Bristol Kite Festivals, involving such as Carl Robertshaw's *Delta Serpents*. At the last Bristol event however, I was Serpent-less and 'forced' to watch the mass launch and demonstration from outside the arena – it was stunning.

Over the years, WHKF members have made many kites at Club workshops. These include Butterflies (Kelvin Woods), Legs and Stickmen (Martin Lester), Swans (Carl Longbottom), Cellular Kites (Robert Brassington), Tri-D Box and Roller Plans (Sam Huston) and Fans ('Bazzar'). As fine as these kites are, flown individually they do lack the 'whow-factor' that large and colourful inflatables generate for Festival visitors. However, when flown en-mass they can become the subjects of a wonderful display, a display that is certainly larger than the sum of its parts!

I can recollect only one such display at a WHKF Festival and that took place at Wroughton several years ago – a very touching display prompted, sadly, by the sudden death of Sam Huston.

So, how about members bringing their workshop kites along to Lydiard Park next May? I would hope that time slots could be provided in the main display arena for *WHKF Workshop-Themed Demonstrations*. This would 'show-off' some of the fine activities, and products, of our Club and indeed would serve to further promote the Club. It may even encourage new membership, something which I am sure would be most welcome.

I trust this suggestion will be received in the positive and constructive manner in which it is intended.

Chris Mabon

NOTE: The committee agree with this suggestion and will be having a Morgan Mega-delta fly at the 2011 festival and time permitting may also do a workshop fly so if you have made kites at these please bring them along. No decision has yet been made about which workshop to display so please watch the forum.

Sky Chat

Well here we go into another decade and what will it bring for us all? Let us hope that Credit Crunch, etc does not have a bad effect on our lives. I also hope that this reverse "Global Warming" soon packs it bags and we get back to normal winter weather. Arthur at the AGM asked for more articles from members and he has informed me that we are in for a bumper issue. With that in mind I will keep mine short, but adding that I hope that members will keep up to pace with the things that the committee have proposed and join-in in making Pennants & Banners for a Club Display.

All the best in health & wealth to all of you, members and friends in 2011.

Neil.

I rarely put pen to paper like this but a couple of things in Cowpat Hill have stirred my entrails this month.

First, responding to Arthur's cry for help re: Ribbon Arch.

Go to The Kite Flier, Issue 58, January 1994, page 53(un-numbered),

On the last page of Aerodyne and just in front of John's Roman candle piece. I don't think you will need any more but George Peters seems to be the leading light (Where did he disappear to?), Ray Oakhill seems to know a lot about it, Mik Jennison (he is still around but not kite flying now) got involved and the designer is stated to be Etienne Veyres (who I do not know).

It may be imagination but I have a feeling George Webster has been seen with a ribbon kite. I know he commented at length upon one flying at a Bristol do.

If you cannot access that copy of Kite Flier, let me know, I will scan it. Incidentally is amazing to see what a much better Mag it was 1994. And if you are not very careful you will find yourself making more than one kite from designs in that issue and other issues of that time set one's fingers twitching too.

Now I want to go on to Neil's bit, also on page 12. I agree wholeheartedly and most sympathetically with what he says in relation to tiring and doing less. That's because 2010 has added another 'O' for me this week! However the phrase that pulled me up was "**We must encourage more young people into the joys of our hobby**"

Not in club flying you won't. The club world has gone potty.

They (you) have allowed beurocrosy to run roughshod over kite flying to the point where it is just not fun any more. Too much time (not to mention money) is spent looking over ones shoulder trying to avoid some 'josbsworth' busy body from stopping what you want to do.

As for the huge sums demanded for insurance to cover equally huge and ridiculous sized potential damage claims; how many accidents have there been compared, say, to bike riding; are the solicitors married to the lawmakers? It is they who stand to gain, nobody else. It is all crazy and out of hand.

The BKFA annoys me intensely. Firstly by pinching the title of Ron Moulton's original outfit without consultation. Remember he was the one who got clubbing started for us. Secondly, they stated their aims to be co-operating with the CAA. How daft was that? One only had to read the earlier CAA rules to realize their antagonism as being utterly unquenchable as far as kites were concerned. Now the CAA have free hand through so called consultation to crush us completely AND in cahoots with anyone they want in the 'Elf & Softies" gang.

Right at the start these interfering bodies should have been told, in the rudest possible terms, to **go and fly your own kite**. We have kept a straight bat for the last 100 years why should we play poorly now?

Maurice Sawyer

Roy Broadley Kite Workshop

Cliddesden Village Hall, March 5th and 6th 2011

***Please note we only have a few spaces remaining, so 1st come 1st served!!

Roy Broadley of Kites Up will be doing a workshop on the CODY, at the Cliddesden Village Hall, on the above dates. It will be two days-stopping for lunch at the Hall, for a small donation

Places are limited, *** so on a first come first served basis. A deposit is required in advance to ensure we cover costs. You will be provided with a kit to work from, but will need to bring a sewing machine (plus the usual bits and pieces: scissors, pencil, stitch ripper, etc). We won't be far from the Kites Up chapel, so anything forgotten could be within reach!

Given time (and weather!) we hope to fly them later in the day on the Sunday, so please bring flying line (150lb line)

The cost for the workshop is £ 80.00 per head, of which £30 will be required as a deposit. Please note, this is **not** a beginners workshop. (This kite has a 2m wingspan, and framed in Carbon)

.....

Booking form

Cody Kite workshop, March 5th and 6th 2011, at Cliddesden Village Hall.

Total £80.00

Deposit of £30 required to secure place.

NAME:.....

ADDRESS.....

.....

PHONE.....

Please make cheques payable to Kites Up,

and send to:-

The Chapel, Farleigh Road,

Cliddesden,

Basingstoke,

Hants, RG25 2JL.

(01256 812487)

Malmesbury Festival – Celebrating history

A thousand years ago a monk called Eilmer constructed some wings and launched himself from one of Malmesbury Abbey's towers, gliding 200yards. Breaking both his legs on landing didn't put him off planning an improved glider, but the abbot forbade any further attempts at flight. In commemoration of this very early aviation, Malmesbury held a kite festival on 31st July and 1st August. As the festival looked a bit different, we visited it on the Saturday.

The festival had some unusual features: – not a burger bar in sight, just a bar, and an ice-cream tri-cycle, selling real ice cream. There was the White Horse's kids build a kite stand, a charity stand, and the Grumpy Old Gits had a stand selling their T-shirts and other memorabilia. There were also a couple of the smaller kite traders. Sky Bums were selling off some items we had never seen before. They had a couple of boxes full of boomerangs from the collection of the late Tony Slater. My partner rummaged through them and bought several. More on that later. Of the arena displays, we were particularly interested in the featured multi-line flyers, as these weren't the ones usually seen around the South of England, and we had never seen them before. For dual line there was "Sky Symphony" from the Midlands, and for quad-line there was someone from Belgium: "Michel Chantren".

Sky Symphony put on a display that drew gasps from the audience: a quick bit of tricking, followed by pairs and team flying, solo flying two kites at once, and then a finale of team flying 4 sets of 5 stacked kites. No individual part of this was of better quality than that of the specialist acts we usually see (e.g. Airheads, Team Flame, Team Spectrum, Fractured Axel flyers). What made it really special was the way it was all linked together, like a well organised music or fireworks show, with each part lasting just long enough to keep interest but not be boring, and a narrator giving an introduction to the next section. While the ballet routines were done with the kites towards the back of the arena, the trick flying was done on short lines near the audience, so that the view was optimum for both ballet patterns and tricks. Despite all the axels and flick-flacs, the "trick" that drew the most gasps and comments from the audience, was flying down to landing on the wingtips, followed by immediately taking off. – We guess that several of the watchers had tried dual line flying and had trouble in landing and re-launching.

Michel Chantren flew the sharpest quad-line routine we've ever seen. But he wasn't flying a Revolution. He was flying a German kite: the Kamikaze Butterfly, which has a higher aspect ratio (ratio of width to height) and a different frame with 2 uprights per wing that seems to give a tighter sail with similar lift to the Rev's single upright spar triangular wings. So there is still room for innovation in 4-line designs.

Later.....

We made our way to our friends' home and after tea my partner went outside with their son to try the boomerangs. Tony Slater's hand built models certainly fly true and quickly, as the boy found out.... Appearing at the patio door with a wodge of paper towelling held at his bleeding nose he stammered...My boomerang, it came back.

Fortunately our friends could see the funny side of things:

My boomerang came back.

My boomerang came back.

I was throwing it all over the place.

Then it came back and hit me right in the face.

There's a scar on my cheek and my nose is paste.

My boomerang came back.

(With apologies to Charlie Drake.)

In memory of Eilmer of Malmesbury, we are forbidden from flying boomerangs ever again.
Debbie Wheeler

Dear “Electric Arthur”,

Dear “Electric Arthur”
We all know the drill
‘Its not the best job in the world
The Cow Pat mag. to fill.

A few words of wisdom
A few words of drivell
Don’t care what it is
I know you will not quibble.

Tell how your granny is
Or how’s your pussy cat
Has any one seen the B.O.F. lately?
And any other chat.

How your kites are flying
What you have lately made
Any other info
Arthur will gladly take.

So come boys and girls
Help our Arthur out
Or the Cowpat Hill
Will be filled with NOWT

–oo00oo–

P.S.

To the committee boys and girls
You have kept the club afloat
So thanks to our officers
With a big unanimous vote.

Ron Dell November 2010

Puzzle Corner (19)



1. The eldest son is four years older than the second son.
The second son is four years older than the youngest son.
The youngest son is exactly half the age of the eldest.
How old are they?
2. Two candles are the same length. Both are lit at the same time.
The first candle has a six hour burn time.
The second candle has a three hour burn time.
How long before the first candle is twice as long as the second candle?
3. A farmer sold chickens to four people. Each customer bought half of the remaining chickens, plus a half chicken.
The farmer sold all of his chickens at market that day. How many chickens did he sell?

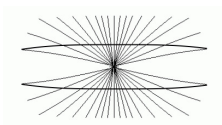
Answers to john@johnbrowning.net.

Avid Puzzlers will be pleased to hear that all entries will be considered for a £1,000 prize.

Puzzle Corner (18) Answers



1. Are the horizontal lines straight ?



(The old ones are the best)

2. Five pieces of coal, a carrot and a scarf are lying on the lawn. Nobody put them on the lawn. How did they get there ?
3. If all the arctic ice melts, will we see a rise in sea level ?
4. **DEVIOUS x 8 =FIENDISH** What are the digits ?

Answers:

1. The old familiar puzzle has straight horizontal lines. This one actually has curved lines !
2. Children had made a snowman on the lawn.
3. No, because the floating ice displaces its own weight of water.
4. **6713298 x 8 = 53706384**

Basingstoke Kite Festival

4th & 5th June 2011

**At Down Grange Sports Complex, Pack Lane, Basingstoke.
From 10am to 5 pm (both days)**

Come along and help us to celebrate our 19th Festival and join in the fun!

Guests will be from Home and abroad and as well as things going on in the display arena, there will be the usual array of activities, along with various Kite & Food traders

A raffle is held over the weekend with lots of donated kite related prizes, so Kite traders please take note!

On Saturday evening we will have our usual Social Get Together in the marquee, and all are welcome. (There is a small fee if you would like to join in with the Buffet, well worth it!)

Camping is available on the Friday and Saturday evenings @ £5 for the weekend (payable on the weekend) and there are showers and toilet facilities on site.

Come along and join in, and we look forward to seeing you there!!!

Contact: Alan Cosgrove (Main festival Organiser)

01256 421800

Roy Broadley (Kites Up)

01256 812487

Kite Bag by Stuart Lafferty

In my kite bag this month is a new kite from Martin Lester. Charlie Peace and I met Martin and Bella flying his new design at the Bristol International Kite Festival. Martin explained that he'd been developing spinners like those made by Robert Brassington, but with two flutes instead of three. Then he'd removed the central spine and tried to make the helical shape using only spar tension and the bias of the material. The kite was an unintended consequence and arrived as a surprise!

Martin told us that the shape is apparently a hyperbolic paraboloid – at least George Webster had described it this way, when claiming the shape of the kite came from asia centuries ago. This isn't quite right because a hyperbolic paraboloid (saddle shape) is an infinite 3d surface and the kite is more correctly a hypar as it is only part of a saddle shape. I wasn't bothered, though, I just wanted the kite, and here's why: it looks like a smile. Bella called it the Cheshire Cat – she's right. To see it go to <http://www.kitestore.co.uk/single-line/large-kites/martin-lester-kites/martin-lester-hypar-p-2045.html>

The kite is a stable flier with a high angle of flight. As the wind rises it sheds the excess by flexing like a yakko. Great minimalist design! How many times have you heard that a kite is designed to be seen by the kiteflyer? Remember to look up sometimes and smile at your kite, well this one smiles back at you. Better than that, it brings a wonderful feeling of inner calm. The only other kite that brings that feeling is Karl Longbottom's Peace Doves - but that's a different kite bag.

Polly's Pantry

Pumpkin soup for Thanksgiving. Works just as well on other days particularly if you have got cold flying at Barbury. From Bruce Linder via Lindsey Johnson.

1 large onion, sliced

60gm. Butter

1/2 teaspoon curry powder

450gm. canned pumpkin (Substitute butternut or other squash boiled and mashed)

1½ teaspoons salt

500ml. double cream

600ml. chicken stock

Melt the butter in a large pot, and sauté the onion till golden. Sprinkle with curry and sauté a little longer.

Put the curried onions, the pumpkin and the salt in a food processor, and process till smooth. Add the heavy cream, and process till just combined.

Transfer back to the pot, add the chicken stock, and slowly heat till steaming hot. Garnish each dish with sour cream, dust with cinnamon and add a swirl of brandy. Serve with warm crusty bread in front of a roaring log fire.

.....

Robinson's Ramble

Well where did this year go? October was the fastest month I can remember! The one good thing about the month was the Paul & Helene Morgan workshop, this was the first workshop at St. Josephs Community College, this facility was made available by club member, Helen Peace. Helen is also Chairman of the Avon Kite Group; luckily for us she is the Business manager of the College. Thank you again Helen, it's a wonderful facility! The kite that Paul & Helene taught was the 3-Do, one of their own designs. What a great design it is, it lends itself to multiple colour combinations, with the centre being a square; it is a great base for appliqué. If you go the club website you will be able to look at pictures of all of the kites that were made. Thanks again to Paul & Helene for a great workshop.

After a recent committee meeting at a pub which is about 500m from where we live, I left the rest of the committee to go to Barbury Castle to fly kites, and I changed into a Father Christmas suit. This came about when the manager of the pub said they were struggling to find someone to become Santa over two weekends prior to Christmas Janet said yes straight away, so I told the manager I didn't have a choice, Janet had decided. It's being done to raise money for a local child who can't walk; his parents want to take him to a specialist in the USA for an operation, so it is an excellent cause. At this committee meeting Arthur wanted to send best wishes and a speedy recovery, to Ron Miller, the club's USA Rep., Ron had a triple heart bypass in early December, He told me after the operation that it felt like being hit by a truck!

If you were at the club AGM you will know that Pete Dawson gave notice that this will be his last year on the committee, this means we will be looking to replace him at the 2011 AGM. If you would like to help run the club please let me know, or let any of the committee members know. A strange thing happened at the AGM, we raised £260 with the raffle, when Janet paid the bill for the hire of the hall and the food that came to £260; this is the first time that we have covered the bill completely with the raffle funds. I think we will need to start a fund to buy Arthur a belt, considering what happened when he stood up to talk at the meeting.

As I'm sat here writing this ramble (18/12/10), outside It's the heaviest snowfall of the year, here in Swindon we have had 4/5 inches so far and it's still snowing! I have to get out tomorrow to do my Santa act, lets hope Rudolph can get me and Janet the 500m up the road to the pub.

When you read this Christmas and New Years Eve will have come and gone, here is a belated seasons greetings to you and yours, and a very Happy New Year!

David Robinson

Minutes of the, WHKF 2010 AGM

The Club Chairman, Arthur Dibble opened the meeting at 12.30 pm, by reading out the following Presidents Address, from Neil who was absent due to a family commitment.

1) Welcome to Members from the President:

Mister Chairman, Ladies & Gentlemen I am sorry that I am not giving this to you in person, but a family commitment has clashed and this is a connection that goes back all my life and I mean all my life. They have known me since I was born and I can remember them as soon as you start remembering things. So I am very sorry that this occasion takes President. Excuse the pun.

I hope that you have a good AGM with plenty of ideas coming from the floor. Also listen to the committee to their proposals for the healthy and safe running of the Club. As a Club we must keep moving forward and to this aim we must encourage new members and some of the older members to do more so that we can keep the Club flag flying around the Country.

So off you go to having a brilliant and lively AGM.

Neil.

2) Apologies: Neil Harvey, Doug Manners, Dave Thompson, Sally Meadows, Roy & Marilyn Martin, Andrew Rummung, Carolyn & Jerry Swift, Brian Smith, Jan Poulter, Ron & Marla Miller, Phil & Paul Parsons, Donald & Sarah Capewell, Sue Rogero, Phil Baggett, & Dave Cross.

3) Minutes of 2009 meeting: The minutes were agreed to be true & accurate report of last years meeting, Proposed by Don Baggett, Seconded by Simon Hennessy.

4) No matters arising from the 2009 minutes.

5) Chairman's report: (Added here verbatim from Arthur's own notes)

Mr President ladies and gentlemen; thanks for coming to this, the 20th AGM of the White Horse Kite Flyers. Believe it or not this is the seventh one of my reports that you have all had to suffer. Many of you have sat through them all and that is what I call dedication above and beyond the call of duty so as a reward I will try and keep this as short as possible.

As I said last year and The President re-iterated in his latest Sky Chat, we are all getting older and there seems to be a distinct lack of younger people coming in to the club and hobby in general. Those of us on the committee are finding the ever-increasing requirements for insurance and health and safety are taking more and more time to run something that should be as simple as a kite club. The majority of the committee members are those who were there at our first meeting and before. We are not going to be able to go on for ever so if the club is to survive we need some younger blood to come in and see how the club is run and be ready to take over when the need arises. So any thing you can do to involve new members would be appreciated.

The last twelve months has had the usual round of festivals with their associated mixed bag of weather and White Horse has been well represented at many events with a very large contingent going to Dieppe and putting on a good display. For me the enduring picture will be the Portsmouth Dinosaur with the green-eyed rev on his nose. Sadly due to a fire, caused by an electrical fault, he is no longer.

The public, due to the location and poor weather, poorly attended our festival at Brinkworth, so we are changing the location in 2011 and if any one can do anything about the weather we would be grateful. There will be more about this under a later agenda item.

The losses from this event are recouped by the sled workshops and kits. We are grateful to the people who do these and it has been good to have a few new faces helping at these over recent years but it is still a very small group. Please come and join us at any event to see how we make the sleds and then you can run them for our own local events.

During the year we have moved our storage facility to a new location on the farm and it gives us a lot more space in a more solid building. Any one wanting to access this facility should contact a committee member.

We have been fortunate to obtain from the AKA a set of 16 kite posters from the Smithsonian Institute in full size (about A0). These are normally only available in something like A3. We have got these laminated and mounted on plastic backing sheet and made a transport box to protect them. They will be a great addition to any display or workshop we do.

Turning to our kite making workshops we are finding that with the current financial climate and the fact that other clubs are also putting them on that attendance has dropped. We did not hold the spring event this year but did get Paul and Helene to change to the autumn one when a very successful event took place in a fantastic new location. Next year we will probably hold only the one workshop and are looking at possible teachers. Please keep your eyes on the magazine and forum for details.

Issues of "Health and Safety" continue to plague us and make life more difficult to enjoy our hobby but the current government have said they are going to try and do something about this, I am not holding my breath.

The same goes for our insurers and this will be discuss at a later agenda item.

As ever I must now thank all those who have supported The Club and me over the past year, the officers; David as Secretary (who does most of the work); Janet as treasurer keeping us solvent; Don as my vice-chairman who not only helps share the load at events but also sorts out all the workshop kits, and all the other members of the committee for their help.

Finally thank you all for your forbearance. It's your fault we are here because without members there would be no club and no need for a committee and you wouldn't have to put up with this each year.

- 6) Honorary Secretary's Report: David opened his report to say that this was his 20th Hon. Secretary's report. He said that the recent club workshop by Paul & Helene Morgan was a great success, the kite that they taught was a very adaptable design which gave the participants plenty of opportunity to create their own art-work on it, thus making each kite unique. He thanked Helen Peace for making St Josephs College available at a cut down price, it was also the best food provided at any of the club workshops. David had invited a friend who is the Head Chef at a local hotel, to cook the food on the Sunday. He thanked all of the members present for attending this years AGM, and for supporting the club, he also gave a very special thanks to Stuart Lafferty for taking the minutes.
- 7) Honorary Treasurers Report: David gave the report for Janet. David explained that this was an "income & expenditure report" rather than a "profit & loss account". He told the group that Arthur had asked him to ask the Accountant why there wasn't a more detailed analysis

The club accountant had explained that this was due to the club being a "not for profit organisation", so they were a simple set of accounts, the accountant puts all of the club income under "Subscriptions etc." David told the group that he had had a conversation with the accountant and she will list the accounts in more detail next year, however due to this her fee for the accounts will cost the club more. He also told the group that the accountant had said the club accounts were OK, she said we are losing a bit and earning a bit, which is what we should be doing, considering that we are a "not for profit club"

The accounts were proposed as a true record by Doug Jones and seconded by Pete Dawson.

8) Cowpat Hill Editors report: (Verbatim from Arthur's own notes)

You will have heard this before! Having taken over the magazine just over two years ago I have managed to produce nine issues. Every one has been a struggle to fill the pages. There are a few people on whom I can rely and we all know who these people are. My thanks to all of them, but even here some keep me waiting until the last minute or even later. There are some others who send me articles for the next two issues, oh how I wish there were more like you.

The dead line date I set is supposed to give me time to get the articles in, set them to the page size, margins, fonts, etc. to give some sort of uniformity and then arrange them so as to fill the

pages sensibly, then having done that to send the whole thing off for printing. At least this is what I understood I was supposed to be doing.

Neil usually does our printing for us and we are very grateful for this but as I said in my Chairman's report we are all getting older and having more to do so I like to give Neil as much time as possible in which to get the printing done. He then has to collate and staple them in time for our Barbury meeting. If I don't get copy until the last minute it cuts down the time I have to put things together and for Neil to produce the magazine.

Our biggest question is, does anybody read what we write? We are now on puzzle corner 18 and I know the total number of replies John has had to these! If you want to go on receiving Cowpat some of you are going to have to start putting pen to paper as I am sure that the other regular contributors are running out of ideas in the same way that I am. If you are concerned about anything you write as to whether it is correct or suitable just mention it when you send it and the current editor at the time will be happy to advise. If you fancy a go at editing please step forward at any time. You are not committed to being on the committee but can be if you want to. Details of deadlines for the next issues can now be found on the forum.

This brings me to the next subject of the web site. After successfully transferring the ownership of the club domain to the club and the web host to one we know without any disruption to service we had the problems when both the main and standby servers failed with in a week of each other. Every thing has been back up running for some time now and my son who owns the web server we use is in the process of upgrading his server with current technology back up, so hopefully there will be no further problems.

It is always pleasing when you log in to the forum to see that some one else is logged in and this can be a very good way of spreading information so please make the most of it. The Friday night chat room is still available if you want to use it and it doesn't have to be only Friday night.

9) Ron Miller, USA Rep's Report: David read the report.

Dear members,

I wish I could be there to give this report in person but this year it did not workout. Instead I sent my trusted secretary, Marla, to handle things in my absence. If she is not in the room, just keep watching the door.

David explained to the group that this message had sent Janet and him into a panic, we didn't know when Marla was arriving, so the next evening he had to Skype Marla to ask her when she was arriving, only to be told by Marla she knew nothing about it, she phoned Ron whilst we were still on Skype, only to be told by Ron that David should have scrolled down the page to read the rest of the message "Only Joking".

10)At this point of the meeting Arthur said it would be a good time to present the Ron Gunter cup for member of the year. This year's recipient is Marla Miller; she wasn't able to be at the meeting so Janet received the Trophy on her behalf.

11)Nominations were requested for Club Officers:

Chairman, Arthur Dibble
Secretary, David Robinson
Vice-Chairman, Don Baggett
Treasurer, Janet Robinson

All four were voted through un-opposed

Pete Dawson said he was prepared to stand down from the committee; if someone wanted to take his place, no one came forward. So the committee was voted through un-opposed.

The Committee:

Doug Jones, Dave Thompson, Martin Croxton, Pete Dawson & Phil Scarfe.

12) WHKF Festival 2011.

Arthur informed the group that the Committee had made a decision that the club couldn't continue the Festival at Brinkworth, he said that it was a lovely site, however over the two years of holding the event there we had failed to attract the public, he thought the reason being, that it was too far from Swindon. He informed the group that the club had been approached by Swindon Council to see if we would take the festival back to Lydiard Park, he said he had a meeting with the management of the park to see what they had to offer, he said he told the management that before the meeting commenced that unless we could arrange camping onsite, the event was a non starter, they said that they would arrange something with the farmer opposite, perhaps using the field adjacent to the events field. At a second meeting he told them that we knew the Ruming family well, and their son Andrew was a member of the club. He told them that Francis Ruming was not happy about us using the adjacent field because at the time of the festival there would be a crop of silage on it. He said that due to this the management of the park agreed to a limited amount of camping onsite. The site would be limited to a maximum of 50 places, that would be a mixture of Tents, Caravans & Camper Vans, Said the places would only be available by pre-booking, there would be no exceptions to this, so if any member turns up at the event without a camping place pre-booked they would be turned away. He said the fees for these places would be announced on the club website, the booking forms would also be on the website. Booking will be on a first come first served basis. Arthur explained that the park management had imposed all of these restrictions; he said that their concerns were that they had to do this to keep out boy racers and travellers.

He also told the meeting of another restriction, there will be no open fires, barbeques are banned on the site, so much so that if one is lit they will come and put it out. They did offer an official barbeque that is sited across the park; this can be hired at £40 for an evening. Arthur told the group that he had been sent a 127-page booklet about fire risks.

Arthur told the group that we plan to hold a Morgan Delta Mega-fly; he also said that the campsite would have toilets and an Elsan point. The normal honesty bar with some beer barrels will be in the flyers tent. There would be 2 arenas 1 for display, & 1 for single line, with extended times for multi-line in the display area.

Phil Scarfe asked Arthur what happened about Arthurs meeting at the Science Museum, Wroughton. Arthur said that Jerry Swift knew someone at the Science Museum in London, Jerry arranged a meeting with Mat Moore the events manager at Wroughton. Arthur informed the group that Matt had offered the site for a £2000 bond + they would charge for parking to try to raise another £3000, if they exceeded this amount they would pay the club the excess, however if they didn't the club would have to pay the difference. Arthur pointed out that this was only for two days for the outside site, it would be another £5000 for opening the hangars, plus more for toilets, the Friday set-up day and more if we needed the Monday to clear the site, Arthur said if we had accepted the whole package it would have cost £28.000.

At this point Lunch was taken between 13.30-14.30

13) Events: No discussion took place but some members gave some dates for future events. Phil Scarfe said the BKFA AGM would be held 28/11/10 at Doug Irvine's house, the Hay Barn & Byre, Bicester. Arthur informed the group that although the name sounds that this is a pub, it isn't.

Brighton Festival is likely to be the second bank holiday in May. Bristol should be the first weekend in September.

14) Liability Insurance: Dave Robinson led a discussion on the club insurance, the policy was now charged per head, which had increased costs by 50%! So the committee had decided to work out the fee per person, which worked out to be £5 per head. Non-flyers didn't have to pay this fee; they could be members with no card. John Browning asked if we had ever had a claim against the club, David said that a few years ago a non-registered flyer had attended Wroughton, one of his kites broke free, it eventually landed about a mile away, with the line stretched across the road, a car had driven into the line and snapped off its mirror, the driver came to the festival to complain, David asked them what they wanted to do about claiming, the driver said he wanted his car mirror to be replaced, David told him to get it repaired and send the bill to the club. The bill was for £85, which the club settled without bothering the insurers. John then questioned whether the club needed liability insurance, David & Arthur pointed out that the club couldn't exist without it. David told the group that the club liability insurance is £10,000,000, the cost for this is £725, (this fee also covers the officers of the club against being personally sued.) plus, an additional fee estimated at £250 for public liability for the festival. Simon Hennessey said that Brighton Pay £1150, this fee covers their Festival, Trailer, Kites and all other club bits.

David also said the club now offer Personal Liability insurance for those occasions when members are not flying on club business, this covered members Worldwide! The £9 fee, that includes parachuting fauna, is renewable in June so that it doesn't clash and make an extra expense at the club annual AGM, when the club membership is renewed. David said that there was a disappointing response for this extra cover that took a lot of time to arrange; he said the response was so poor that we struggled to raise the minimum fee of £260.

15) Fees for 2011:

The committee felt that the club fees should not increase for 2011, as they had been given a mandate a few years back, to enable them to increase fees if the club insurance rises, other club costs remained static.

16) Projects for 2011:

The idea was to do one workshop and one club project a year, rather than two workshops per year. Arthur proposed that the club members come together over a weekend to make a club "Wind-Bow"; he suggested this in place of the usual spring workshop. Joyce Davis said she would like the club to provide the members with a design for a "Club Banner"; she said that this banner could be made individually by members but could also add to a display at the club festival or any event where there are WHKF members present.

. Stuart Lafferty offered the AKF wind-bow to help the club work out design details for a workshop project, Dave Robinson said that if we get a suitable design for a club banner agreed by the committee, it might be possible for members who would like to make a banner, to do so at the same workshop. Arthur asked members to submit banner designs to the committee; John Browning said he would submit a design. Stuart Lafferty suggested any designs that get approved; should be made in a soft cloth such as taffeta, he said rip-stop is very noisy when there are lots of banners together. Simon Hennessey also warned club members that if the club does build lots of banners or pennants, it takes a long time to put them out and likewise to dismantle them all. Karl Longbottom said that if the project goes ahead he was prepared to offer the club some banner poles at trade price.

17) AOB:

Sarah Longbottom said that the Ahmadabad organisers were looking for two or more flyers to attend next year's festival; they were offering one flight and accommodation, so if two people want to go they could split the price between them. If you go you must be there from 8th January 2011, the main day is 14th; they stipulate that you *MUST* fly kites if you attend. Paul Chapman said that if you haven't been before, he was going and was prepared to be a travelling companion, he also said that you will need to apply for a visa which costs £39, this takes about ten days to arrive.

Dave Robinson raised the subject of WHKF becoming a charity; this would save the club the VAT on purchases and when it hires toilets and marquees for the festival. Janet Johnson said that she is a member of another club that is a charity; she said that the charity commissioners had had imposed a lot more work onto the committee so they had decided to withdraw, she said her advice to the WHKF committee; was don't do it!

Helen Peace explained how an unincorporated association would work. Most small clubs did this but all members then liable for any debts - or the Committee. Liabilities could be limited as a Charity under the new CASC rules. To qualify must be a sport requiring physical exertion and open to the public to join. Plusses - Rates 80% relieved and all fundraising 28.1% returned, assets tax relieved on disposals. Negatives - Have to do audited accounts by a Charity Qualified Accountant with much more paperwork than at present. A mutual society has to be registered and has limited liability and audited accounts to Financial Services Authority. Note all assets become the property of the Charity Commission if the society closes down. Simon Hennessey proposed a mandate for the committee to pursue becoming a charity as they saw fit; June Johnson seconded this. (However the mandate was a bit pointless, as an EGM would be needed to seek members' agreement to the necessary changes in the club Constitution.) From the floor, AKF members explained that they had twice pursued the idea of becoming a charity but had not gone beyond initial application stage because of the additional burden on the Treasurer and because the concept of the club's kites being owned by the Charity Commission if the club folded was contrary to the AKF Constitution, which members had not wanted to change.

Thanks from Ron Shell for the two Gloucester kite days and the professional approach to kite flying. Also for the new kite resource section of the website. Liz Hodge sends congratulations on behalf Gloucester County Commissioner.

Honorariums were proposed by June Johnson and seconded by Simon Hennessey; the proposal was accepted. Those receiving the honorariums of £50 each, are; Neil Harvey, Don Baggett & Janet Robinson.

The meeting was closed by Arthur Dibble; with the following message from Neil Harvey.

The Presidents closing speech: Well thank you for attending today and come to agreement on proposals put forward. I hope that you have done well in the raffle and thank you for bringing donations and again dipping your hands into your pockets.

It just leaves me to close the meeting and wishing you all, A Happy Christmas and New Year and a safe journey home.

As a Club reach for the heaven in 2011.

Neil.

NORTH HANTS KITER'S JOLLY UP 8-April 16/17th 2011

Please note this is NOT the weekend before Weymouth, as that will be Easter.

Where has the time gone! Come and join us for another FUN Weekend of Kite Flying for Kite Fliers!

The site is located in the village of Cliddesden, just south of Basingstoke (not far from J6 of the M3).

On site camping is available from Friday evening onwards (£7 per tent/camper for the weekend).

The Saturday evening BBQ worked well again, so we will doing the same format. (£6.50 and bring your plate and cutlery please!)

We can do Jacket Potatoes for those interested on the Friday evening, and Bacon rolls available both mornings.

The Auction will once again be held on the Saturday evening, and any donations gratefully received before or on the week-end.

We hope to run the Beer Lift again as it proved to be popular, same rules as before.

We hope to add one more Competition idea, all to be revealed on the weekend!

Roy's Refreshment Tent will be open for Business, normal rules apply..

For further info, please either contact:

Roy on 07778 352825

Colin on 07770 338419

Or e-mail roy@kitesup.co.uk

You can pre-order your tee-shirt / poloshirt, just email if interested in doing so.

(The dates for this same event taking place later this year again are Aug 6 / 7th 2011)

Please Note: this is NOT a Buggy/Boarding weekend, thank-you.

SLED COMPETITION

A few years ago at Portsmouth Festival, they held a sled altitude sprint. I was rubbish, but thoroughly enjoyed the making and participation. Roy Broadley has kindly allowed me to run a SLED competition at Jolly Up 8 on 16 & 17 April 2011. I would like it to be a way of getting back to kite basics, designing (if you can), making and flying, but most of all, having FUN! Naturally, being a competition, there have to be rules, but like the kites, I have kept them as simple as I can. You will find them at:-

www.roy-martin.co.uk/SLED

Queries about these rules, or any discussion about the competition, should NOT be directed to Roy or Hayley at Kites Up. There is a forum thread at :-

<http://www.kiteweekenders.proboards.com/index.cgi?action=display&board=kc&thread=573&page=1>

and that is the ONLY place for such things, so that everyone has the same opportunity to see them.

The rules MIGHT be amended in the light of anything said on that forum, but if they are, I will post a note of the change there.

I look forward to seeing your creations!

Roy Martin

NOTE. This article is available on the forum so that you can click on the links.

Club Merchandise

All items can now be viewed on the club web site. Prices do not include post and packing. Please contact us for these costs. Cheques should be made payable to WHKF.

T SHIRT S-XL	£9	SWEATSHIRT XS-XL	£16.60
T SHIRT 2XL-3XL	£9.50	SWEATSHIRT 2-4XL	£18.20
POLO XS-XL	£14	10 th FESTIVAL XS-XL	£25
POLO 2-4XL	£15		
		RELAX STICKER	£1.00
		PINS, PATCHES, MUGS, COASTERS. FEATHERS	SEE WEB PAGES
CAP STANDARD	£7.50		

WHITE HORSE KITE FLYERS CODE OF PRACTICE

Always fly safely.

Always be considerate to others using the same area be it noise or physical intrusion into their space.

Always fly legally taking in to account all national, local and CAA restrictions and by-laws.

Never fly at a height of more than 60m above ground level, in the UK unless a CAA clearance is in force (as at kite festivals). If you don't know what the clearance is ASK!

Never fly a kite in wet or stormy weather. Always try and keep your line dry.

Never fly a kite near power lines, transmission towers or aerials.

Never fly near Motorways, roads, car parks or railways.

Never fly near airfields.

Never fly a kite with anything metallic in the line.

When tethering a kite ensure that the ground anchor is suitable (see BKFA report 6 June 06).

When flying large kites always use a brake line.

Always wear good quality gloves when flying large powerful kites.

Always give priority to domestic animals particularly if they are showing signs of distress.

Always clear up after yourself, especially lines, tails and bits of plastic that could trap, choke or injure domestic or wild animals. If you see dangerous rubbish left by others clear it up or report it.

Never fly near those kite-eating trees.

NOTE: The use of traction kiting at Barbury Castle is forbidden by law.

Finally remember.....your kites can get really quite lonely up high in the sky; just occasionally, look up and give them a SMILE. It will make you feel better too.

WHITE HORSE KITE FLYERS meet at Barbury Castle Country Park on the second Sunday of each month.

Your local contacts are: -

Neil Harvey +44(0)1285 740295

Arthur Dibble +44(0)1635 865976

Dave Robinson +44(0)1793 824208

This issue edited by Arthur Dibble

(Contributors this issue:-Neil Harvey, Dave Robinson, Di Baggett, Andrew Rumming, Maurice Sawyer, Roy Martin, Stuart Lafferty, Kites-Up, John Browning, Ron Dell, Debbie Wheeler, Chris Mabon)

Please send articles to cowpat.ed@whkf.org.uk

Subscription AGM to AGM: £14 (including 4 issues of COWPAT HILL and kite flying insurance at Club approved events) additional family members £5.

COWPAT HILL is the journal of The White Horse Kite Flyers and whilst every care is taken when compiling it, The Club and it's officers cannot accept responsibility for any omissions or errors that may occur. Any information printed are the views of the individual submitting them and not necessarily those of The White Horse Kite Flyers Club, its committee or its members.