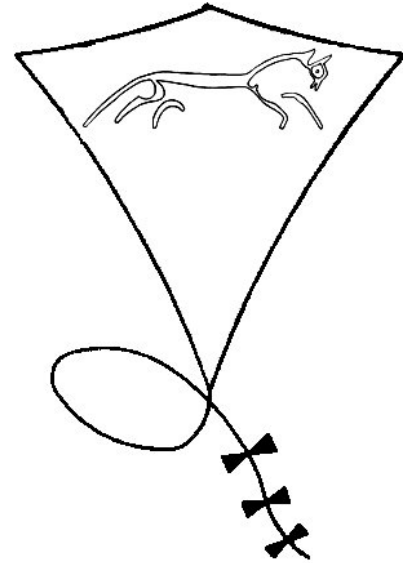


Cowpat Hill

Journal of
The White Horse Kite Flyers
Issue: Winter 2009
January --- March



FESTIVAL 2009

Please note that our festival will not be held at Lydiard or Wroughton this year. The reasons for this can be found in the Robinson's Ramble article in this issue.

How ever the committee have decided that no matter what happens we will hold an event on the weekend of 9/10th May 2009. We have had an unbroken run of 18 years and even Foot & Mouth did not stop us, so there is no way we are going to let the BBC defeat us.

Please make sure other kiterers are aware of this and keep up to date on the web pages. The next issue of this magazine is due out in April so does not give a lot of time to let every one know. If there are any developments we will circulate details to all members by snail mail.

The event may have to be on a reduced scale but this will depend on the site.

WHITE HORSE KITE FLYERS

PO BOX 585

SWINDON

SN3 4YR

www.whkf.org.uk

info@whkf.org.uk

DIARY DATES 2009

W = Workshop, D = Display, T = Teddy bears

January

11th Barbury Castle

February

8th Barbury Castle

Spring Workshop

March

8th Barbury Castle

26-29 Fort Worden

April

12th Barbury Castle

25/26th North Hampshire Kilters Jolly-Up 4

May

3/4/5th Weymouth

17th Rockingham

9/10th Swindon

29-31 Exmouth

June

6/7th Basingstoke Kite Festival

14th Barbury Castle

13/14th Blackheath

July

12th Barbury Castle

18/19th Berrington Hall

26/27th Golden Valley

IF YOU HAVE ANY DATES PLEASE LET US KNOW SO THAT THEY CAN BE ADDED TO
THIS LIST

DEAD-LINE FOR NEXT ISSUE 22 nd March 2009
--

From the new editor

I have volunteered to take over this post for several reasons. Mainly that the emails come through my computer any way as I have a powerful spam filter and some things that were getting sent to us started to get a little unpleasant. Secondly as the articles come this way they are already on my computer it doesn't take long to put them together and since retiring I spend most of my time in front of the machine. Finally I seem to write a lot of the rubbish that gets published so why pass these around the world.

I will still write bits when I think of them but do not want to have to fill any more space. I am grateful to our regular contributors for "Sky Chat", "Robinson's Ramble" and "Puzzle Page" and do not intend to print any more pleas for articles. It was nice to see articles from two new contributors in the last issue, let's hope they are the start of things to come. Our recipes seem to have dried up and we have never had any good kite jokes. We have been promised some more of the fabulous Nog cartoons and here for my first issue is the one I won at the Festival raffle.



A BIG THANK YOU.

Tracey took over as editor of "Cowpat Hill" from the winter issue of 2001 and has edited every issue except two since then. It has been a thankless task trying to get articles from all but the few regular contributors. At the AGM in 2007 Tracey announced that she would be resigning from the post from that date.

I would like to take this opportunity to thank Tracey for all the work she has put in to the job. This magazine is an integral part of this club as it keeps all our members in touch with what is going on not only in our club, but also in the kiting fraternity in general.

Editing the magazine is not the only contribution that Tracey makes to the club, she has also arranged most of the catering at our workshops and we hope she will not resign from this! Recently we have even been getting puddings to complete the meals and these have been appreciated by every one, as can be seen from a number of waist lines.

Di's Gingerbread.

A good winter warmer after a cold day at Barbury

1 x 7inch square cake tin
3oz margarine
2oz golden syrup
3oz black treacle
2oz sugar
7oz flour
1tsp cinnamon, m spice + ginger
1 egg

Soften butter in mixing bowl, add syrup, sugar, bl treacle and spices. Then add flour and egg. Put into greased & lined tin. Bake on gas 4/5 for about 45 mins but keep checking after 30 mins.

We all love this recipe, especially Phil, we have it with cream, ice cream or custard. (Note from the Ed. I use a similar recipe but add some desiccated coconut and then soak it with rum. Call it Jamaican pudding)

Puzzle Corner (11)



1. Arthur buys a round: One Amersham Ale, three Burton Beers and seven packets of crisps. £23.

David buys a round: One Amersham Ale, four Burton Beers and ten packets of crisps. £29.

John buys a round: One Amersham Ale, one Burton Beer and one packet of crisps. How much ?

2. I drove at 90mph to the kite festival. After having a lovely time, I drove back home by the same route but this time at only 30mph. What was my average driving speed ?

3. How many sticks do I need to build four deltas, a Rokaku, twelve Indian Fighters and a couple of Tri-Ds ?

Thought : There are about as many people in England as there are acres. If these acres were shared out equally, could you live off your one acre ?

Answers to:- john@johnbrowning.net.

Any comments about Puzzle Corner ?

Basingstoke Kite Festival

6th & 7th June 2009

**At Down Grange Sports Complex, Pack Lane, Basingstoke.
From 10am to 5 pm (both days)**

Come along and help us to celebrate our 17th Festival and join in the fun!

The theme for the weekend is to still be decided. As in previous years, a prize will be awarded for the best themed kite, so soon you can get carried away with your imagination!

Guests will be from Home and abroad and as well as things going on in the display arena, there will be the usual array of activities, along with various Kite & Food traders.

A raffle is held over the weekend with lots of donated kite related prizes, so Kite traders please take note!

On Saturday evening we will have our usual Social Get Together in the marquee, and all are welcome. (There is a small fee if you would like to join in with the Buffet, well worth it!)

Camping is available on the Friday and Saturday evenings @ £5 for the weekend (payable on the weekend) and there are showers and toilet facilities on site.

Come along and join in, and we look forward to seeing you there!!!

Contact:

Alan Cosgrove (Main festival Organiser)	01256 421800
Roy Broadley (Kites Up)	01256 812487

Koinobori

Probably the most popular display put on by WHKF is the Koi Carp. These are Japanese and traditionally flown on Tango no Sekku, Boy's Day 5th May. In the late 1940s this was expanded to include Hinamatsui, girls day and became known as Kadomo no hi, or Children's day.

The carp symbolise the male members of the family, as koi are very strong and swim courageously against the current often leaping out of the water. They therefore become a metaphor for hopes of the children's parents.

They are usually flown on long poles outside houses; the top one that is always black represents the male head of the family and the second being red and slightly shorter representing the eldest son. Successively smaller koi represent the other sons.

Please note that while we fly seven of them this does not represent any significant family in WHKF.

Skychat.

Well after a good attended A.G.M. we can now look forward to 2009. The **BIG** bombshell was Swindon Council's news that we could not hold our Festival on the date we had already **BOOKED**. Poor Dave has been trying very hard to sort something out to our advantage, if he had any hair it would have turned white not grey with worry. Still we will get by some how.

I must thank you all for supporting the Raffle to the degree that you do. First you bring along wonderful prizes and then open your wallets or purses so that we can prise more money out. Thank you all again.

As I asked at the AGM, if anybody is asked or knows about a Show or Village Fete where we could put on a display or do a workshop, please let the committee know. These type of events may not attract large crowds, but could supply us with some bread & butter into the funds and bring some new members. I think that some of the large Events, especially Council run ones will curtailed by the present financial crisis is about. As seen last year with Cleethorpes not being held left a hole in our budget.

As with regards to our Master Class Workshops, it is good to see them well supported and I hope that they may long to continue. Again we have to thank David for his hard work in obtaining such good teachers.

Now coming back to me and my health, thank you for your best wishes and cards etc. that I have received from you. I had my operation on the 20th of November and was back home by the 24th to get under Sue's feet. I am more mobile than I thought I would be but still have to take it steady and no driving until the New Year. Hopefully in the spring in again for the next one to be done.

To those that are interested, during my safari into Cheltenham General Hospital I found several new species of barking spiders, plus a new genus of frit fly. I have named them "The Raspberry Frit Fly", these are particularly viscous little beasts, but I could only find the females on this expedition.

Finally may I wish you a Happy Christmas and Hopefully a Prosperous New Year.
Neil

Farewell to an old friend.

In the early days of WHKF the club merchandise was much more restricted than it is today. Originally we only had the caps and shirts. In those days the logo could not be embroidered on as we see today but printed and to get this on a cap a small square badge had to be made that was then sewn on. The caps were very good quality and lined with foam for added comfort.

I purchased one of these and as the years went by have added the club pins to it. I have worn this at our events ever since but recently I found that I ended up with little bits of foam in my thinning hair and was concerned that the extra brushing would soon leave the hair thinner than the foam.

It was with great sadness and many fond memories that I have finally got one of the new embroidered caps, transferred the pins and consigned the old one to that great dustbin in the sky. Let us see how long the new one lasts.

Arthur

KITE AERIAL PHOTOGRAPHY

I have written this article in the hope of stimulating some interest in one of the areas of our diverse hobby and inspire some more articles for this magazine. This has succeeded before publication of this issue with one from JB ready for the next issue. My target for this project was to produce reasonable quality pictures for an expenditure of less than £50. I went just over this by using toys that would otherwise have been scrapped and various bits I had in my workshop.

KAP has been popular for many years as could be seen from the Arnot Hafte exhibition at our festival in 2005. Due to the weight of cameras it has been reserved for those with large lifter kites. With cameras using film it is always a problem, as you have to wait until the film has been developed to see if you have any usable results. Mechanisms to rotate the camera and release the shutter have also been tricky.

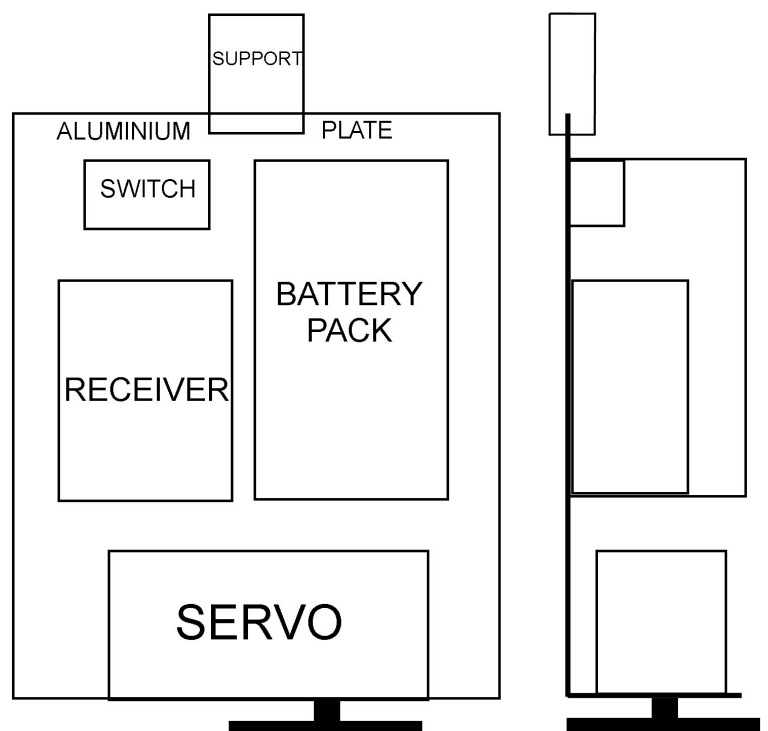
Recently the weight of cameras has come down and a few years ago I did an article about a rig I made using a simple camera that used film. I had fun with that for a while but got fed up with the processing. Now we have arrived at the age of the cheap digital camera and I thought I would re-visit the topic. The following is suitable only for a lightweight camera as parts are mounted directly on to the servo arm.

The first task was to locate a suitable camera; it had to be light, reasonable resolution and cheap. The solution came via the web and was a 5Mpx Hewlett Packard at just £30 so even if it drops out of the sky it is not an enormous loss. With a 1Gb memory card this gives me almost 1000 pictures at best resolution.

The easiest way now a days to move the camera and release the shutter is by radio control. These are very cheap provided you stick to 2-channel 27MHz system and can be found on the web or many people have them left over from a broken child's toy. These work well as you don't have great distances over which to control. From talking to KAP enthusiasts and from my own experience 2-channel radio is adequate as the important functions are panning the camera and shutter release. The tilt angle can be set before launch and is best a few degrees below horizontal. It is not too arduous to do a set of pictures at that setting and then bring the camera down to check what you have got and then reset the angle. All the mechanical bits I used came from B&Q.

There is only one technical bit that requires a bit of modification. Servo motors only allow a rotation of 90 degrees and you require the panning to be 360 so the servo has to be modified. Each servo is different so I can't give accurate details. The angle of rotation is controlled by a variable resistor connected to the servo output shaft. This has to be disconnected mechanically. These can be accessed by removing the 4 screws that hold the servo together. Be careful as you take these out as all the small plastic cogs tend to fall out and it is quite a puzzle how they go back together unless you have seen it come apart. The most recent one I did required a gear to have its centre drilled out where it connected to the resistor shaft and a pair of small stops removed.

First work out how you are going to mount the battery and receiver for your radio control. The battery holder should come with the radio but I got mine from Maplins as I was reusing old gear.



As you are laying this out you have to decide on how you are attaching the rig to the kite line and the location of the panning servo. They can be mounted on a flat plastic or aluminium plate.

The attachment to the kite line can be either direct, via a long drop arm to damp some of the kite motion or via the self-levelling Picavet rig. I chose the drop rod.

The plate is bent at right angles and suitable cut out made for the servo that must be fixed firmly. The receiver and battery pack may be fixed with double sided tape or cable ties.

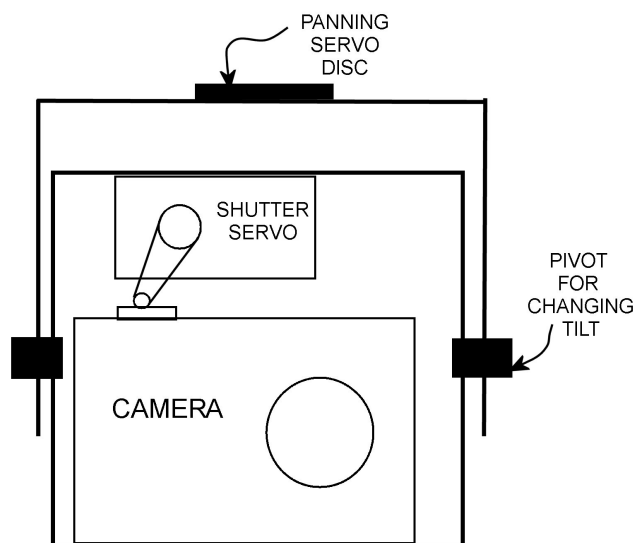
The battery switch is an optional extra that frequently comes ready wired with a plug for the receiver.

The next step is to mount the camera and shutter release servo in a frame that can be attached to the rotation servo disc. The exact detail is again dependant upon the devices used. I made my frame from 20x30mm aluminium section.

I used the tripod mounting screw to attach the camera to the frame but again cable ties or elastic bands can be used.

An inverted "U" section is made up using 20mm aluminium strip this is then attached to the panning servo disc with small nuts and bolts. A hole must be left at the centre point to allow access to the servo fixing screw. This is the weakest point of this rig and care must be taken to strengthen it wherever possible. The camera frame should then be located inside the "U" support and sufficient clearance left at the top to allow the servo to pass when the frame is tilted. Holes are then drilled though both and they are bolted together with spacing washers. I used wing nuts to make adjustment easier.

The panning servo disc is then fitted to its servo and all the other parts fitted and connected. Leave as much slack as possible in the servo leads to allow for rotation.



All that remains is to attach the rig to your lifting kite and turn on. Using the trim levers stop the rig rotating and get the release arm near the button. Set the camera to a fast shutter speed sometimes referred to as "Action Setting" and that is it, get snapping. The first time I used mine a heavy landing in rough wind broke the panning servo disc. Fortunately this is easy to replace and by using one of a more flexible plastic it is less of a problem. Since then I have gone on to successfully take pictures. My main problem seems to be remembering to get the aerial out of the way instead of letting it dangle across the middle of the picture. I am very pleased with it for under £60. I know there are people out there doing KAP so how about an article on your rig or any advice for the novice like me?

Pictures of my rig can be found on our web site.

I have used a very similar method of construction for a CCTV system that can be displayed on a laptop. As this does not have a shutter release the second one is mounted directly on the panning servo to give a full tilt action. This one does not need to be modified and the camera is attached directly to its disc. The camera came with the transmitter built in giving a range of about 50metres. The receiver output is via AV leads and adaptors to convert this to USB are easily obtained from the internet.

Robinson's Ramble

December 1993, a very sad occasion in the World of kite flying, Doug Hagaman died of a virus, this was a very premature death, and he was only 39. If you are new to kite flying, Doug took parafoil making to new levels, they were his passion in life and he was obsessed about them flying well, it wasn't unusual to see one of his kites flying perfectly at the beach, for him to take it down and make very minor adjustments to the bridle and then re-launch it, and guess what, yes! It would fly even better than before, I know this sounds stupid but this was the sort of thing he would regularly do to what to most of us would be a kite that seemed to be flying perfectly OK. Martin Croxton is a great lover of Doug's kites and always remembers the anniversary of his death, so in remembrance of the 15th anniversary of his death, we flew some of Doug's kites at the club meeting at Barbury today (14/12/08) If you want to see some pictures taken by Don Baggett, of today's event.

Go to this link. <http://www.whkf.org.uk/pics08/HMF/index.htm>

If you were able to attend the club AGM in November you will be aware that we are struggling to find an alternative site for the club Festival. I had booked Lydiard for next May, a week after last year's event, so you can imagine my amazement to receive an email from my contact at Lydiard informing me that due to the BBC wanting to book the site for a Radio 1 road show over the same weekend that we had booked, we couldn't have the site that weekend. This email arrived about 2 weeks before the AGM. Since that date I have been in constant contact with the council employees, we have offered them an alternative date which is two weeks after our normal weekend, but they say the park will not be ready to take another event so soon after the BBC one, at which they expect 40.000 people.

Arthur has also been busy trying to find an alternative site, he had suddenly remembered something that Roy Broadley had said last year, when we had to find somewhere after losing Wroughton. Roy had a contact in Brinkworth, which is about 12 miles west of Swindon, Arthur phoned him for the details, it transpires that it is the home of Brinkworth Show, a country show that Neil Harvey, along with other club members; have been attending on behalf of the club for the past 6 years. It also transpires that Neil is a friend of the Guy who runs the site; they are members of the same rare breed chicken club! Arthur, Don Baggett and myself have a site meeting soon after Christmas, please keep an eye on the club web site for updates of this in the new year. <http://www.brinkworthshow.co.uk/>

More bad news, there will not be a workshop in February, the School we use for the workshops is in limbo at the moment, due to being encompassed into a local Academy. Pete Willis is the Caretaker at the school and until a few weeks ago he didn't even know if his job was safe, I spoke to him recently and he says his job is looking OK but he along with Tracy has had a few traumatic months. He thinks we should be OK for the future but February is too close to test this. Hopefully we will have some information in the next magazine on who will be teaching a workshop in October and where it will be.

Notes from the British Kite Flying Association AGM

By Jerry Swift and modified for Cowpat by Arthur Dibble

This year's BKFA AGM met in a south London pub – the venue was free, the food was good and there were no complaints about the beer or cider– three considerations for a successful meeting! Representatives from MKF, White Horse, North East, STACK and Solent together with an independent and three observers attended the meeting, a good turnout.

The Central Council for Physical Recreation is the umbrella body for sport governing and national bodies and is respected by government and other agencies. They have been helping BKFA with work on access to the countryside and we expect the relationship to grow over the coming years.

The Royal Aero Club is the national umbrella organisation for airsports. They also keep up a daily flow of information from UK and Europe on regulation and safety.

The CAA is the aviation regulator in the UK. Remember, in UK law kites are specifically covered and are 'aircraft': we are regulated whether we like it or not! Jerry monitors their news and updates. As with RAeC 95% is irrelevant, being largely fixed wing aircraft. 5% needs thought or action, the latest being changes to clause 155 of the ANO which may impact on kites over 2 kg – Jerry is working through this at present.

BKFA is currently working with CAA on a detailed, clause by clause review of the Air Navigation Order. In the past, only large box kites were liable to have been caught by its more onerous requirements and often they would have been flown 'professionally'. Large inflatables have changed all that but the Order has not been amended. Ignorance is no excuse under the law so BKFA is determined to clarify matters before there is an accident and someone is prosecuted under the Order.

BKFA will be opening up individual membership for those that support our work. There are no benefits (apart from feeling virtuous!) but we believe there are those out there who want to support us and want to help, but who's clubs currently don't believe they need a voice.

We are supporting Steve Sutton and his work, supported by Unilever. His website, www.kitesinschools.com, gives full details.

BKFA is able to arrange criminal record bureau checks for those that need them. We are monitoring developments with the Independent Safeguarding Agency and will issue an update when further news is to hand. (Possibly nation wide clearance but only being checked for sexual offences rather than criminal)

We will be including details of people who can provide services to schools (and other establishments). We agreed that initially it would only list what they do, but that over time we would solicit feedback on what they provide and that in due course we would consider an objective assessment to provide a 'kite mark' for quality providers – this is a couple of years off but if you would like to be included why not contact us?

George Webster has provided some rules for a kite competition run along the lines of those in Edwardian England. The competition is principally for quality of flight and the flier does not have to have built the kite. BKFA agreed we would run such a competition in 2009 and see if it is popular – more details to follow.

Your representatives for WHKF are:-

Arthur Dibble(Committee) and Phil Scarfe(Council)

Addendum

Following an article in the Newbury Weekly magazine we have been requested to do some workshops. One of the questions on the application was about our affiliation. When they found out about BKFA and the contacts discussed above they were impressed and expressed the belief that in the near future it would be a requirement for all visiting associations. Remember this is the way we raise funds for our club.

Confessions of a newbie sport kite flyer – 3: Learning tricks

Much of our fascination in 2 line sport kite flying comes from seeing others do tricks. Seeing an expert do a routine to music looked like sheer magic – a beautiful dance. Now neither my partner nor I have the figure or youth to be good at conventional dancing, but just perhaps we could learn how to make the kite dance instead.

Modern 2 line trick kite flying is a very new activity, perhaps around 20 years old, and still evolving. In addition it is past its first bubble of interest, with many flyers converting to the much more popular power kiting activities. So unlike conventional dancing, or even power kite surfing, there are no schools where one can go and learn. While ballet and precision flying often use the same kites as trick flying, they are more mature, and therefore there are several experienced old hands who are willing to pass on their skills. [e.g. See STACK (www.stackuk.org) and Close Encounters (www.closeencounterskites.co.uk, where you can learn everything from the basics to creating a routine for competition.) But in trick flying, there are just a very few “better flying days” each year, where if you are really lucky, someone might be willing and able to teach you a trick, but the volunteers are still learning themselves, and few have the talent or experience to understand and overcome the problems students have. There are a very few real experts, and it is a very very lucky day if you as a beginner can get ten minutes with them, as those 10 minutes will save hours and weeks of practice. – We were that very lucky a couple of times last year. But then our local expert got recognised for his phenomenal talent, and became much more occupied with the culture and competing and less approachable. So instead of having friendly chats and demos, we see him regularly winning competitions.

There are several trick kite tutorial videos, and we purchased all that we could – 5 tapes and DVDs and downloaded more from the web. However they never tell the whole story, and try as we might to imitate them, the end result was never what we saw in the movie. Invariably when we eventually started to master the trick, we find that some crucial snippet of information had been omitted from the tutorial. To give some simple examples, in both the “540 flat spin” and the “lazy Suzan”, near the start of the trick the flyer throws his arms forward, with one arm going further forward than the other, so that the kite should be at an angle to the flyer. But the video tutorials omit to mention that the arm that is being moved the furthest should start moving slightly before the other arm. If this is not done, then the kite does not move to a large enough angle.

....So what else have we learnt about 2-line trick flying that is not in the videos? – The most fundamental idea is that during tricking the 2 line kite really behaves as a 4 line kite. The “4” lines are the bridle lines that are attached to the leading edges. Pairs of these 4 lines are joined to the 2 lines that the flyer holds. In normal flight all 4 lines are under tension. But the secret of tricking is to get the kite at such an angle to the flyer that when he pulls on one of his lines, this puts only one or two of the 4 kite lines under tension. Thus the kite flyer can selectively pull on the lines at the top or at the bottom of the stunt kite, and flick the kite in all sorts of curious patterns around the sky.

To explain more requires more diagrams and several 100 words for each trick. If enough people are interested, perhaps the editors will allow us to give a detailed explanation of a trick in each future “Cowpat Hill”.

A.G.M. 2008

Apologies: Dorothy Knopp, Pete Dawson, Noel Hardy, Ron Miller, Carl Longbottom, Roy Broadley, Brian Smith, Keith Boxall, Jerry & Caroline Swift.

Welcome from the President:

Minutes of 07 A.G.M: minutes were published in January 08 Cowpat magazine.

Proposed Dave Thompson Seconded Simon Hennessey.

No matters arising.

Chairman's report:

Mr President ladies and gentlemen; thank you for coming to this, the 18th AGM of The White Horse Kite Flyers. Winning the AKA Club of the Year last year has made it a very difficult year to follow. This year will be remembered as the year to forget for weather. A soggy Weymouth was followed by our own festival and that was great even if we could have done with a little more wind on the Saturday. During the middle months of the year a number of festivals were rained off but at least we were able to put on a good display at Portsmouth and some of our smaller local events. One Sky One World turned out to be a magnificent day once the early fog had cleared and we put on a great display and got many good comments from passers by.

2008 was a Dieppe year and a large contingent went from WHKF. Once again we put on a great display that was noticed by the organisers sufficiently to get an article in one of the daily event newspapers. That was a great week and pictures of the many wonderful kites can be seen on various web sites including our own.

Some of us evidently did not get enough kites there as a few days later a group went to Gettysburg for the AKA convention; some one had to take the trophy back. David and Janet supported Marla at the Bag Raffle and I even gave a presentation on parachuting teddies. They had decided not to try and break our record drop, which was just as well considering the light wind conditions.

Our festival returned to its original location at Lydiard Park following the loss of Wroughton. It was very successful even though we did make a heavy loss, as you will see from the accounts. It also involved a huge amount of paperwork for health and safety. This year we submitted 65 pages of documentation and even after that while we were attending the Weymouth festival we were still getting questions from the site and council. Despite all this the committee have decided to go ahead again next year and as you will hear later planning is making some progress but has recently taken a large backward step.

A number of children's workshops have been done that have helped our funding situation but we need to get more of these if we are to continue with running a festival of this size. One of the biggest problems is that it always seems to be down to the same few people. We need to get more people to become involved with these so if you feel you would like to help please let us know. Some of them are during the working week and we would be especially grateful for any one who can help with these.

The first of this year's flyers workshops was Karl Longbottom's Swan. Every one who attended completed the project and they have been seen flying at festivals since, especially in lower winds. This has been followed more recently by Phil Scarfe's Poster Kite. We are grateful to Phil for stepping in when John Freeman's fell through. Those who took part in this found it to be a very good relaxing event

and every one finished their kite. Details of the workshops for 2009 will be discussed as a later item as will projects and equipment for the year.

At the end of October we were saddened to hear about the death of Tony Slater. He was a great character and at one time a member of this club. Earlier this week we also heard that David Davies of Sky Dancer fame had passed away. Those of us who knew him will miss him. Even more recently we heard that Len Patten from Blackheath Heath has passed away. We should also like to wish a speedy recovery to Karl Longbottom, June Johnson and George Penny and of course we all wish Neil the best for his forthcoming operations..

Now we come to the bit where I have to try and remember to thank every one starting with the committee particularly the officers who have supported me so well. Special mention must go to Tracey who has edited the magazine for a number of years as well as catering at the workshops with noble help from others. Also to Di and Don who do so much work with the kite kits getting them prepared for workshops and making sure there are always some when we need them as well as sending them out to other users such as schools and scout groups. There are those of you who put on our displays, without you there would be very little for people to see. Then of course there is Marla: she comes over at her own expense each year and runs the raffle at the festival. Without this we could not continue running the event. We were delighted when the AKA gave her the Robert Ingram award for similar service for them as detailed in David's article in Cowpat Hill.

Finally there are all you club members who come to events and workshops and donate raffle prizes and then go and spend money buying tickets; thank you all.

Secretary's Report: Thanks were given to Arthur for all his hard work on H&S on last year's festival. Thanks also to Phil scarfe for stepping in to do the October workshop.

Club insurance: Perkins Slade have come on strong about risk assessments and child & vulnerable people. Through Janet working for Zurich, Dave has contacted an office who deals with clubs such as football and sports clubs. We now have £10 million of cover at less cost to us. This does not cover our festival. They will cover our festival at an additional cost on people ratio. Individual members are not insured to fly on their own through the club, but should be covered on their own household insurance. If two or members fly together then they are covered on the club insurance.

Treasurers Report: members were given a copy of the balance sheet. A query was made on postage & stationery, as the cost this year was only £87. Dave to query this with the accountant.

Editors Report: thankyou to all those who have supported cowpat over the last 8 years. But as I said last year I feel it is time to resign as editor, Good luck to Arthur who is taking this role on.

American Rep Report: well, it's time for another A.G.M and Marla & I are not there amongst our friends. So sad. One member has cancelled I'm sorry to say and not a single new member. I will keep pounding the fields to sign up anybody or anything. We wish you all well and good kite flying for the coming year.

A presentation of the Ron Gunter Trophy was made to Di Baggett for her tireless work preparing kite kits. Congratulations to Di.

Election of Officers:

Chairman, nomination Arthur Dibble, proposed Dave Robinson seconded Phil Scarfe Duly elected.

Secretary, nomination Dave Robinson proposed Simon Hennessey, seconded Dave Thompson Duly elected.

Treasurer, nomination Janet Robinson proposed Dave Robinson, seconded Sue Perkins Duly elected.

Committee members Dave Thompson, Phil Scarfe, Martin Croxton, Pete Dawson, Pete Willis, Doug Jones.

Honorariums proposed by Dave Thompson seconded Dave Robinson for Janet, Neil, Di and Tracy.

W.H.K.F Festival 09: lydiard was booked and the committee were discussing guests. They were then contacted by the Borough to say the BBC want to hold an event the same weekend at Lydiard. The Borough has asked us to discuss alternative dates. It was suggested that Wroughton might be available through the borough.

Proposal we go for Wroughton if it's on offer or any other suitable site. If not we change the date of our festival. Proposed Dave Thompson unanimous.

Other Events: Rockingham 17th may, 30/31st August Uffington, 6th September Brinkworth to be confirmed. If anybody knows of any village fetes where we could do a workshop please let Arthur know.

National Body: This is our governing body that we can confer to. Three years ago the committee members agreed for the club to join the BKFA for 3 years. We need an agreement for the club to continue to belong to the BKFA and support them. Arthur & Phil sit on their committee. Proposal that we continue the membership on an annual renewal. Proposed Arthur, seconded Dave Robinson carried forward with 7 abstentions.

Equipment 09: The teddy tower has now been sold. This was, as it had to be insured and inspected which was all at a cost.

Projects 2009: A hospital workshop is needed, as stickmen became tangled, big pink also in need of repair, as has a big rip on the side.

Workshops2009: Thanks to Pete Willis who's a caretaker at a local school, which has fantastic facilities, but the school is in the middle of change so unsure of position as yet. If we can't have the school we will have to search for alternative venues.

Fees 09: last year we had approval to increase fees if needed to due to insurance costs this approval still stands.

A.O.B:

Meeting closed 3:57pm

Our thanks to Tracy for taking and typing these minutes.

Tips and Tricks

This page is to be the first of a series contributed by Pat Mc Carthy. I was getting worried that I was going to have a blank page in my first issue as editor, as I was getting no reply to my emails. Fortunately John Browning managed to raise Pat on the phone to find that he had been in hospital for a couple of weeks and has had computer problems that have meant that he can receive but not send emails. I understand Pat has now got him self a new Apple machine. I am sure we all wish him a speedy recovery and look forward to his future articles. I am indebted to John for his help in producing this page and all the other work he has done for this issue. It is perhaps not the *big issue* but we hope it is reasonably kite/WHKF relevant.

To make sure a knot will stay – especially with that braided nylon line which just loves slipping, put a blob of PVA glue on it.

If rip-stop is too slippery for you to sew, tack it first with UHU. It won't clog your machine needle when you sew through it.

UHU Extra Power adhesive (comes in a dispenser like one of those wheel-up deodorant sticks) is good for permanently sticking rip-stop – ideal for patches.

Get yourself a book of knots – you won't regret it.

Then look up the Highwayman's Hitch so you can anchor your kite to a dog stake for a quick release.

A sheet of glass (masking tape around the edges) with a squared paper backing makes an excellent work surface. True right angles and, with a straight edge and scalpel blade (or hot knife), good clean cutting.

When sewing very thin or unproofed rip-stop for teddy parachutes etc. it can slip very badly under the sewing machine foot. Try putting a thin piece of paper underneath. This can then be torn clear at the end with out damaging the sewing.

Always cut man-made line with a hot knife or soldering iron. If you don't have these available seal both cut ends with a flame from a match or lighter. This stops the line ends fraying.

For the same effect on natural fibre lines wrap them tightly with electrical tape and then use a sharp knife and cut mid way through the tape leaving some on both cut ends.

To repair a small cut or rip in rip-stop, line up the edges carefully and apply superglue gel. Leave it to dry and you will have difficulty spotting the damage. (Our thanks to Phil Scarfe for this one)

NORTH HAMPSHIRE KITER'S JOLLY UP4-April 25th & 26th 2009

It's almost that time again! Come and join us for another FUN Weekend of Kite Flying for Kite Fliers!

The site is located in the village of Cliddesden, just south of Basingstoke (not far from J6 of the M3).

On site camping is available from Friday evening onwards (£5 per tent/camper for the weekend).

The Saturday evening BBQ worked well again, so we will doing the same format. (£6, and bring your plate and cutlery please!)

There will be an impromptu BBQ for those interested on the Friday evening, and Bacon rolls available both mornings.

An Auction will once again be held on the Saturday evening, and any donations gratefully received before or on the week-end.

Roy's Refreshment Tent will be open for Business, normal rules apply..

For further info, please either contact:

Roy on 07778 352825

Colin on 07770 338419

Or e-mail roy@kitesup.co.uk

(The dates for this same event taking place later this year again are August 1st & 2nd 2009)

Please Note: this is NOT a Buggy/Boarding weekend, thank-you.

Sell Or Swap

(You could be sitting on a fortune !)

Why not let everyone know what you have for sale or you want to get and we can all benefit from exchange – of goods for cash or goods for goods.

Best if we keep to kite-related things otherwise we risk putting eBay out of business!

Please send details to Arthur so that he can compile into a vibrant feature of your magazine. Remember: it is your magazine and advertising is FREE.

Club Merchandise

All items can now be viewed on the club web site. Prices do not include post and packing. Please contact us for these costs. Cheques should be made payable to WHKF.

T SHIRT S-XL	£9	POLO XS-XL	£14	SWEATSHIRT XS-XL	£16.60
T SHIRT 2XL-3XL	£9.50	POLO 2XL	£14.50	SWEATSHIRT 2XL	£17.90
2007 FESTIVAL	£9	POLO 3-4XL	£15	SWEATSHIRT 3-4XL	£18.40
2008 FESTIVAL	£9			FESTIVAL XS-XL	£25
		JACKET	£35	CAP STANDARD	£7.50
PINS, PATCHES,	SEE WEB PAGES			WITH EAR FLAPS	£10
MUGS, COASTERS		RELAX STICKER	£1.00	LEGIONNAIRE'S	£8.50

WHITE HORSE KITE FLYERS CODE OF PRACTICE

Always fly safely.

Always be considerate to other people using the same area whether it is noise or physical intrusion into their space.

Always fly legally taking in to account all national, local and CAA restrictions and by-laws.

Never fly at a height of more than 60m above ground level, in the UK unless a CAA clearance is in force (as at kite festivals). If you don't know what the clearance is ASK!

Never fly a kite in wet or stormy weather. Always try and keep your line dry.

Never fly a kite near power lines, transmission towers or aerals.

Never fly near Motorways, roads, car parks or railways.

Never fly near airfields.

Never fly a kite with anything metallic in the line.

When tethering a kite ensure that the ground anchor is suitable (see BKFA report 6 June 06).

When flying large kites always use a brake line.

Always wear good quality gloves when flying large powerful kites.

Always give priority to domestic animals particularly if they are showing signs of distress.

Always clear up after yourself, especially lines, tails and bits of plastic that could trap, choke or injure domestic or wild animals.

Never fly near those kite-eating trees.

Finally remember.....your kites can get really quite lonely up high in the sky; just occasionally, look up and give them a SMILE. It will make you feel better too.

WHITE HORSE KITE FLYERS meet at Barbury Castle Country Park on the second Sunday of each month.

Your local contacts are: -

Neil Harvey +44(0)1285 740295

Arthur Dibble +44(0)1635 865976

Dave Robinson +44(0)1793 824208

This issue edited by Arthur Dibble

Please send articles to cowpat.ed@whkf.org.uk

(Contributors this issue:- Neil Harvey, Arthur Dibble, David Robinson, Di Baggett, John Browning, Peter Massey,)

Subscription AGM to AGM: £14 (including 4 issues of COWPAT HILL and kite flying insurance)
COWPAT HILL is the journal of The White Horse Kite Flyers and whilst every care is taken when compiling it, The Club and its officers cannot accept responsibility for any omissions or errors that may occur. Any information printed are the views of the individual submitting them and not necessarily those of The White Horse Kite Flyers Club, its committee or its members.