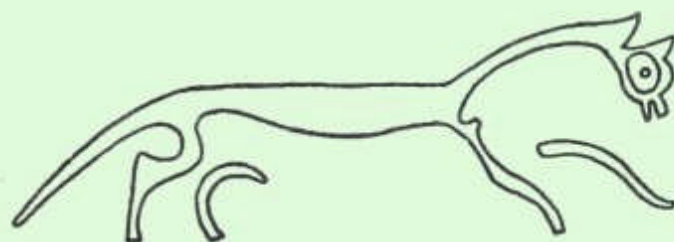


COWPAT HILL



The Quarterly Kite
Journal of the....
White Horse Kite Flyers.

Published during the
Spring, Summer,
Autumn and Winter.

COWPAT HILL has been written, edited, produced, and
printed entirely by WHKF members.

SUNBURST

Custom Colour Schemes Available

CONTACT
DAVE TOMLINSON
225 LOWER WAY
THATCHAM
BERKSHIRE
RG13 4TP
TEL 0835 72186

KREATIVE KITES

WINTER QUARTER 1993

January - March

Volume 3, Issue 5

COWPAT HILL

**The kite journal of the
White Horse Kite Flyers**

Kite n. a light frame of wood and paper
constructed for flying in the air.


**Discount on kite sales from:
Dave Tomlinson of KREATIVE KITES
(inside cover)
offering WHKF members 5% discount**

**Richard Marsh of TRADEWINDS KITES
(back cover)
offering WHKF members 10% discount and 6% discount
on credit card transactions**

Dates for your Diary

Major UK Kite Festivals

April 10th-12th	Blackheath Easter Festival
April 18th	Old Warden
May 2nd-3rd	Weymouth
May 8th-9th	Swindon - don't forget this one folks
June 12th-13th	Margam Park, Wales
June 27th	Blackheath Summer Rally
July 3rd-4th	Washington, Tyne & Wear
July 3rd-4th	Shrewsbury
July 10th-11th	Monmouth
August 1st	Middle Wallop
August 28th-29th	Portsmouth
Sept 3rd	Kite Society Convention, Bristol
Sept 4th-5th	Bristol
Oct 10th	Old Warden



Don't forget our monthly fly-ins at Barbury on the second Sunday of the month.

There will be lots of school fetes and other workshops during the summer, more details to follow in the next issue.

All these events must be subject to local weather/flying conditions.

Kite and Material Stores to Try

THE KITE STORE

48 Neal St, London WC 2

KITE and BALLOON Co

613 Garratt Lane, London SW 18

MALVERN KITES

The Warehouse, St Annes Road, Gt Malvern

KITEABILITY

2 Garfield Road, Enfield, Middlesex, EN3 4RP

DUNFORD KITES

Cochrans of Oxford, Leafield, Oxon

Any or all of the above should be able to supply materials etc. that you may require to build your kites, why not send for a catalogue and see. **Remember**, send a stamped addressed envelope.

Editorial

Happy New Year.


Let me take this opportunity to wish all our readers a Happy New Year and good kite flying in 1993. I hope that we have seen the last of the horrible weather that seems to have plagued us during the past year. Who will ever forget the wind on Southsea Common during Porstmouth Festival or the cloud at Barbury during One Sky One World?

A new year brings a new look for Cowpat, let me know what you think of the new format. There is no recipe this issue, hopefully this will be back later in the year. All my favourite kiting recipes are for cold food, I didn't think they would go down too well at this time of year. If you have any recipes suitable for a cold, damp day at Barbury then why not send it in? I would be delighted to include in an edition of Cowpat.

It was good to see someone take up Arthur's challenge, thanks to Dave Robinson for solving one of our problems. Come on the rest of you, there must be lots of good ideas just waiting to be published. A new year's resolution perhaps!

Those of you who were at the AGM will remember the suggested competition - you have to design a new club pin. You can use only 3 colours plus gold or silver. What are WHKF famous for? Maybe this will give you an idea for a design. If the pin is to be ready for our festival (May 8th/9th) we have to move quickly; so designs to Dave Robinson by the February club meet. There will be a prize for the adopted design.

What a great day we had at Bibury. Thanks to Neil for organising the event. He even managed to get the weather right. It was pleasing to see so many flyers from other



Dave Jones
Editor Cowpat Hill
15 Bucklebury Close
Stratton St Margaret
SWINDON
SN3 4JH

parts of the country, especially our friendly TV star Mr Paul Morgan. He managed to win the rokakku competition so lets hear it "didn't he do well?", "what's on the board Ms Ford?". Thanks to all of you who helped raise £150 for MS.

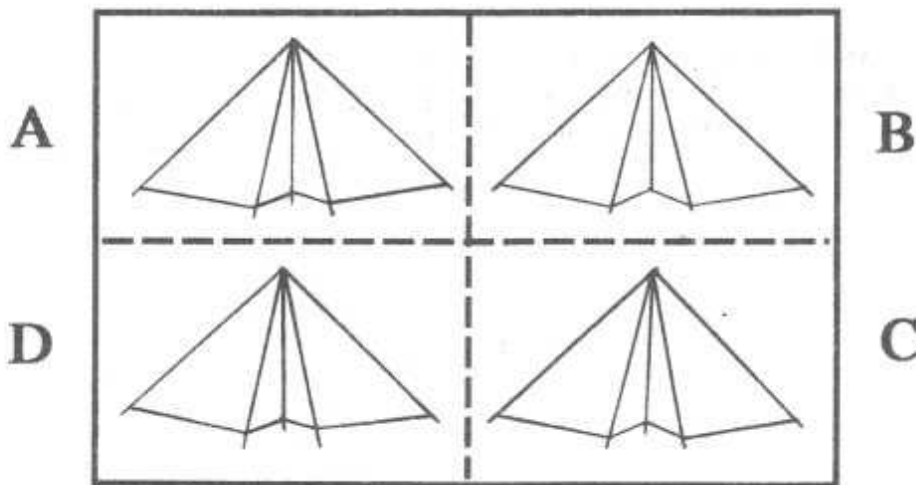
Proud to be a member of WHKF, like to wear club leisurewear but green doesn't go with the rest of your outfit? The range of club leisurewear is available in a variety of colours so why not treat yourself to a garment in a different colour? See Dave Robinson or myself for more details. On the other hand maybe you are fed up of getting wet at Barbury. Why not rush along to Cotswold Camping and take advantage of the 10% discount they are offering club members? Just present your club membership card (I knew we would find a use for them).

I hope you like this issue's fee gift, don't worry I won't make a habit of it. Don't forget to get in your entry for the competition. Happy flying in '93, may the mince-pic meet be a sign of the good weather to come!

Puzzle Page

Stunt Kite Life

The Diagram shows a kite arena in which a variety of stunt kites have been left lying around. From the clues can you distinguish between the 4 kites. Work out their colours and owners.



Clues:

1. The red kite is in the corner of the field diagonally opposite the Speedwing, which is Arthur Dibble's favourite.
2. Dave Tomlinson likes the kite marked A.
3. Kite B is a flexifoil, this is not Martin Dibble's declared favourite.
4. The blue kite is a Phantom, it is labelled with a letter one place earlier in the alphabet than that indicating the pink kite.

Kites: Phantom, Speedwing, Flexifoil, Revolution

Colour: Pink, Red, Blue, Yellow

Flyer: Martin Dibble, Martin Croxton, Arthur Dibble, Dave Tomlinson.

Hint: Start by working out the name of the flyer who flies B.

Answer to last month's puzzle.

The answer was **RIPSTOP NYLON.**

IT'S ALL YOUR FAULT

It all began in such an innocent way, a couple of years ago. The poster in a Devizes shop window announced a forthcoming display of kite-flying by members of W.H.K.F. on a Sunday afternoon at Hayle farm, Quemerford.

Nothing sinister in that, one would have thought! However, I was about to make my first big mistake. The appointed Sunday arrived, the weather was perfect, the site was "just down the road" and I had nothing in particular to do. Well there couldn't be any harm in taking a look could there?

Like a lamb to the slaughter, I arrived wide-eyed and innocent to find Wiltshire's answer to Robin Hood and his merry men decked out in Kelly Green and flying an assortment of colourful kites (when not drinking cans of lager!).

Two things struck me that afternoon. The first thing was the friendliness and enthusiasm of the men in green and the second was the apparent ease with which a wide variety of kites took to the air. No-one seemed to be running to and fro trailing kites behind them, thus dispelling all my pre-conceived notions of the hobby.

Perhaps I should explain that my only previous brush with kite-flying (or non-flying to be more accurate) had occurred some half a century earlier, when a very small boy. My well-meaning father cobbled up a brown paper and string contraption with all the aerodynamic properties of a brick, for the purpose of amusing number one son.

I can still see him covering the ground on Epsom Downs at speed which would have been a credit to the Derby winner, trailing his invention which resolutely refused to rise into the air. Like most small boys I quickly lost interest and went off to do my own thing! This resulted in my being reclaimed some time later by a furious and embarrassed parent from Epsom police station. I didn't care to ask what became of the "kite" and it was not mentioned again.

Now, fifty years on, looking for an interest to fill more leisurely days during impending retirement, kite-flying seemed to have a certain appeal.

I didn't realise it then but already the first symptoms of this totally painless addiction, for which there is no known cure, were beginning to appear.

The second big mistake was about to occur. I mentally listed the attractions of kite-flying as I saw them. Open air, meeting new people, constructive hobby (possibly), relative lack of noise and, the clincher, NO pollution. The trap was sprung! Being mildly green, like Fairy Liquid, I decided to take the plunge.

A visit to the Bristol Kite Store and a request for an "idiot-proof kite", produced a medium-sized Delta and I was on my way.

Now, I have a perfectly good flying field at the bottom of my garden but I have to confess that when it came to the crunch, I chickened out!

I could just imagine the village gossip. "Did you see that Ethel? A grown man flying a kite! Don't know what the World's coming to!" etc, etc.

Instead, when it was nearly dusk, I slunk away to the nearby downs to try out my new "toy". As the Delta soared majestically into the evening sky, a feeling of total relaxation and well-being came over me. I was hooked!!!

The next step was to try my hand at making a kite. Nothing elaborate (I am not very practical), just a simple, straight-forward design. A simple Sled seemed to be an ideal starter project. A few hours and much "blue" language later I had a fairly passable Sled of the Ed. Grauel, trapezoidal vented variety and what is more - it actually flew!

To someone who had never successfully made anything before, the feeling of elation produced by this success was out of all proportion to the effort required in the making. I was now rapidly becoming a hopeless case!

Subsequent visits to a number of kite festivals (none better organised than Swindon's own!) have provided a fund of inspiration and ideas for the future.

At one such festival a friendly trader sold me a copy of "Kiteworks" by Maxwell Eden - thoroughly recommended. This, in turn, led me to try my hand at sewing (as opposed to "sticky-taping") a kite.

When a passing motorist stopped to tell me how good the resultant large, blue and yellow, Malay Variant looked in the sky, my fate was finally sealed. The condition is now definitely terminal.

I can now face the prospect of retirement armed with my recently purchased, reconditioned sewing machine, a list of projects as long as my arm and eager anticipation.

Of course my family think the "old man" has finally "flipped his lid". Let them laugh while they can. They don't know it yet but my future Rokkaku fighting kite will need a team to fly it!

I did think about having a go at this "aerial ballet" lark but I don't think the tights would suit me.

In conclusion I would say to anyone out there who is only "thinking about it", come on in the water's lovely! If you fly but don't yet make your own kites, give it a go. It's easier than you think (I should know being born with ten thumbs).

Finally, a big "THANK YOU" to the hard-working committee of W.H.K.F. - it's all your fault!

Can somebody please tell the nice men in the white coats that I don't want to get better?

TOM BIGGS

WHAT KNOT ... THE SEQUEL

Now that I have whetted all your appetites for knots ("Who does he think is interested in boring old knots?"), here is just one more.

It derives from what Mr. Ashley has called ...

The Short End Bend

If you only have a very short end of line (say about one inch) and you want to tie another longer piece onto it, it can be very frustrating trying to fiddle about with such a short piece. There is a solution. Tie a simple Slip Knot, loosely, in the longer piece, place the Slip Knot loop over the short end and then pull the ends of the Slip Knot to tighten it. Keep pulling the Slip Knot and it will swallow the short end and pull it into a loop. The result is a Sheet Bend. You now have a very good join between the short end and the longer piece of line.

This is only the beginning. The Short End Bend can be even more useful ...

Imagine if you will, the need to tie a line somewhere along the length of another. Imagine further, that the correct attachment point can only be determined by trial and error. How can you tie a strong knot, then loosen it, then tighten it again until you have found the exact point, then tighten it again to form a permanently strong join? Answer ... use a version of the Short End Bend.

In the piece which is to be tied to the first line, form a Slip Knot around the first line. Then, when you pull the Slip Knot tight, it will pull the first piece of line into a loop (you can feel this happen). The join between the two pieces is very strong. You can imagine the first piece of line forming the loop of a Sheet Bend.

If the point of attachment needs to be adjusted, take the first line either side of the knot and pull firmly. This pulls the loop out of it and you are left with a straight line with a Slip Knot around it. This is where we started. Now you can slide the Slip Knot along the first line to make the adjustment and, when the ends of the Slip Knot are pulled tight, Lo and Behold ... The loop clicks into place and the attachment between the two pieces is as firm as you could ever want. This procedure can be repeated as many times as you want.

In a Fighter kite where the bow is made of fibreglass, it is not possible to adjust any bias to one side by weakening the bow on the other side (as can be done with a bamboo bow). A very good way to bridle such a Fighter is to use a 3-legged bridle. Tie a (loose) loop to the bow with the attachment points 2-3 inches either side of the spine. At the centre point of this loop is attached the third line of the bridle (the other end of which is attached to the spine near the bottom of the spine in the usual way). The towing point is on this third bridle leg. To tie the third leg to the loop, use the Magic Knot. Now, if the Fighter needs adjustment to stop it flying off to one side, the point of attachment between the lower bridle line and the upper loop can be loosened, moved and tightened again. **MAGIC.**

LOTSAKNOTS BROWNING

Sky Chat

Well what a busy end of the year we had! We've had our heads in the clouds at Barbury Castle on October and December's Fly-ins. We had a very well supported A.G.M. in November at the Calley Arms by kind permission of mine host, Les, for which we thank him very much.

At the A.G.M. we sorted out some of this year's coming programme. You also (I hope) gave the Committee a vote of confidence by voting them back. In return we will try to do our level best for the club. As I said at the A.G.M., Dave R. and myself were meeting Thamesdown Council re. Lydiard Park for the Festival this year. I think that we had a very successful meeting in which we, on your behalf, reduced the risk to Club funds. Dave has written a fuller report (see below).

Now the icing on the Christmas cake as far as I'm concerned was the wonderful turn-out for the Mince-pie fly-in. How we were blessed with a beautiful day with the sun shining and the wind blowing, pity about the temperature. I hope that you all enjoyed it and through your efforts and generosity we raised £150 for the Multiple Sclerosis Society. Thank you very much.

All that's left to say is to wish you all a Happy, Healthy and Prosperous New Year with good winds and tight lines.

Neil.

Festival News

It's good news! It will go ahead at Lydiard with the same format as the last two years.

I am able to bring you this news after a very successful meeting which took place between Neil Harvey, myself and Graham Swatton and Dave Pratt of Thamesdown Council.

It emerged from this meeting that the Council will be charging £1 for car parking at Lydiard from April so, as I explained at the A.G.M., this has made things easier for us. We can also make a charge for parking at the Festival without the public being able to moan about the fact that one part of the park is free but that they have to pay £1 to park in the event field (as was the case last year). However, the Council's suggestion for a reduced fee was to take a percentage of our parking fees but they didn't like Neil's idea that we should in turn have part of the money that they would take through their machines that weekend. So we had to make a compromise; this being that the Council will keep all of the parking money for the whole of the park for the Festival weekend and that they will reduce the fee from £866 (+legal fees) to £300 (without any legal fees). The best thing about this is that we do not have to worry about parking at all as the Council are going to supply the car park attendants. Neil and myself think that this is an excellent solution. However, this will be a trial so we have to make a success of this experiment for it to continue in the years ahead. One of the ways for us to help make a success of this experiment is to make free passes available to club members and K.S.G.B. members only.

I should also add that we have agreed with Graham Swatton that this year's event will be in support of the "Thamesdown Disabled Bus Appeal".

David Robinson.

Letters

Dear Cowpat Hill,

Thank you for inviting us to join you at your One Sky - One World fly in. Also, many thanks to our hosts Janet and David for showing us a bit of your countryside, including visits to a few junk and craft shops, one of which stocks kites made by a local maker.

It was most enjoyable to be away from the usual weekend rounds, being soft townies we did not foresee the significance of the visit to the shop stocking outdoor harsh weather gear etc., at the time. But as you are all aware Sunday was a bit 'Iffy' in the sunshine department.

We spent a very pleasant Saturday evening with Janet, Dave and Madge, with thoughts of having a good day flying (what a novelty) on the Sunday. **NO SUCH LUCK** the soft townies got frozen, despite the hot cottage pie, so soon after we bid an early farewell.

Perhaps, on our next visit to Cowpat Hill the sky will be a bit more sociable (and a bit higher).

It was nice to visit your home turf, so once again many thanks.

Wishing you all a very Happy Christmas and fair winds and clear skies for the New Year.

Best wishes and happy flying,

Pat and Ron Dell

P.S. Is it true that Cowpat Hill is higher than Everest, and was it the Abominable Snowman we spotted, or was it Neil, who is always abominable?

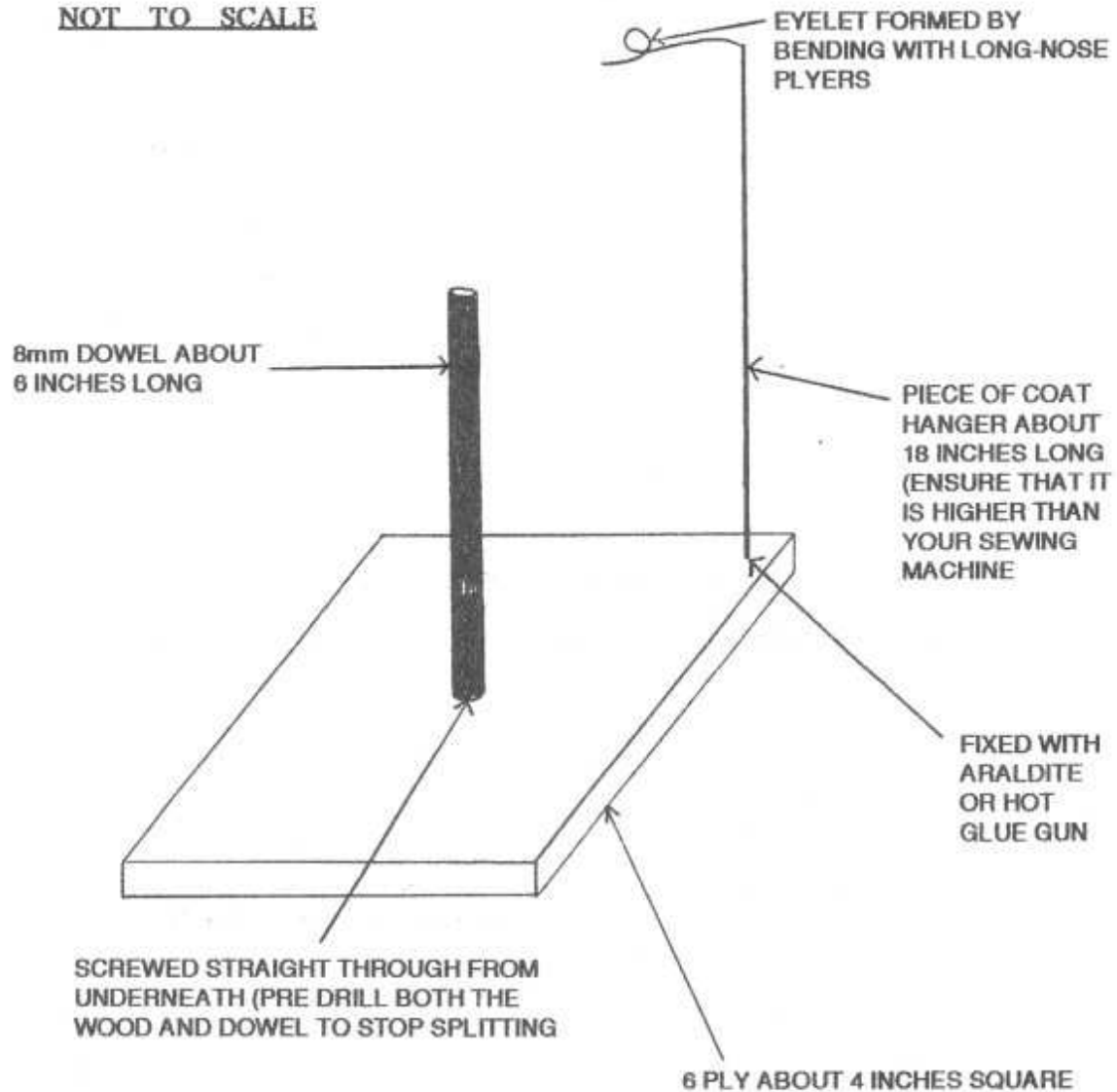
Like your antlers dear - Ed.



Tips & Ideas

Have you ever tried to use very large industrial reels of thread but couldn't fit them onto your sewing machine? Here is a simple solution given to Dave by a sewing machine engineer.

NOT TO SCALE



When completed simply put the cotton reel over the dowel, thread through the coathanger eyelet and then onto your machine threading normally.

David Robinson

It works, I've tried it - Ed.

Minutes of WHKF A.G.M

Held at the Calley Arms Hodson on Sunday 8th November 1992.

1.Chairman (Neil Harvey) opened the meeting by thanking the landlord (Les) for allowing us to hold the meeting in his pub.

2.President (Ron Gunter) welcomed everyone and thanked all who attended and helped at events. The number had grown.

3.Apologies received from Sandra Everett, The Wickens and Mr & Mrs Hill.

4.Secretary (Dave Robinson) asked for the minutes of last year's meeting to be accepted. They were passed with no amendments.

5.Chairman's Report.

It has been a busy year with the kite Flyers going from strength to strength - countrywide - the only problem being the weather.

Lydiard Park Festival - the weather on Saturday was awful. Attendance by members of the public was down from 1991 although kite flying numbers were up.

The club has been sponsored by the Newbury Building Society to attend fetes etc. around Newbury. Dave T & Ian met the NBS last week and the arrangement is to continue next year. The NBS is looking into the possibility of sponsoring an event at Greenham Common next year.

The club received many thank yous from organisations that asked us to fly.

The WHKF windsock was finished and flown. The club has written to the Guinness Book of Records.

The club was paid to fly at many events, the money (less expenses) going into club funds.

Finally Neil thanked all members, particularly those who do not regularly go to meetings, for attending the AGM.

6.Treasurers Report - read by Chairman.

Balance sheet looked very healthy, loans being shown separately. Money was earned by lots of hard work at fetes etc. Auditor refused to accept payment so it was agreed that she should be given a £20 gardening token.

7.Election of Officers.

The following were elected:

President	Ron Gunter
Chairman	Neil Harvey
Vice-Chairman	Arthur Dibble
Secretary	David Robinson
Treasurer	Janet Robinson

The following were also elected to the committee:

Dave Jones (Editor), Clive Davis, Martin Croxton, Doug Jones, Caroline Bruce, Johnny Horn, Jane Jones, Dave Tomlinson.

8.1993 Festival

The following information as given by the secretary.

The club had applied to use Lydiard Park. The Council wanted £866.50 + legal fees

(approx £50). Dave & Neil were to meet representatives on 10/12/92. (See Dave's article).

Changes for '93 - area to be kept for single line flyers. Club keen to attract overseas visitors. Same format for trade stands.

Warden's wife offered use of Barbury if all else fails.

Suggested that charity this year should be one that makes wheelchair carts so that disabled can get around country parks. Organised by BOT official so may help our case. Members to be kept informed.

9. Club events 1993.

The club has already been invited to a number of events in 1993, including 2 balloon festivals (Wiltshire & Salisbury).

Icicle meet - 2nd January 1992 - big balloon festival at Marlborough - all members invited.

Let Janet Robinson know if you can attend any of the events as sometimes there are a limited number of car passes available.

Volunteers needed for all workshops, don't forget to read the events page.

10.AOB

Ideas needed for new attraction for 1993. The following were suggested:

20ft Baseball Cap, White Horse, Doughnut shaped kite, Rainbow banner.

Committee will think about this and give info. back to club members.

Year planner to be included in next magazine. Articles needed.

Membership fees to be increased to £5.00 next year (Nov'93).

Insurance-members are covered (third party) whenever they fly kites.

Dave Robinson suggested that Dave Tomlinson & Neil Harvey receive £50.00 each as a goodwill gesture for time spent making kites for club demonstrations - this was agreed.

Lyn & Brian (Barbury wardens) were thanked for all their help.

Arthur modelled the new line in club rugby shirts now available at £20.00

New club pin - competition suggested (see editorial).

AGM Raffle raised £42.00, £22.00 was used for prizes and the rest paid for the sandwiches.

11. Closure

Ron thanked everyone for attending and presented Les with a club cap for his collection.

Les offered the field next to the pub for flying. It may be possible to use it for a one day event.

Thanks to Pat for this excellent set of minutes - Ed.

COTSWOLD - The Outdoor People

Local Branches at:

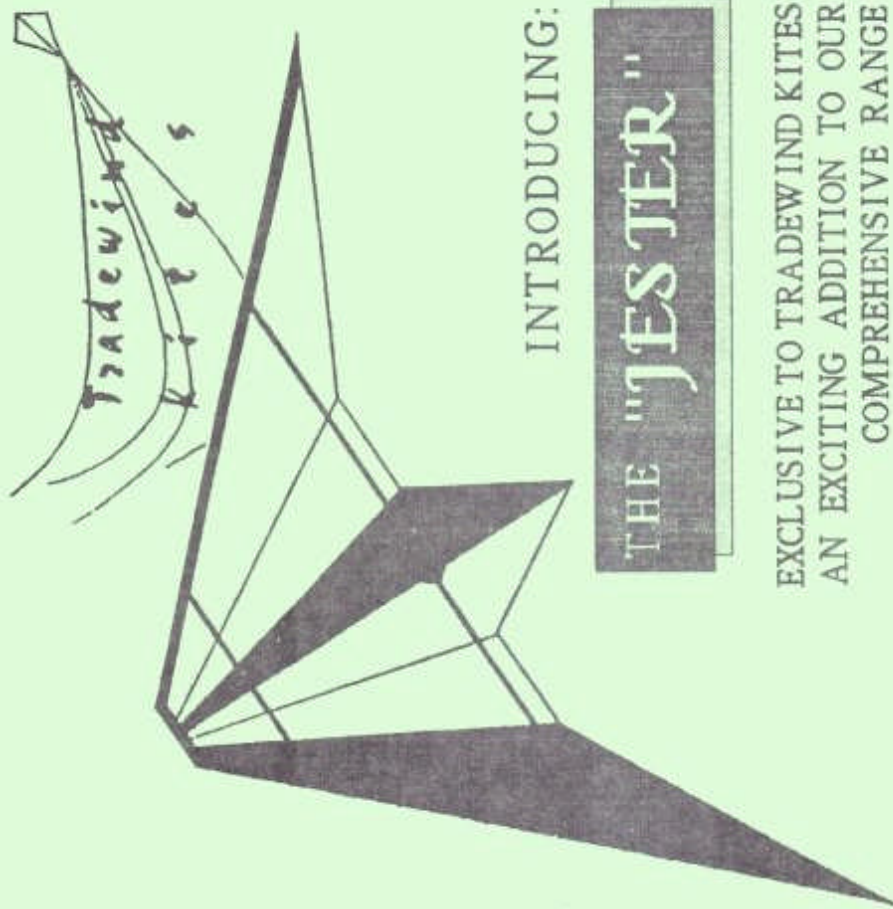
South Cerney
Broadway Lane
South Cerney

London
42-44 Uxbridge Rd
Shepherd's Bush

Reading
213 London Rd

See Dave Robinson for more details

❖ HIGHFLYERS ❖ PETER POWELL ❖ FOSKETT KITES ❖ TOP OF THE LINE ❖ ACTION KITES ❖ GREENS ❖ RARE AIR ❖



INTRODUCING:

THE "JESTER"

EXCLUSIVE TO TRADEWIND KITES
AN EXCITING ADDITION TO OUR
COMPREHENSIVE RANGE

6 HARRIS ARCADE READING RG1 1DN
Tel: 0734 568848

THE "JESTER"

Jester Features:

- * All Carbon Fibre Frame
- * 80 Wingspan
- * Dual Standoffs
- * High Quality Ripstop Sail
- * Wind Range 5-20 m.p.h
- * Crisp, Precise Turns
- * Exceptional Balance for Groundwork and Stalls
- * Custom Colour Options

Mail Order Available—Phone for Details

❖ SKYNASAUUR ❖ REVOLUTION ❖ MORGAN ❖ BANSHEE ❖ FLEXIFOIL ❖ SPEEDWING ❖ DUNFORD ❖ SHANTI ❖

COWPAT HILL - The WHKF Journal Kite Flying Safety Tips

- The NEVER'S of Kite Flying
 - Fly a kite in wet or stormy weather, try to keep your kite line dry.
 - Fly a kite near power lines, transmission towers or aerials.
 - Fly a kite with wire or anything metallic in the line.
 - Fly a strong pulling kite without wearing GLOVES.
 - Leave odd bits of flying line etc on the flying site.
 - Fly a kite at over 200 feet*.
 - *Kite festivals may have C.A.A. clearance to fly higher.....ASK!
- The Things to AVOID
 - Motorways, roads, car parks railway lines or buildings.
 - Airfields and low flying air traffic patterns.
 - Members of the public....stunt flyers please take care!
 - Those kite eating trees.
 - Animals, they can be frightened by kites.
 - *Remember...your kite can get really quite lonely up high in the sky, just occasionally, look up and give them a little SMILE.*
 -AND PLEASE, MIND THOSE POWER LINES!

Where the WHKF go to fly their kites

WHITE HORSE KITE FLYERS fly at Barbury Castle Country Park, Wroughton, Swindon, Wilts on the SECOND Sunday of each and every month!

Will YOU be there?

Local WHKF contacts are:

Ron Gunter on: (0793) 770784

Neil Harvey on: (0285) 740295

Arthur Dibble on: (0635) 865976

and

Dave Robinson on: (0793) 824208

The COWPAT HILL Journal

Journal of the White Horse Kite Flyers

Editor: Dave Jones

Club Subscription: £3.00 (One year UK)
(including postage and kite flying insurance)

Whilst every care is taken when compiling this journal the WHKF cannot accept responsibility for any errors or omissions which may occur.