


COWPAT HILL



**The Quarterly Kite
Journal of the....
White Horse Kite Flyers.**

**Published during the
Spring, Summer,
Autumn and Winter.**

**COWPAT HILL has been written, edited, produced, and
printed entirely by WHKF members.**

SUNBURST

Custom Galaxy Schemes Available

CONTACT
DAVE TOMLINSON
225 LOWER WAY
THATCHAM
BERKSHIRE
RG13 4TP
TEL 0835972186

KREATIVE KITES

SPRING QUARTER 1994

April - June

Volume 3, Issue 10

COWPAT HILL

The Kite journal of the

White Horse Kite Flyers

Kites n. a light frame of wood and paper
constructed for flying in the air.

discount on kite sales from:
Dave Tomlinson of KREATIVE KITES
(inside cover)
offering WHKF members 5% discount

Richard Marsh of TRADEWINDS KITES
(back cover)
offering WHKF members 10% discount
or 6% on credit card sales

Dates for your Diary

April 17th	Old Warden
April 17th	Charlton Sports Centre, Andover +
May 1st & 2nd	Weymouth
May 7th & 8th	Swindon
May 15th	Falkland School +
May 21st & 22nd	Brighton*
May 21st & 22nd	Isle of Wight
May 21st	Grange Infants School, Swindon
May 21st	Pewsey
May 22nd	Milton Keynes
May 28th	Vigo Fete, Andover +
May 29th & 30th	Bath
May 29th & 30th	Barnham, Norfolk
June 4th & 5th	Basingstoke
11th June	St. Barts School, Newbury +
June 12th	Theale Green School**
June 11th & 12th	Margam Park
June 25th	Grange Junior School, Swindon
June 25th	Vernham Dene Village Fete +
July 2nd & 3rd	Washington, Tyne & Wear
July 2nd & 3rd	Shrewsbury
July 9th & 10th	Monmouth
July 23rd & 24th	Wilts Balloon Festival, Longleat
July 31st	Blackheath
August 6th & 7th	Middle Wallop
August 14th	Hengistbury Head
August 21st	Blackwater Valley Kite & Juggling Festival
August 26th	Kite Society Convention, Portsmouth
August 27th & 28th	Portsmouth
September 3rd & 4th	Bristol
September 12th-18th	Dieppe
September 25th	Old Warden*
October 9th	One Sky One World, Barbury



All events are subject to local weather conditions.

Interested in any of these events? Want to know more? Why not phone David or Janet Robinson for more details.

* indicates change of date, ** indicates change of venue for normal club meeting.

+ For more information on these events contact Dave Tomlinson.

Editorial

It's here again, Swindon 1994 will soon be upon us. Plans are well advanced so, weather permitting, it promises to be a good event. Time for the usual plea for helpers, either before (on site) or during the event. Don't be shy, any offers welcome. Contact Dave Robinson or Neil Harvey if you can help.

The new pin has arrived. It looks really good and it completes the set beautifully. For those of you that don't know - it is a WHKF flyer to go with the windsock & rok from last year. Both gold and silver are available but stocks of the gold are limited. Special thanks to Toody for the original art work.

If you are looking for kite bits and pieces the shop in Bath is offering members 10% discount. Just show

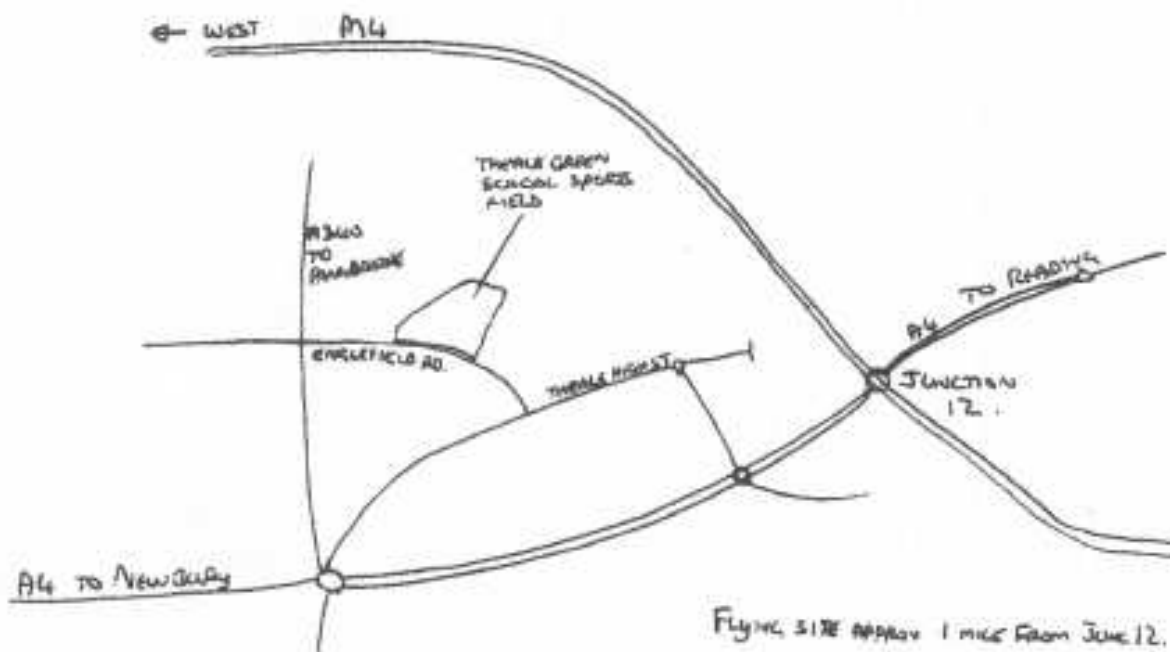
Dave Jones
Editor Cowpat Hill
15 Bucklebury Close
Stratton St Margaret
SWINDON
SN3 4JH



your famous green credit card.

There will be **no** club meeting at Barbury in June. The Warbirds event is on at Wroughton, so we are planning to meet at Theale Green School, see map below for directions. Hopefully it will be a joint event with the Brighton Kite Fliers. It promises to be a good day.

The club has secured a PO Box number, as discussed at the AGM. See page 8 for details.



Puzzle Page

The new season has arrived, and kite flyers are proudly showing off their new team Roks. At the first festival the contest was closely fought. Martin Croxton flew the Jolly Green Giant, a kite made from blue ripstop. Carole Peacock won with her red kite. Rupert the Bear came last, which made the girls laugh because neither of them were flying it. Dave Tomlinson beat Paul Morgan for the first time ever. On the Up, a white kite wasn't in the first 3. Super Mario, who was not owned by Toody, was a black kite and it narrowly beat On the Up by one place.

Can you work out who flew what kite, what colour they were and the finishing order?

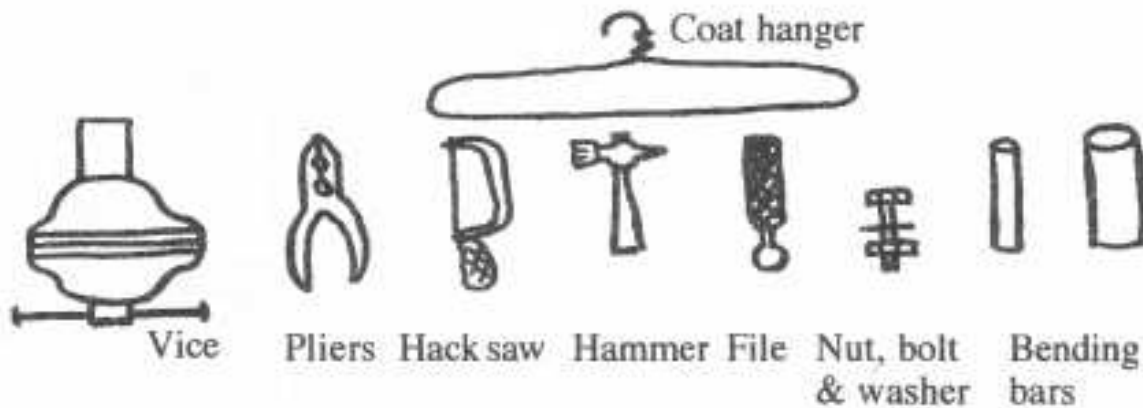
		TEAM					COLOUR					POSITION				
		On the Up	Jolly Green Giant	Rupert Bear	Super Mario	Flying High	Black	Blue	Green	Red	White	1	2	3	4	5
Dave Tomlinson																
Carole Peacock																
Paul Morgan																
Martin Croxton																
Toody Oakhill																
POSITION	1															
	2															
	3															
	4															
	5															
COLOUR	Black															
	Blue															
	Green															
	Red															
	White															

Dave Jones

Useful Tips

Having just finished my latest kite (a multi flare) I was anxious to rig it and test fly, but found I was without suitable rings, so after searching around for some time, I eventually came up with the following idea, making use of an old wire coat hanger, which we all have. I call it a fair exchange from one unwanted hanger to 3 useful lightweight shackles.

Tools required:



Stage 1

Cut hook off coat hanger, straighten remainder and cut into 3

Stage 2

Bend round steel bending bar, giving size of shackle required



Stage 3

Bend at right angle, giving depth of shackle



Stage 4

Bend round steel bending bar which should be a little larger than the bolt to be used



Stage 5


Continue bending until it looks like stage 6



Useful Tips (cont'd)


Stage 6

Cut to length, allowing ends to pass through shackle as shown in stage 7



Stage 7

Bend ends through shackle



Stage 8

Continue bending and wrap round, cut and file and smooth round edges



Stage 9

Remove bending bar, install bolt, washer and nut

The shackle is now complete



Success shackling and secure flying

Gordon (Lofty) Mann

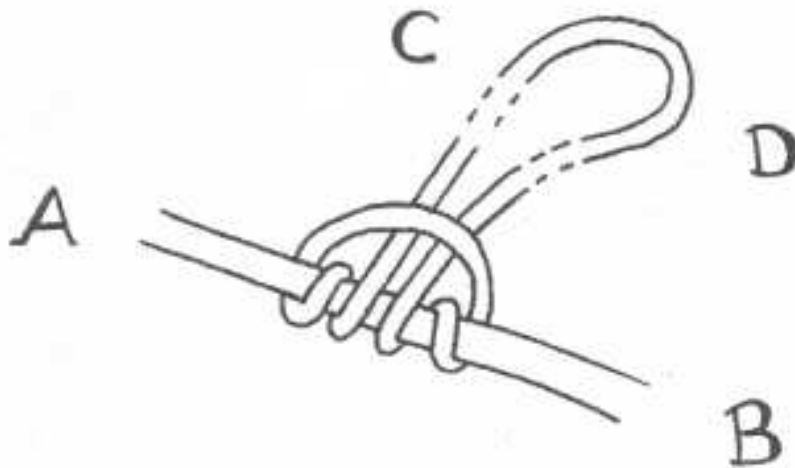
Post Office Box details:

White Horse Kite Flyers
PO Box 585
Swindon
SN3 4YR

Yetanotherknot

I know you will all find this difficult to believe but I have only just discovered Dr. Prusik's knot. Well, well, well. I can hear your gasps of amazement (or was it sighs of boredom and apathy?). My motivation is as usual, entirely selfish; by describing the knot in written form, I can better understand it myself. Here goes ...

The standard Prusik knot is described in the books as a climbers' knot. It is a sort of doubled Lark's Head Hitch and looks like this:-



Ideally, for climbing, the main rope AB is three times as thick as the rope CD but, for kiting rigs, this need not be so. In its normal (climbing) form, the Prusik knot ends in a loop CD. The knot when fairly loose will easily slide up and down AB but when you pull on CD, it binds onto the main rope. It is, therefore, one of those very useful adjustable knots and as such, can be used in many ways when adjusting kite rigs.

The knot can be used to attach a loop to a line so that the point of attachment is adjustable up and down the line. For example, a towing loop can be attached to a bridle. The adjustment to locate the ideal towing point is faster and easier than the usual method of using a ring attached with a Lark's Head (and there is no ring to fall off the bridle).

Instead of forming a loop, CD can be open. If you pull on A and D (or B + C, or A and C+D or B and C+D) the knot will seize. Can you see how it can be used to adjust lengths? Where lengths (under tension) need to be adjusted, one of the usual methods is to use a slider or guy tensioner. The Prusik knot will also serve the purpose. Make the adjustable length AD, put a stopper knot on the end of C and there we are.

I am sure you will be able to find other uses for this excellent knot. Call it a Prusik knot when used for a loop, call it a lengthwise pull hitch (if you must) and, as I usually say, give it a try.

Lotsaknots.

Sky Chat

Dear Members

So here we go again into another season. It started at Longleat (not Littlecote) over Easter where the weather was against both us and the hot air balloons (*so what's new - Ed*) but at least we did fly every day. Many thanks to all who braved the elements. Let's hope that was the worst of the weather this year.

Many thanks to Martin Blighman for his artistic work in the signwriting to finish off our trailer. It looks great.

At the April meeting we combined with the Meningitis Trust who were trying for a world record with the longest paper chain. We helped by trying to drop Teddy Bears. In spite of the high wind an exciting time was had by all the teddies who braved the elements. I hope that Mike Clack, who was doing a similar job at East Hendred, had better luck.

Well, the gang is back from NZ and Oz. It seems that they upset the weather in Christchurch but, all in all, they had a good time.

Although we are not doing workshops for the Newbury Building Society, we seem to have just as full a programme this year. So, even at the thought of me repeating it again - anybody who wants to help at these displays; please let us know so that you too can enjoy the thrill of displaying your hobby to other people.

Finally, just a word of warning - keep clear of Dave Robinson (our own Peter Lynn) and his flying Doughnut for wipe outs. Just joking, it looks great Dave. Well done. Keep your lines tight.

Neil

Electronic Mail News

We've started well with the computer age. I've had replies from Jim White and Ian Meredith of the Midlands Kite Club. Hope to see more after the next "Kiteflier" as both clubs have put an entry in about this.

Now the bad news. If you tried to contact the BBS on the number given - sorry!! Two weeks after the mag. came out, the number got changed (best laid plans etc.). So here is the correct number to ring and the areas to find us:-

Tel: 0602 855661 and go into the Messages Section, look under East Midlands Network for EM-KITES (area 153). That's it - you're in.

Info. to date:

I've got some MKF badges, see me on "Cowpat" if you want some (first come, ...).

No MKF Festival as such this year, but wait for Leicester next year. Mini festivals for this year - 21st August at Coventry and 2nd October at Leicester.

WHKF v. MKF down under? Look out Dave, Ian (the shorts) Meredith is in N.Z. at the same time!

Regards,

Pete Dawson.

Also to note:-

Shop discount.

For anyone in the Oxford area, The Craft Shop, Millet's Farm, Frilford (near Abingdon), is selling Brookites and Flexifoils with a 10% discount to Club members. Just show your membership card.

Kite Precision

Translation of Electronic Mail - Received by Mike Swann

Subject: Re: Kite Precision by Ron Reich?

"Now available at Van Amerongan Kites in Holland the new book "KITE Precision" "Your Comprehensive Guide For Flying Controllable Kites" written by Ron Reich. The book is 184 pages, with 153 photos and 121 diagrams. A good instruction book for Individual and Teams at the Beginner, Intermediate and Advanced levels. The main presentation is illustrated with the Griffin delta kite, separated dedicated sections are presented for the Flexifoil Kite and the Revolution Kite. The book also includes 3 completely choreographed routines (1 each for individuals, pairs and 4 person teams). Unique stunts for 3 person teams are also shown in diagrams. The suggested retail price is \$14.95 U.S.

Distribution started on 18 December 1993. Internationally available in Norway, Holland, Amsterdam, Australia, Singapore and Puerto Rico.

In the United States the book is currently available at the most popular sources. I choose not to mention any by name so as not to show a preference. Please contact your local kite retailer.

I will be displaying the book and taking orders from retailers at the KTA in January.

Simo, thank you for the inquiry.

I wish for the kite fliers of the world to have smooth winds and safe flying for 1994 (and always of course).

Still learning and sharing

Ron Reich.

Boiled Fruit Cake

Ingredients (part 1)

1 tin crushed pineapple or peaches/apricots (chopped) - save the liquid!
8 oz soft brown sugar
4 oz margarine
12 oz mixed dried fruit

Boil all the above together and simmer for 5 minutes. Leave to cool slightly.
Stir in liquid saved from strained fruit.

Ingredients (part 2)

Sieve together:-

12 oz self-raising flour
1 teaspoon bicarbonate of soda
1 teaspoon mixed spice

Add to mixture and mix well together.

Put into an 8" cake tin.

Cook for 1 hour at 180°C/350°C or gas mark 3.

Many thanks to Chris Lambert (Ruskin Junior School) for this recipe.

I've tried this and it's really yummy - Jane.

Murphy's Laws of Kite Flying

1) The Weather

It is always too hot or too cold for fliers as they get sunburn or frostbite stood out in the elements. If the temperature is right then it must be raining.

2) The Wind

The wind is always too strong or too light except when it is in the wrong direction, thus causing turbulence.

3) Local Events

- a) Your flying arena shall never be more than 50 ft. square.
- b) The time allocated to your display is just enough to set up and put away your equipment, as long as you don't expect to fly! It will also be brought forward at short notice.
- c) Your display area will always be next to horses or birds of prey, which are terrified of anything that moves.

4) Festivals

- a) If the commentator mentions your kite it will promptly fall out of the sky watched by everyone present.
- b) Having spent hours over previous weeks preparing your Rokkaku, when you bow it minutes before the competition one of the spars will always break.

5) On your own

- a) If you arrive at the perfect site, with perfect conditions, with all your kites then your lines and handles will be back at home on the shelf.
- b) Having found the perfect site, all your equipment being with you, you start flying in the middle of a huge space, in less than 5 minutes there will be at least three others within 10 ft. of you all trying to fly in that piece of sky.

Arthur Dibble

Shock, Horror & Embarrassment

1 Paddock Way
Alresford
Hampshire
SO24 9PN


20th January 1994

Dear Janet

Imagine my grief and embarrassment when I received a **RED WARNING**. I cannot fully describe the depth of humiliation, the wave of terrifying nausea which overcame me when the **RED WARNING** arrived. I shall find it difficult to look my fellow kites in the eye. Always there will be the suspicion that they might know. Until the **RED WARNING** arrived, my kiting had always been carefree and gay. Now however, things will never be the same. Perhaps time will bring some superficial healing but the deep wounds will ever be there.

Apart from that, all is well. Please find enclosed £5. Looking forward to the 1994 season and to seeing you again.

Your humble servant.



John Browning

Wonderful Idea for a Present

Superb Fighter Kite Reels

Crafted from the finest materials, these high quality reels are beautifully balanced, the ideal size for manipulating line, made to last a lifetime and to be a pleasure to use and own.

Price: £20

Tel. 0962-734372

**SPECIALIST
STOCKIST OF
KITES**

FLEXIFOIL

SWIFT KITES

RAIR AIR

HIGHFLYERS

GROUND ZERO

FIZZ KITES

**FROM
£5.00 - £250
for all ages and
skill levels**

**MAIL ORDER SERVICE
AVAILABLE**

**Tradewind Kites
6 Harris Arcade
Reading Berks**

TEL 0734 568848

TRADEWIND KITES



COWPAT HILL - The WHKF Journal

Kite Flying Safety Tips

- The NEVERS of Kite Flying
 - Fly a kite in wet or stormy weather, try to keep your kite line dry.
 - Fly a kite near power lines, transmission towers or aerials.
 - Fly a kite with wire or anything metallic in the line.
 - Fly a strong pulling kite without wearing GLOVES.
 - Leave odd bits of flying line etc on the flying site.
 - Fly a kite at over 200 feet*.
 - *Kite festivals may have C.A.A. clearance to fly higher.....ASK!
- The Things to AVOID
 - Motorways, roads, car parks railway lines or buildings.
 - Airfields and low flying air traffic patterns.
 - Members of the public....stunt flyers please take care!
 - Those kite eating trees.
 - Animals, they can be frightened by kites.
 - *Remember...your kites can get really quite lonely up high in the sky, just occasionally, look up and give them a little SMILE.*
 -AND PLEASE, MIND THOSE POWER LINES!

Where the WHKF go to fly their kites

WHITE HORSE KITE FLYERS fly at Barbury Castle Country Park, Wroughton, Swindon, Wilts on the SECOND Sunday of each month

Will YOU be there?

Local WHKF contacts are:

Ron Gunter on: (0793) 770784
Neil Harvey on: (0285) 740295
Arthur Dibble on: (0635) 865976
and
Dave Robinson on: (0793) 824208

The COWPAT HILL Journal

Journal of the White Horse Kite Flyers

Editor: Dave Jones

Club Subscription: £3.00 (One year UK)
(including postage and kite flying insurance)

Whilst every care is taken when compiling this journal the WHKF cannot accept responsibility for any errors or omissions which may occur.