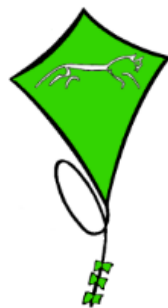


COWPAT HILL



*Journal of the White Horse Kite Flyers
Issue Summer 2018 July – September*

Keep in touch.

Provided you have internet access you can always know what is happening in The Club. The primary source for information is our web site at whkf.org.uk. Here you can find details of events that The Club are attending, photos of previous events and much more.

Then there is the Facebook group “Friends of WHITE Horse Kite Flyers” where you will find what flyers are doing.

There is now also a Facebook page that you can find by going to www.facebook.com/whitehorsekiteflyers/ with information for the public to find us and hopefully come and join in the fun.

We even have a Twitter account @whitehorsekites that never seems to get used.

So why not come and join us somewhere? For further information get in touch with one of your local contacts.

www.whkf.org.uk

Diary Dates

July 2018

8th Barbury Castle club fly-in.

14-15th Leominster

21-22nd Ducklington

August 2018

4/5th Jolly Up 23

4/5th Exmouth

8th Barbury Castle club fly-in.

11/12th Portsmouth

11/12th Teston

25-27th Bognor

September 2018

1/2nd Lytham St. Annes

8/9th Burnham-on-Sea

9th Barbury Castle club fly-in.

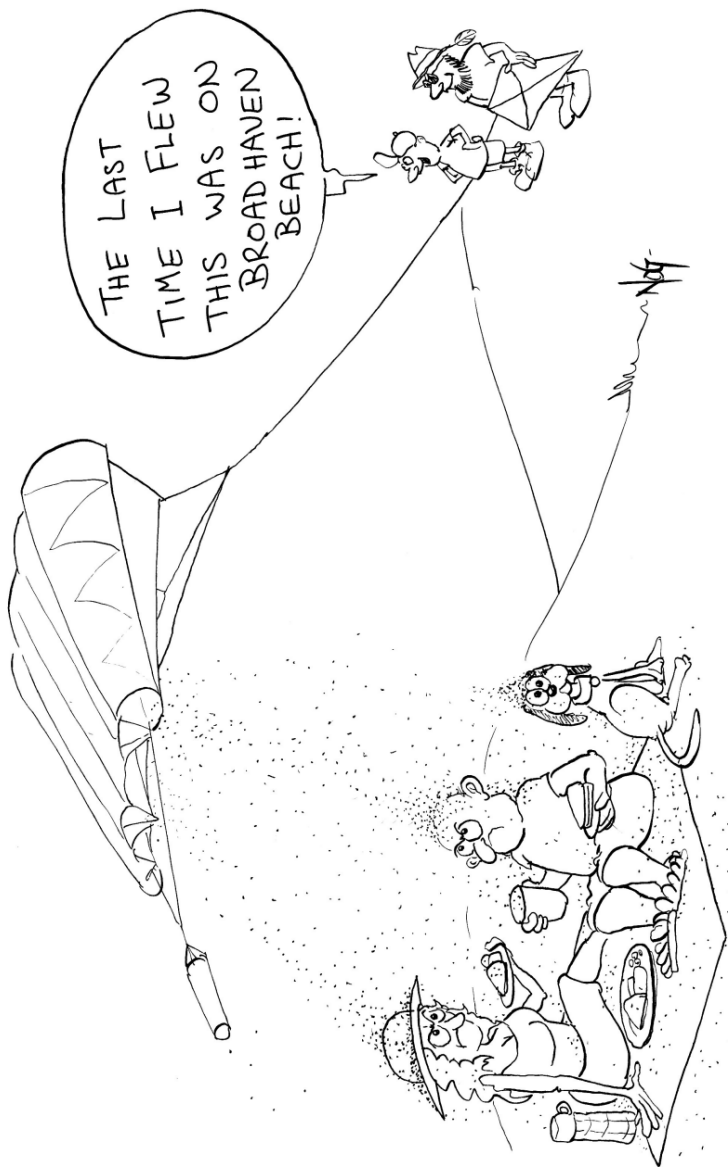
8-16th Dieppe

22/23rd Fun Fly

October 2018

14th Barbury Castle club fly-in.(OSOW)

Dead line for next issue 30 th September 2018



On the occasion of his 70th The Club gave David a pair of cut glass wine glasses to thank him for all his years as Secretary and more recently chairman. It looks as if they are being put to good use.



From our chef

Welcome to another magazine, finally the sun is shining and it's warmed up a treat. Here is a warm chicken salad to enjoy on those nice evenings with a chilled glass of wine 😊

For 2 people

1 chicken breast

Pinch of salt, pepper

Pinch of dried thyme

Splash of olive oil

Mixed salad leaves (of your choice)

Baby plum tomatoes x8

Cucumber ¼ sliced into thin slices

Pepper sliced into thin slices

Grated carrot

Red onion thinly sliced

Olive oil

Balsamic vinegar



Add the salt, pepper and thyme in a bowl with a splash of olive oil, coat the chicken breast in the oil mixture and bake at 200 for 20 mins or until cooked.

Put the salad leaves on a plate top with the rest of the salad ingredients and drizzle over the olive oil and balsamic vinegar

Slice the warm chicken breast and place over the salad and enjoy

For those going it won't be long before we're heading for sunny (fingers crossed) Dieppe I look forward to seeing you there, and if not the Fun Fly just after that, where my valiant kitchen team and I will again be showing how to have a laugh as we stumble through a weekend of cooking fun and kitchen capers lol

See you all soon

Kevin

Robinson's Ramble

Apologies to those of you who had asked me to register you for Dieppe, I had no idea that this year they would have individual forms that all attendees had to complete themselves. I guess this was due to GDPR. Anyway it seems that you all did your forms so all will be OK and I hope you are all looking forward to it, both myself and Janet are looking forward to it, we never tire of going and meeting the people in the hotel we have been staying in since we first travelled there in 1988, we enjoy it so much, and of course meeting up with all of the kite community, some that we only get to meet bi-annually. If you like French food there are plenty of good restaurants in Dieppe.

A photo from 2 years ago, of Cliff Quinn, one of our American members with some children that he made kites with. Cliff not only makes kites at the event, he arranges to go to a couple of primary schools to do workshops. Over the last two events Janet, myself and some other Club members have been to the schools' to help. The schools use this not only to teach the Children about kites, but also an opportunity for the Children to speak some English.



We are in the process of putting together this years Fun Fly, so if you aren't able to get to Dieppe we will look forward to seeing you there. It will be the usual laid back event that we just want you all to come and enjoy yourselves.

If you have ever been to Barbury you will know that there is a toilet block which has always been a blessing, unfortunately all has changed recently, the toilets have been locked! After several calls by Janet, to the guy who is responsible for the site, we have finally got an answer from him. Apparently the water for the toilets comes from a bore hole that has dried up, they cannot give a timescale when they will be able to open them because they cannot afford to sort it out, he told Janet that they cannot put in mobile toilets due to the costs involved!

Regards
David Robinson

The dangers of our hobby.

From the Jerusalem Times: Apr 16, 2018

Palestinians in Gaza flew a kite over the border carrying a fire bomb, which started a fire where it touched down.

The Molotov cocktail-laden kite bearing the colours of the Palestinian flag that landed near a southern Israeli kibbutz on Sunday is not the first effort by Gazan Palestinians to start fires on agricultural land with the fire bombs, Haaretz reported. At least three actually have started fires; one reportedly fell in Gazan territory.

The Gaza-border area Eshkol Regional Council on Sunday released a statement asking residents to be vigilant. "In the last 24 hours, there have been several cases of kite flying with Molotov cocktails from the strip to our territory. In all cases, the bottles fell close to the border and caused fires, without casualties... The public is asked to be alert and to report on any unusual incident of fires in the area."



Note to GOGs; this would not be covered by our insurance.

I have seen further articles that say the Israelis are retaliating by cutting down the kites using drones. It is starting to sound more like a computer game all the time.

Illuminating a Cruikshank Cube.

Having been lucky enough to win one of Bob's glass cubes depicting a Cassanges' ring I felt it needed more of a display than the nice box it came in. Being glass it seemed to lend its self to illumination.

First I found a piece of mahogany about 2cm thick and cut a square of about 9cm. This was sanded smooth and the edges bevelled. I then marked out a central square the size of the base of the cube and drew a line across the centre parallel to one edge. On this line I marked 2 equally spaced points and drilled 5mm diameter holes. The next step was to cut out the square to about 2mm deep using a chisel to keep the edges clean and a router in the middle. On the other side I cut a channel about 7mm wide and deep from one of the holes to the opposite edge.



Now you have to choose the 2 LEDs you want to use, I prefer slow colour changing but you can use any; single colour, flashing or steady. Insert these from the bottom and solder together the long leg of one to the short leg of the other.

Next you have to prepare your power lead. I buy a 1m m/m USB and cut it in half so that I have 2 then carefully strip back about 5cm of insulation, cut off the screen and green and white cores leaving only the red and black. Using your soldering iron strip back about 5mm of the ends of these wires. insulating sleeve up each solder the red wire to the leg and the black wire to the insulating sleeve over the wires in to the everything in place with hot glue. Once it is cool you can sand the base flat.



Sky Chat

This “Sky Chat” is slightly different from usual as it relates to the last two promotion events we have attended. The first was the Boscombe Down Museum at Old Sarum (those who remember their history was a rotten borough) that Don Baggett had us invited to. As most of you know I am a bit of aircraft NUTTER but what a display of aircraft there. This was an Open Day when the friends of the museum invite various groups associated with flying etc. to display their particular interests. Had a great time wandering around sitting and nosing into so many cockpits, talk about a child in a sweet shop it was one of those days and we still had time to promote “The Club”,

Next event we were invited to was the Tenth anniversary of the Westmill Wind Farm (that is the one you can see from Barbury beyond Swindon) of generating wind power. We were given plenty of space to fly in but it was rather a long way from the hub of activities and the toilets, Still we had wind and in the main it stayed dry and “The Club” put on a good display of kites and line laundry and the workshop made over 100 kites, just shows you that the children there made their parents walk more than they would have liked. As I said it stayed mainly dry until we were packing up and we had a heavy shower, just right to get the marquee nice and wet and us. I was lucky that the following days were hot and sunny to dry them all out in. On a footnote I realized that I had lost one of my hearing aids on the way home, so on Monday morning I set off to look for that “Needle in a Haystack” and low and behold after 15 minutes of quartering the field I e-spied the missing aid. It always pays to be optimistic and have a bit of luck as well.

Here is to fair winds and tight lines.

Neil.



KITE-FLYING

CLIMBING TREES

Spotted by Martin Croxton
in The Evening Standard
February 14th

Killjoys!

Town hall plans crackdown on
tree-climbing and 'annoying'
childhood pastimes in its parks

Wandsworth Council are proposing £500 fine for children kite flying, tree climbing or playing cricket in their public parks. These rules are based on guide lines drafted by the Government to "tackle anti-social behaviour" and will be enforced by the Parks Police.

NORTH HANTS KITER'S JOLLY UP 23 on Aug 4th & 5th
2018

Gate open from 12noon on the Friday...

Come and join us for another Jolly Up, and another **FUN** Weekend of Kite Flying for Kite Fliers!

The site is located in the village of Cliddesden, just south of Basingstoke (not far from J6 of the M3).

On-site camping is available from **Friday** midday onwards (£15 per tent/camper for Fri and Sat night, there is a small extra charge for a Sunday night stop-over)

Food will be available in the Marquee on the Friday evening, please order and pay at the bar.

There will be Hot food on the Saturday evening (£8.00 and **please** bring a plate and cutlery where possible!)

As usual we will be doing Jacket Potatoes at lunchtimes over the weekend, and Bacon/Egg rolls will be available on both mornings.

The Auction will be held on the Saturday evening, and any donations gratefully received on the Saturday (*before 4pm please* to give us time to set it all up and Hayley to sit down for a while :-)

There will be a silent Auction on the Sunday.

We will also run the Competition for Garden Produce, which can cover fruit, veg, plants, anything really. Show us what you've been growing, it may win a prize. Rules are minimal and made up on the day!

There is the category for Home Made Hooch again!!

We hope to run the Beer Lift competition, same rules as before.

Roy's Refreshment Tent will be open for Business, normal rules apply..

For further info, please either contact:

Roy on 07778 352825

Colin on 07770 338419

Or e-mail **roy@kitesup.co.uk**

For orders: **hayley@kitesup.co.uk**

You can pre-order your tee-shirt / poloshirt, etc. Please **email Hayley** if interested in doing so.

Please Note: this is NOT a Buggy/Boarding weekend, thank-you.

White Horse Kite Flyers Code of Practice

Always fly safely

Always be considerate to others using the same area be it noise or physical intrusion into their space.

Always fly legally taking in to account all National, Local and CAA restrictions.

Never fly at a height of more than 60m above ground level, in the UK unless a CAA clearance is in force. (as at festivals) IF YOU DON'T KNOW.....ASK.

Never fly a kite in wet or stormy weather. Always try and keep you line dry.

Never fly near power lines, transmission towers or aerals.

Never fly near airfields.

Never fly a kite with anything metallic in the line.

Always when tethering a kite ensure that the ground anchor is suitable (see BKFA report 6 June 06).

Always use a brake line when flying large kites.

Always wear good quality gloves when flying large powerful kites.

Always give priority to domestic animals particularly if they are showing signs of distress.

Always clear up after yourself, especially lines, tails and bits of plastic that could trap, choke or injure domestic animals.

Never fly near kite-eating trees.

Note the use of traction kiting at Barbury Castle is forbidden by law.

Finally remember.....your kites can get really quite lonely up high in the sky; just occasionally, look up and give them a SMILE. It will make you feel better too.

WHITE HORSE KITE FLYERS meet at Barbury Castle country Park on the second Sunday of each month.

Your local contacts are:-

Neil Harvey +44(0)1285 740295 Dave Robinson +44(0)1793 824208

Arthur Dibble +44(0)1635 865976

This issue edited by Arthur Dibble, with contributions from; Dave Cross;

Dave Robinson; Neil Harvey; Kevin Griffiths; Martin Croxton

Subscriptions 12 months from December 1st 2016 £16 (including 4 issues of Cowpat Hill and kiteflying insurance at events). £5 for each additional family member. Personal Liability Insurance £11 per person. COWPAT HILL is the journal of The White Horse Kite Flyers and whilst every care is taken when compiling it, The Club and its officers cannot accept responsibility for any omissions or errors that may occur. Any information printed are the views of the individual submitting them and not necessarily those of The White Horse Kite Flyers Club, its committee or members. Data provided by you will be stored on a Club data base for the purpose of circulating this magazine and other Club information.