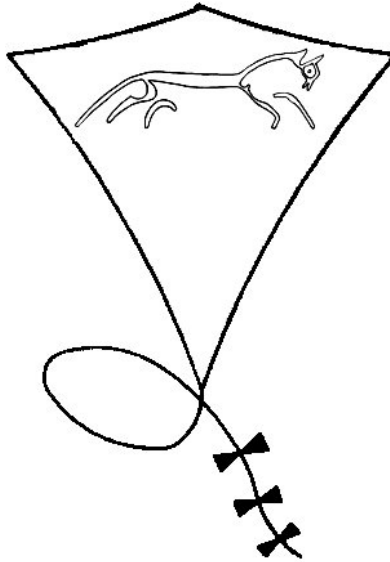


COWPAT HILL

Journal of the White Horse Kite Fliers

Summer 2014 July - September



Sorry about the editing and production issues last time. We now have that sorted. If you did choose to move to an electronic only Cowpat, it would save the club a significant amount of money and you get full colour. I'd like to thank the contributors, but really do need more material. I don't get to many events other than Barbary so I'm relying on others on event reports.

All contributions very welcome, email them across at andrewrumming@me.com.

Andy

www.whkf.org.uk info@whkf.org.uk

Diary Dates

July

- 12/13 Brighton
- 12/13th Barmouth
- 13th Barbury Castle
- 19/20th Ducklington {Workshop,Display}
- 19/20th Leominster (Contact Karl & Sara Longbottom)
- 26/27th Dunstable
- 26/26th Lytham St. Ann's

August


- 2/3rd North Hants Kites Jolly-Up
- 2/3rd Malmesbury
- 9/10th Teston Bridge
- 9/10th Shropshire Kite Festival.
- 10th Barbury Castle
- Vintage Kite Meet, Shipley Country Park
- 23/25th Portsmouth
- Bristol CANCELLED

September

- 6th Chalfont St Giles Show. (contact Alan Potheary)
- 7th Barbury Castle
- 6th - 14th Dieppe France

27/28th Fun Fly Lechlade.

Three steps forward, three steps back.....



A few words from the Chairman

Good News - Bad News

At our committee meeting in May the cost of insurance was discussed as we have just received the quotation for the next year. This was reviewed along with basic overheads for The Club. We have also been informed that insurers will no longer be prepared to insure individual clubs but prefer to go via the governing body (in our case The BKFA). Due to rising costs falling membership and fewer workshops we cannot balance the books at current rates.

At the AGM in 2007 the members gave the committee a mandate to allow them to change the membership fee from the next AGM due to insurance increases. This was re-confirmed at the AGMs in 2010 and 2011. To overcome these problems the committee has decided that as from the 2014 AGM the following changes will be made:-

The cost will be reduced to £12.00 for a family membership of up to 2 adults and 4 children (under the age of 16 on 1st January at the end of their membership year) resident at the same address. This will now NOT include insurance and any named member requiring this will be charged at the BKFA rate +£0.50 (ie. £11.00 in 2014, allowing for postage/admin).

Membership to run from 1st January for 12 months and fees to be paid by this date. Any one paying after this time may have a reduced membership but insurance will be paid in full.

Insurance will run from 1st January or 1st July.

Committee members who have in the past received honorariums at the AGM have agreed that in future they will not accept these. The PO Box number has also been discontinued so all correspondence should now be electronic or to personal mail addresses. The other saving we have had to make is to discontinue the insurance for the club trailer. Provided there are no other unforeseen increase in costs these measures should mean that The Club can continue and stage events such as the Fun Fly and Workshops.

We would like to apologise for this but unfortunately we are left with no alternative if we are to survive. Any member not taking out the above insurance is still welcome at Club events and to use Club equipment and facilities but will do so entirely at their own risk.

A.R.Dibble

(Chairman)

pp. The Committee

Deadline for next issue of Cowpat Hill

30th September 2014

ROBINSON'S RAMBLE

Elsewhere in this edition you will read some important changes that will be happening to the club's insurance, these changes are vital for the wellbeing of the club, they are mainly brought on by a drop in membership. In the heyday of kite flying we had 180 members, at the present moment we are down to 65, this obviously means a large drop in membership revenue, hence the problems with the insurance. The fees are the same regardless of membership numbers!

Another thing we have done to help the finances is to cancel the Club's PO Box number, this had risen to over £300 and we only received about 40 letters a year. If you want to post anything to the club, please send it to our address at 61 Bridge End Road, Swindon, SN3 4PD.

Don't forget if you want to be included on the Club's list for flying at Dieppe this year, please let me know ASAP, the list has to be returned to the authorities in Dieppe by mid August. Inclusion on the list covers you for insurance whilst flying.

The Club was invited back to the Bedford Kite Festival again this year, to do a Children's Kite Workshop. We made about 140 kites, which is great for the club's finances! If you know of any events that would like the club to do a Children's workshop, please pass their details to us to follow up.

Janet & me are going to this year's AKA Convention, which this year is being held at Kitty Hawk, North Carolina. We decided to do this because of the venue; we couldn't pass up the opportunity to visit the area where the Wright Brothers made their inaugural flight. The other reason was reading about it in the AKA magazine it told about the fantastic scenery of the Outer Banks area. Due to this we will only be at the Fun Fly on the Saturday, we fly out on Sunday.

David Robinson

Warning on kites

NORTH SWINDON: Police have issued a warning not to fly kites near to power lines after officers were called to Mouldon Hill yesterday morning with reports of a kite tangled in 30,000-volt wires. The kite's nylon wire was long enough that if the wind had dropped it could have made contact with the ground or anyone walking underneath. Police cordoned the area off before retrieving it.

Lets hope that this item from our local paper, wasn't one of our club kites, however, if it was at least the warning about this sort of problem is well documented on the kite.

Broad Haven 2014.

There was a small kite event at Broad Haven in Pembrokeshire at the beginning of May this year (2014) organised by the Midland Kite Flyers.

Martin Croxton and Phil Scarfe travelled on Friday 2nd May, because of a hospital appointment I (Doug Jones) arrived on Saturday 3rd May. Broad Haven is one of those beaches where the tide seems to be out longer than it is in. When the tide is out there is a 150 metre wide strip of good flying area. When the tide comes in it is when you retire to The Galleon for food and drink. On the Saturday and Sunday we flew kites on the beach. Martin spent his time flying parafoils with line garbage while Phil flew a couple of modified smaller Mega Deltas and a flowform with flames. I flew a rokakku with my name on it, my vanity knows no bounds, along with a couple of Ralf Mazerski kites. On Monday we went to fly at a small garden and art centre some 3 or 4 miles away from Broad Haven. The wind was strong and gusty and almost impossible, but Martin managed to fly a very small parafoil all day while he attempted to fly a flames parafoil which crashed every so often just like everyone else who was flying there that day. I flew a small flames kite that I won in a White Horse raffle. Despite the two 30 foot tails it roamed all over the place and kept crashing..

On Tuesday it was going home time after a pleasant weekend of kite flying.



Broad Haven by Doug Jones

**NORTH HANTS KITER'S JOLLY UP15 on Aug 2nd &
3rd 2014**

Gate open from 12noon on the Friday...

Come and join us for another Jolly Up, and another FUN Weekend of Kite Flying for Kite Fliers!

The site is located in the village of Cliddesden, just south of Basingstoke (not far from J6 of the M3).

On site camping is available from Friday midday onwards (£8 per tent/camper for Fri and Sat evening).

The Saturday evening BBQ works well, so we will doing the same format. tickets available on the weekend (£7.00 and please bring your plate and cutlery where possible!!)

We will be doing Jacket Potatoes at lunchtimes, and Bacon rolls will be available both mornings.

The Auction will be held on the Saturday evening, and any donations gratefully received before or on the Saturday (*before 4pm please* to give us time to set it all up and Hayley to sit down for a bit :-)

We will also run the Competition for Garden Produce, which can cover fruit, veg, plants, anything really. Show us what you've been growing, it may win a prize. Rules are minimal and made up on the day!

There is the category for Home Made Hooch again!!

Roy Martin's Sled competition will take place (to contact him directly please)

We hope to run the Beer Lift competition, same rules as before.

Roy's Refreshment Tent will be open for Business, normal rules apply..

For further info, please either contact:

Roy on 07778 352825

Colin on 07770 338419

Or e-mail roy@kitesup.co.uk

You can pre-order your tee-shirt / poloshirt, etc just email if interested in doing so.

Please Note: this is NOT a Buggy/Boarding weekend, thank-you.

Barbary Castle 2nd Sunday Fly in, June 2014



David Rumming flying his mini octopus (with help from mum)
Dave Cross and his flow form, turtles and legs.

Puzzle Corner (31)

Again, as last time I messed up the formatting meaning you couldn't solve puzzles 1 and 2. Sorry John! The Editor.

1. In memoriam : LCM VKZZ – I ZCBKZA QIM.

(Monoalphabetic substitution)

2. Can you use these pieces to make **two** regular pentagons ?



3. A kiter described his collection: “Three aren't Deltas, three aren't Rokkakus and four aren't Fighters”. What does he have in his collection ?

4. S was on one end. P was somewhere to the left of B, R was third from the right,

P was between F and L and D was directly to the left of L. Who was where in the line?

Did you know that if you were accompanying a very, very fast muon, it would only last for a couple of microseconds but if you were looking from outside, it would last much longer ?

Answers to

john@johnbrowning.net.

Skychat

Now we are in mid-season for the Festivals and the weather has been pretty good so far and that is a change. I have done three Kite Workshops up to now and had a good time at all of them and raised some funds for the Club. In previous years, especially in the early days of the Club this was the way we raised most of the monies in the funds. In later years this has diminished and this is the main reason that funds are getting tight. I know that I do not want nor cannot do as many events as in those days. Most week-ends we were at small events around the area and I also did many classes for schools, scouts and guides plus other groups and talks to a wide range of adult groups. These were very enjoyable and I gained a lot of knowledge from these groups. Now if every member could get just one workshop each in a year it would swell the Club's coffers,

not that I would want or could do that many workshops now. If we did manage to fit in more workshops you as members would benefit from the extra revenues. Can't be bad?

As a Club we must thank Arthur and David for all the hard work that they are doing to set the Club's finances on steady keel. I know that they both have spent hours trying to find ways to cut our costs and not diminish the Club's status. Very many thanks to you both.

All there is to say is "to hope for fine winds and tight lines" and hope that Andrew is not to annoyed with me for being late with this article.

Neil.

WHAT KNOT? part 2

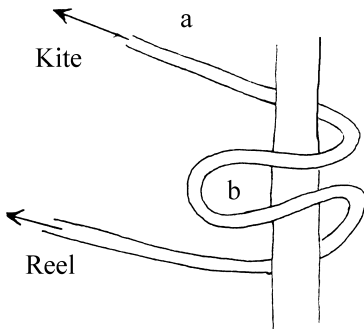
All kite makers and flyers use knots. We use the ones we know and most of us know that there are some knots which could be quicker or easier or safer or more elegant or more easily undone than the ones we sometimes use. We know this because we botch and tie the most horrible tangles to be quick and "Who wants to be fiddling about when the most important thing is to have your kite up and flying, anyway?"

I would like to make some suggestions, pass on some knots which may be useful and invite others to share theirs. Here are some which I have found useful:

When you have your kite aloft and your reel in your hand and then want a secure but quick-release hitch, try the.....

MULTI - HIGHWAYMAN'S HITCH

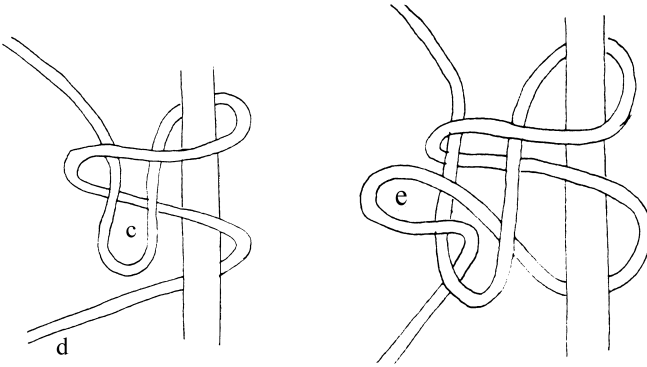
1. Take a loop in the line. Pass the loop around the post, tree, &tc



2. Take a loop in (a) and pass it through loop (b) to form loop (c).

3. Take a loop in (d) and pass it through loop (c)

So far, this is the straight Highwayman's Hitch. It can work well on a round post, but it is not secure on a square section post.

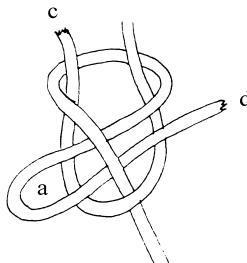
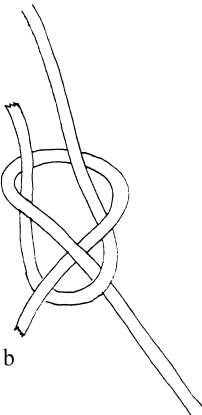


So take another loop on the kite side and push it through the last loop (e) and again take a loop on the reel side and push through the last loop. You can keep going for ever, but make sure the last loop is taken on the reel side. Leave enough line on the reel side to allow the reel to sit on the ground. The quick release -and it is very quick - is by pulling the line on the reel side.. Just what you may need if a quick reaction is needed. The lovely thing about this hitch is that it is quick, easy and saves you having to pass the reel around anything. Try it on a table leg and see how useful it can be.

To tie two ends together securely, then for most purposes, a **SHEET BEND** is best: If you slip it by

putting a loop (a) through instead of the end

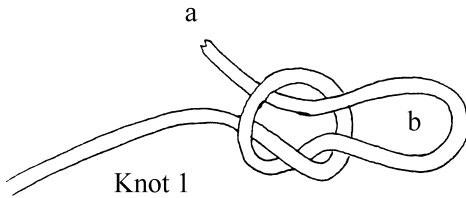
(b)



you have a **SLIPPED SHEET BEND** which is the same as the Tiller Hitch except that the end (c) is free.
Pull (d) and you spill the knot.

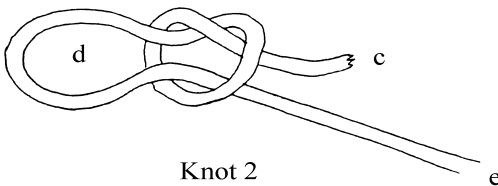
If the lines to be joined are thin and slippery and you want quick release, try the.....

SLIPPED LOOP - OVER - LOOP



1. Tie one slip knot with the short end (a) as shown.
Tighten the knot, leaving (b) open.

2. In the other piece of line, tie a slip knot with the short end (c) as shown.



3. Slip loop (d) over all of knot 1 and pull on (e) to tighten knot 2 behind knot 1.

To release, pull (a) to spill knot 1, slide off knot 2, pull (c) to spill knot 2 and Hey Presto !

I have used this with nylon fishing line and it has never let me down. It seems a bit laborious to tie, but it is only two simple slip knots and they can be tied very quickly. Try it.

Night Flying

For many years kite flyers have put lights on their kites at night. In the early days it was mainly using glow sticks or hanging small torches from the kite or line. The Japanese of course used paper lanterns with candles but I can only assume these suffered from the inherent problems of live flames. Some more adventurous flyers tried filament lamps wired together. The problem with all of these was always the weight especially the battery. The other problem was getting enough brightness to be seen at any height.

There were some nice little tricks like the modified flash unit out of a disposable camera provided you were adept with a soldering iron and could get hold of the components required. This was covered in the Autumn 2007 issue that can be found on our web site.

Another solution was little individual LED with some hearing aid batteries mounted in a tube with a very strong magnet at the end that could be attached to the sail by putting the keeper plate behind the material. These tended to fall off and the batteries, 3 in each unit, were expensive to replace if you had several on the kite.

Advances in battery and LED technology have made things much easier now. Strips of 300 LEDs along 5m of waterproof self adhesive tapes are now easy to get on Ebay in a large range of colours and these powered from a LiPo battery can produce a light weight bright display that runs for a good duration. Cost of a battery and charger does not come cheap but you get a lot of recharge cycles out of a pack. Even more recently these strips have come with Red, Green and Blue LEDs controlled by a small processor unit that weighs virtually nothing and can be used to select colours and sequences via an IR remote control unit. The Club are currently experimenting with these in windsocks.

Of course the Chinese have got in on the act and now produce a delta kite with LEDs fixed to the kite and wired back to a central processor and battery and these produce some very spectacular light displays. At Basingstoke this year 8 of them were being flown at the same time giving a brilliant show.

A system that is starting to become popular is the use of electro-luminescent wire that can be formed in to any shape and again comes in a large range of colours. Using these you can "draw" pictures on any kite. The only problem with these is that they require a higher voltage AC supply so have to have a dedicated supply usually self contained with 2 AA batteries. These EL wires can also be used very effectively to add displays to your clothing when night flying.

If you want details of web sites for any of these bits or have any other useful tips please feel free to contact me.

Arthur

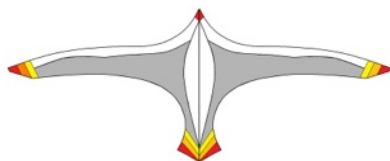
Lutz & Lotte Treczoks Kite Workshop

Cliddesden Village Hall, March 7th and 8th 2015

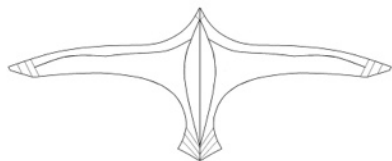
This is not a beginners class!

Attention all interested parties-Roy of Kites Up will be organising a workshop at the Cliddesden Village Hall, on the above dates, on behalf of Lutz and Lotte Treczoks. It will be over two days-stopping for lunch (for a small donation) at the Hall,

There are 20 places, on a first come first served basis. A deposit is required in advance to ensure we cover costs. There will be a kit to work from, you just need to bring a sewing machine (plus the usual bits and pieces-scissors, pencil, stitch ripper, etc, as per usual). Colours can be chosen through Lotte and Lutz, and I will supply the contact details when a place is booked.



We're not far from the Kites Up chapel, so anything forgotten could be within reach!



Given time (and weather!) we hope to fly them later in the day on the Sunday, so please bring flying line, or add £10 to the cost for it to be supplied (**please let me know if this is the case**)

The cost for the workshop is £110.00 per head, of which £60.00 will be required as a deposit.

(This kite has a 4m wingspan, and the bag for it is being supplied)

.....

Booking form

Bird Kite workshop, March 7th & 8th 2015, at Cliddesden Village Hall.

Total £ 110.00

Deposit of £ 60.00 required to secure place.

NAME:.....

ADDRESS.....

PHONE.....

Please make this payable direct-contact me for details, at info@kitesup.co.uk thanks-or can be by card if preferred

WHITE HORSE KITE FLYERS CODE OF PRACTICE

Always fly safely.

Always be considerate to others using the same area be it noise or physical intrusion into their space.

Always fly legally taking in to account all national, local and CAA restrictions and by-laws.

Never fly at a height of more than 60m above ground level, in the UK unless a CAA clearance is in force (as at kite festivals). If you don't know what the clearance is ASK!

Never fly a kite in wet or stormy weather. Always try and keep your line dry.

Never fly a kite near power lines, transmission towers or aerials.

Never fly near Motorways, roads, car parks or railways.

Never fly near airfields.

Never fly a kite with anything metallic in the line.

When tethering a kite ensure that the ground anchor is suitable (see BKFA report 6 June 06).

When flying large kites always use a brake line.

Always wear good quality gloves when flying large powerful kites.

Always give priority to domestic animals particularly if they are showing signs of distress.

Always clear up after yourself, especially lines, tails and bits of plastic that could trap, choke or injure domestic or wild animals. If you see dangerous rubbish left by others clear it up or report it.

Never fly near those kite-eating trees.

NOTE: The use of traction kiting at Barbury Castle is forbidden by law.

Finally remember.....your kites can get really quite lonely up high in the sky; just occasionally, look up and give them a SMILE. It will make you feel better too.

WHITE HORSE KITE FLYERS meet at Barbury Castle Country Park on the second Sunday of each month.

Your local contacts are: -

Neil Harvey +44(0)1285 740295 Arthur Dibble +44(0)1635 865976

Dave Robinson +44(0)1793 824208

This issue edited by Andy Rimming, contributors this issue: Arthur Dibble, Neil Harvey, Dave Robinson, Doug Jones, John Browning, Nog

Subscription 12 months family membership from January 1st £12 (including 4 issues of Cowpat Hill). Personal Liability Insurance £11 per person.

COWPAT HILL is the journal of The White Horse Kite Flyers and whilst every care is taken when compiling it, The Club and it's officers cannot accept responsibility for any omissions or errors that may occur. Any information printed are the views of the individual submitting them and not necessarily those of The White Horse Kite Flyers Club, its committee or its members.