


# Cowpat Hill

Journal of  
The White Horse Kite Flyers  
Issue: Summer 2013  
July ----- September



I am not alone! I was sorry to see that Aerodyne (News letter for Brighton Kite Flyers) is having the same problems as we are in getting articles to print and are therefore considering giving up. As they say it is the age of high-speed electronic communication that is partly to blame.

With four weeks to go all I had was front and back covers and the dates page so I started putting pen to paper but probably wrote even more emails to try and get something to fill these pages. You don't have to wait until the dead line, the earlier the better.

Previous editors have managed 7 to 8 years but unless a bit more is forthcoming the next issue will be my last after just  $4\frac{1}{2}$  years, so please either send something to print or offer to take over as editor.

The earliest copy of the "News Sheet" that I have been able to locate was from April 1990, Volume 1 issue 3 and this was just a single side of A4 that was issue monthly. So that I can complete our records I would love to obtain/borrow copies of the first 2 issues. Can you help? These were titled White Horse Kite Flyers and only became "Cowpat Hill" at issue 3. By issue 4 it was double sided and in the October of that year my first article appeared. Since then has it been all down hill until we get to this sorry point where we might also have to give up? I hope not.

WHITE HORSE KITE FLYERS

PO BOX 585

SWINDON

SN3 4YR

[www.whkf.org.uk](http://www.whkf.org.uk)

[info@whkf.org.uk](mailto:info@whkf.org.uk)

# DIARY DATES

W = Workshop, D = Display, T = Teddy bears

## July

14<sup>th</sup> Barbury Castle  
13/14<sup>th</sup> Brighton  
13/134<sup>th</sup> Barmouth  
20/21<sup>st</sup> Beresford Hall  
20/21<sup>st</sup> Malmesbury  
27/28<sup>th</sup> Dunstable Downs  
27/28<sup>th</sup> Golden Valley "Kite Kamp"

## August

3/4<sup>th</sup> Jolly Up 13  
4<sup>th</sup> Shipley Park Vintage meet.  
10/11<sup>th</sup> Teston Bridge  
11<sup>th</sup> Barbury Castle  
24/26<sup>th</sup> Portsmouth  
31 - 1/9 Bristol

## September

8<sup>th</sup> Barbury Castle  
15<sup>th</sup> Eggardon Kite Festival  
28/29<sup>th</sup> Fun Fly

## October

5/6<sup>th</sup> Workshop  
13<sup>th</sup> Barbury Castle OSOW

## November


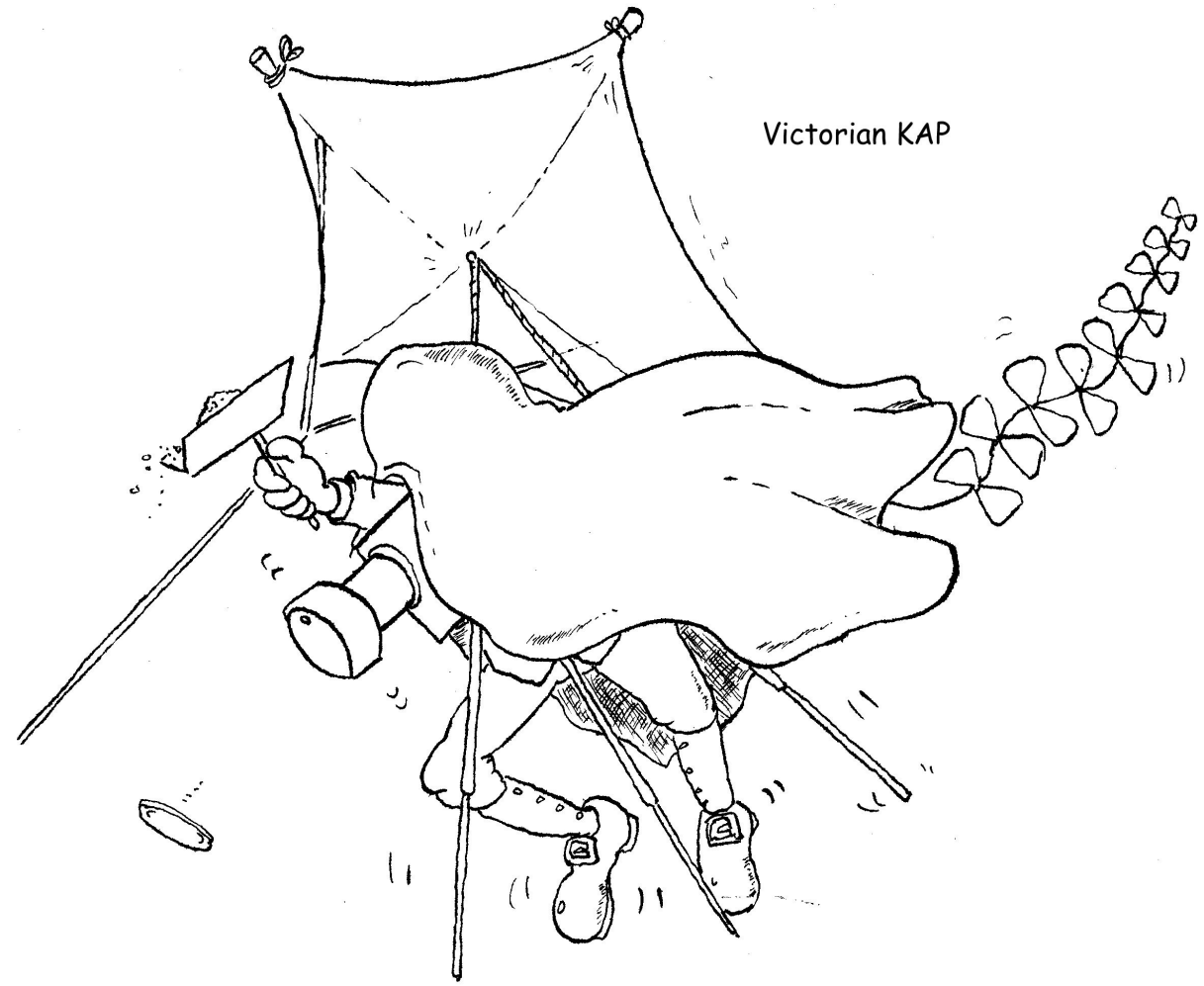
10<sup>th</sup> Barbury Castle  
24<sup>th</sup> AGM

IF YOU HAVE ANY DATES PLEASE LET US KNOW SO THAT THEY CAN BE ADDED TO THIS LIST

For other dates please go to <http://www.kitecalendar.co.uk/>

DEAD-LINE FOR NEXT ISSUE 29<sup>th</sup> September 2013

Victorian KAP



## Postcards from the Hedge (2)

### Tails of the Unexpected from a White Horse Virgin

#### One string better than two strings?

So having stumbled across the Portsmouth Kite Festival one August Bank Holiday weekend, I clearly needed to give this single line thing a go. The question was: Where to start.

Isn't the internet a wonderful thing? Not only did it immediately throw up an extensive list of Kite Shops ... in America and New Zealand ...but it also provided a list of clubs, one of which (WHKF of course) even appeared to be quite local. A swift and friendly email conversation with Arthur provided a location (Barbury Castle) and a target date (second Sunday in September); now all I needed was a kite....

Still, how difficult can it be to buy a single line kite, line and stake? More challenging than you would think if your recent kite flying past consists of unpacking a Benson (which came with lines) and flying it in any weather. The style of kite wasn't too difficult since a sled seemed a good solution: "easy to fly" and "stable" said the adverts. However, the adverts also had comments like:

...only for the experienced flyer...

...creates very strong pull...

...400 lb line recommended (isn't that what they used to land Jaws?)

Strangely, these words were attached irrespective of whether it was a 1.0 or a 9.0XXL sled.

I decided not to worry since, in my line of work, an experienced is defined as: Knows someone who's done it once. Equally I reckon "very strong pull" only applies if it's windy so that's OK too. An extensive knowledge of mechanical engineering led me to deduce that 400 lbs is approximately 200kg (close enough for government work). Consequently, a swift venture online and with the help of "special offer" I found myself the proud owner of 1.7 and 3.0 sleds ("coward" I hear you cry!)

Experience: that thing you get just after you needed it.

So the first problem was the ~~string~~ line came without ready made knots (in 40 years of kite flying I'd mastered the only knot I ever needed – the lark's head). A swift search on You Tube for knot demonstrations fixed this (some of these people should get out more!) and I was soon flying on my local sports field in light winds (when nobody was looking). Sorted – or so I thought.

Problem was I then tried again at a kite festival (prior to joining WHKF) in what turned out to be "quite a strong" wind (sorry don't know what that is in the Beaufort scale). Luckily my natural caution meant that I was hidden in a corner well out of the way of other flyers and the public when the 1.7 sled crashed at not inconsiderable velocity and then swung through an arc on the ground as the wind buffeted it. It seemed like an excellent mechanism for harvesting toddlers but probably wasn't quite what I was aiming for. I clearly still had lots to learn ....

T.O.M.

...next time: what I need is a tail or two or three.....

Back with us after a short break

## Puzzle Corner (28)



1. A Limerick:

$x-b$   
 $+y-c$   
(where  $b=7$   
 $c=11$ )  
173                      find  $x$  and  $y$

2. If I join the police as a constable, how many promotions would get me to Chief Superintendent?

3. Break a 40kg stone into 4 bits with which you can weigh every whole number weight from 1 to 40kg

4. What is the smallest weight of £1.33 in grams ?

*I went to the local ramblers AGM. The speakers just went on and on.*

Answers to [john@johnbrowning.net](mailto:john@johnbrowning.net).

*Good News: The FTSE is up !. Bad news: the PSE is down ! (or vice versa)*

## ROBINSON'S RAMBLE

Some news about the club's personal insurance! I arranged a policy three years ago to run alongside the club insurance, this was to cover members whilst flying alone away from any club activity, the club's insurance only covers you when on a sanctioned club activity, about thirty members took this insurance for an extra fee of £9.50. It came as a great surprise when we contacted our insurers (Zurich) for this years premium, only to be told that they couldn't cover our personal insurance anymore and they should never have offered this type of insurance to us in the first place because they aren't licensed for this type of policy. I informed Arthur of this problem and he in turn contacted Jerry Swift of the BKFA who run a similar policy to ours, Jerry said he would be glad to cover our members, so luckily we can carry on with this cover. The price has risen to £11 for most types of kite flying, or £15 if you fly power kites, (buggying etc.) All of the members of the original policy have been informed of this, the policy with BKFA will commence from the 1<sup>st</sup> of July so if you would like to take out a personal policy with a £5.000.000 cover, please contact me.

Not many months until the Fun-Fly, which I am really looking forward to, I personally enjoy these sort of events more than Festivals, they are just for kite flyers who come together to enjoy their kite-flying in a relaxed atmosphere, they are also much easier to organise than a festival due to not having to worry about health & safety too much. Lets hope we don't get the amount of rain that we had running up to last year's event, I want a kite event not a Mud Fest!

The weekend after the fun-fly is the club workshop at St. Josephs College, if you don't already know, this year we have Linda Sanders from Australia, who will be teaching banner making, I have to thank Arthur for all of the work he has put into the "nuts & bolts" of this workshop, it's a good job he is retired because I know that there have been several days where he has worked on it all day!

I love finding good second-hand bookshops who have good quality books, of course I always look for Kite Books, one good source is Boys Own Annuals, lots of them have articles about kites, especially ethnic kites and articles about Pocock's work with kites pulling carriages, I was recently in a very good second-hand book shop that had a copy of Gulliver's Travels, with illustrations by Sir Arthur Rackham, if any of you know this book you will know that it has a fantastic illustration of Children flying a pear-top kite, this was one of the old books that had the pictures stuck to a thick piece of card. I thought here goes; I must get it, until I checked the price, £275, yes it was a first edition (second impression) the guy in the shop said it was only this **cheap!** Due to two plates missing!

Dave Robinson

## “Why Matisse?”

Some of you have seen my latest Genki with the Matisse designs on it and some of you even followed it's building on Facebook. Several people have asked the question “Why Matisse?”

Many years ago when there was a convention associated with the Weymouth festival (or it may have been Portsmouth) I attended two talks on appliqué, one by Randy Tom and the other I believe was Ron Gibian. Their work was incredible and I was so intrigued I had to have a try myself. By now I had also seen the work of Baz Poulter on things like the Highwaymen's banner. I had a reasonably successful attempt using a dragon design that was available with early Microsoft.

I was pleased with the result but the thing that struck me was that after all this work, when the kite was flying no one could see the detail and what I was interested in was making kites that fly, not ones that are better suited to hanging on a wall to be admired. If I wanted to do that I would have taken up tapestry.

Large bold areas of colour are what can be seen when the kite is doing what it is meant to do, ie flying. Now there is no way I can claim to be an artist (I'm sure some of you will suggest one) or have any interest in classic art but one day I was walking along, minding my own business when I passed a post card stand with arty cards in it and one of them stood out. I stopped and noted what the picture was. Back home I fired up the PC and “Googled” Matisse and looked at the images and there was the picture I had seen as part of a series. These were quickly downloaded as small (about 200x200px) .jpg files.

The next decision was what kite to make and how to use these pictures. Last year at the Black Sea festival I had been impressed by the low wind performance of a large Genki so I looked for some plans and found Mike Dalmer's version on kitebuilder.com. I did an outline drawing of this and tried pasting various of the pictures in to see what worked then added the name in what I thought was a suitable font. Using my own version of the plans I made the three sections and scaled up the pictures using a digital projector and drawing round the image on the ripstop with a pen.

I use the technique of a double layer of material and then cutting away the back and the front after sewing to do the appliqué work. Now it was just a case of putting the whole thing together, a few sticks, some bits of string and chucking the lot in to the air. I have to say it myself; I was delighted. My nearest field is surrounded by houses and trees and the wind is all over the place but I worked the kite up until it was above the obstructions when it picked up the wind and flew at a neck breaking angle.

The graphics, well you must make up your own mind when you see it flying. It does what I set out to achieve and you can still see what it is even at 200ft up and you can't see my rubbish sewing.

What is next? Matisse did a very similar picture of a cat and I am considering a large roller. In his huge repertoire he did many simple pictures that would make excellent kite designs so who knows what will inspire me?

Arthur

## Another time, another place.

### Barmouth

Each year I like to try and attend a festival that I haven't been to before and now, being retired I have a bit more chance. This year I decided to try Barmouth on the Welsh coast. This is a magnificent area on the edge of Snowdonia and so that we could make a bit of a holiday of it we headed out on the Thursday and travelled up via a cross country route taking in some of the glorious scenery.

Barmouth it's self is a great venue with masses of sandy beach to fly on and must be fantastic in good weather. As usual though we had chosen the time when it was not so good. On Saturday morning I left Ann in the B&B and drove the short distance along the front to the flying site. There was plenty of parking spaces and no one seemed to be buying tickets so I followed suit. After a while a few other cars had arrived with flyers and once it had dried up for a time, we got out and said the usual hellos. A few small kites were put in the air and a couple of bolles appeared on the beach. Everything went OK, ducking back in to the cars as showers came through, but then a sudden squall hit us with out much warning. I saw one of the bolles flash across the beach, ending up in one of the palm trees that line the prom but the most amazing thing was to see the other going down the beach towing a bag with about a ton of sand. This was being pursued by Wayne who was making negative progress. The chase ended when it caught on an access hand rail. Sadly I understand that we are unlikely to see this bolle again as the material was getting old any way and most of the panels got damaged.

Sunday the weather was even worse and virtually nothing was flown so the high light of the day's display was a practice launch of the lifeboat. This must have been a disappointing weekend for the organisers especially since the previous weekend had been glorious. I can thoroughly recommend this event and will try and get to one of the summer ones another time, but it is a long drive from our part of the country.

### Weston

I never got to Weston festival in its previous incarnation so when we received an invitation and several of our members express an interest I started looking at accommodation. The event is held on the beach close to the Seaquarium and the council had agreed some free parking on the beach for flyers. There is loads of accommodation available in very close proximity including a Premier overlooking the beach, just have a look on Google and then check prices for the dates as they vary enormously. If you don't mind a 5 minute drive you can get some reasonable deals but do make sure your satnav is up to date with the changes to the sea front.

You can ask very little more from a beach site with toilets and cafes very close. There is a lot of room particularly if you don't want to fly in the arenas. Two were set up for display and single lines and you could park along side the latter. It is a beautiful sandy beach and some sand bags had been filled to use as anchors even if some were in an odd place considering the wind direction. There were a few trade stands and a hog roast on the beach and only a few hundred yards to other facilities in the town.

The view across the Bristol Channel via Steep Holm to South Wales is stunning. Add to this that it was warm, brilliant sunshine it left very little to be desired. Just one problem; the wind. Saturday gusting up around 35mph and then Sunday you never knew what to expect. If you could keep a display in the air for 10 minutes you were doing well. Martin worked exceedingly hard trying the Fish, then new Hagaman set, and then the big spin socks. What a display that would have been if only they had stayed up.

If we ever get a day when kite flyers are happy about the venue, the weather and the wind it will be a miracle but when all is said and done this was a very enjoyable event. The organisers and the council were saying that they want it to continue and I for one will be looking out for it next year.

Arthur.



## STUART'S FAMOUS BEER CHILLI

When I say this is my Famous Beer Chilli Recipe what I mean is that it s my Chilli Recipe and one of the ingredients is some famous beer.

Here's what you need as ingredients:

450g of lean steak mince or half steak mince and half pork mince  
(More authentically, use finely chopped steak and pork shoulder)  
A crown capped bottle of some famous bitter, NOT lager. Last version used Hobgoblin.  
(Make that a big bottle).  
A tin of chopped tomatoes, or a tin of whole tomatoes and chop them in the tin, I won't tell.  
A tin of red kidney beans.  
2 cloves of garlic, peeled.  
2 medium white onions. Not red ones. Finely chopped.  
A carrot, grated.  
A decent glug of olive oil.  
Ground Sea Salt.  
Ground black pepper.  
1.5 teaspoons of Hot smoked paprika (comes in a red tin).  
0.5 teaspoon of Ground White pepper.  
1 teaspoon of Chopped red chillis, or two if you don't want to taste anything else.  
1 teaspoon Ground Cumin  
0.5 teaspoon Ground Fenugreek  
0.5 teaspoon Ground Coriander seed  
Chopped Oregano and chopped coriander leaf, about a teaspoon of each.  
2 squares of dark chocolate  
A pinch of sugar.  
A Knorr Rich Beef Stock Pot thingy.

Combine the ingredients as follows:

Soften the chopped onions in the olive oil on a medium heat stirring occasionally to avoid burning.  
Meanwhile crush the garlic on the top. When the onions are approaching golden, add the grated carrot and then the meat. Turn up the heat to colour the meat, we aren't trying to cook it through yet so avoid it going brown, it will become tough if you do so.  
If you are finicky about such things, drain off most of the fat. If you bought lean meat as instructed, you may accept your flavour destiny without concern.  
Now pour in enough of the beer to cover the meat. The beer will froth up as it hits the heat. Console yourself by sipping the remaining beer.  
When the froth has died down, add the stock pot **DON'T ADD WATER**.  
Pour in the chopped tomatoes and their juice.  
Add the spices and herbs, the pinch of sugar, and eyeball an amount of salt and black pepper to season.  
Add the chillis :0)  
Bring to a nearly boil then turn back down to a gentle simmer and cover for 15 mins, stirring occasionally.  
After 15 mins, drain and rinse the kidney beans and add to the pot, stir in and cover for another 20 mins. Everything should still be looking quite wet.  
Uncover, add the chocolate and stir through. Continue to simmer uncovered, stirring occasionally whilst the liquid reduces until the chilli is at the right consistency. I think chilli should stick to the bowl.  
Serve with boiled rice or chips or a baked potato or some corn tortilla chips, and more of the beer. Serves 2-3 depending on appetite.

Enjoy  
Stuart

## Skychat

My how time flies bye, it seems like it was only yesterday that Arthur was chasing me for last "Cowpat" and it is time for another one. I am sorry to say that I have not been as active as I would have liked to be this year so far. We did have a good day out on the Whit Saturday at The Oxfordshire County Young Farmers Rally at Roves Farm. Arriving early to set up we had our doubts whether we would do many workshop kites. Sited between a Claas dealers stand and a Cuddly Animal stall is not what you would classify as ideal position. Still it did give me a chance to catch up on some gossip from the Claas dealer as it was my old dealer from Bibury, they say that every cloud has a silver lining. Then we were told that we would not be giving a display in the main arena and they had not given us an area to fly in for the day, a gloomy prospect arose. They found us a small area in the car park to fly in and the team did a grand job of flying in such a small area and very variable winds. After a quiet start we began to be busier, the sun was shining well and it was getting warmer, things were looking up. As we had a main ringside view we were also well entertained with various events, some were of a serious nature but as the day progressed the Young Farmers came out to enjoy themselves and trying not to make fools of each other. Smiles all round. Then we were asked to go into the arena at short notice to put on a display, this as always as the wind decided to die on us. But in true White Horse Kite Flyers tradition the show went on with a lot of puffing and blowing and some running we managed to get a fairly wide range of kites in the air. We were given a good round of applause at the end and an invitation for next year in the arena, cannot be too bad. Very enjoyable day out and a good window on what the Young Farmers get up to when you hear so many bad things about the youth of today.

Neil.

## Sale Or Swap

### Single line

Don Mock Roc £50

Roy Broadley Roc £25 (2)

10ft high Sode Dako £100

### 2 Line

Venom £10

3 Spirit of the Air Delta £20 each

Prism lightweight £10

Carl Robertshaw Matrix several £50 each

### 4 Line

NPW5 Nasa wing complete with lines and handles. £50

## Tips And Tricks

Nobody knows nothing

## KAPital Snippets

Nothing from a higher perspective.

## Poets Corner

The young man from Kent seems to have passed on.

## Lechlade-on-Thames - home of The Fun Fly

With the third edition of this WHKF event fast approaching, it seemed appropriate, as a local resident, to put a few details together about the town itself. This will hopefully serve to enlighten and guide the anticipated hordes who will arrive in September ...

Lechlade is situated in the North East corner of Gloucestershire on the southern edge of the Cotswolds – just a short way to the North East and one is in Oxfordshire, whilst a short way to the South and one is in Wiltshire. The town takes its name from the Leach, a small river which joins the Thames here. Lechlade is the highest navigable point on the Thames for craft such as narrowboats and has a population in excess of 3000 inhabitants.

The slender spire of the town's 15th century wool church (for the avoidance of doubt financed from the proceeds from sheep farming, not built of wool ...) is a landmark for travellers from all directions. However, when coming in on the A361 north (from the M4) one firstly firstly meets the *Ha'penny Bridge*, built in 1792 and taking its name from the toll collected from pedestrians at the little toll house on the bridge itself.

In its history, Lechlade has been a significant inland port. The Thames was long used for the transportation of goods from the Midlands to London and beyond. The 'Salt Way' brought salt to Lechlade for loading on to barges. Other goods included wool, cheese, cider and metals (iron/copper/tin/brass). It is reported that for the rebuild of St Paul's Cathedral over one hundred barges were used to ship locally quarried stone. In the latter part of the eighteenth century the Thames-Severn canal was opened. This then afforded a direct inland transportation link between Bristol and London via the port of Lechlade. Such canal trade flourished for some 50 years until the railways became a more viable option and gradually leisure traffic on the Thames replaced the barges. In 1933 the Severn-Thames canal was formally closed.

Today Lechlade boasts a healthy tourist trade, particularly in the summer. There is good fishing in the local rivers and lakes, and various nature reserves in the area - the town is actually situated in the Eastern section of the internationally important Cotswold Water Park.

As regards Fun Fly, this takes place in the grounds of the Lechlade Manor. The clearly visible Manor House was built in 1873 and from 1939 through to 1997 was a Roman Catholic Convent – a day and boarding school for girls.

Attractions in the town itself includes our famous *Christmas Shop* which seemingly sells related products throughout the year and *The Crown Inn* with it's own on-site micro-brewery. Somewhat fittingly this is called *The Halfpenny Brewery* and produces a range of both cask and bottle-conditioned ales - though Kilters are unlikely to have interest in such products....

**Chris Mabon**

## Fun Fly

Planning for the Fun Fly is proceeding with all the usual facilities plus preparing to welcome Linda to this country. There will be the usual camping facilities with portaloos and chemical disposal point. Water will be available at the cricket club but don't forget your tap adapters and a short length of hose pipe. The WHKF hostility tents will be up with an honesty bar with beer and cider available.

Kevin will be doing his bacon rolls and sausage butties all weekend and on Saturday evening will be doing a chilli or similar. The difference this year is that we will require advance booking of this as the popularity last year meant that the portions were a little on the small side and whilst no one felt hard done by, Kevin was embarrassed by not serving his normal helpings. A vegetarian option will be available. Please watch for details on our web site at <http://www.whkf.org.uk/festivalnew.html> and Facebook at

<https://www.facebook.com/events/275648819205390/?ref=2>

Please remember there will be a SHORT auction of KITE RELATED items on Saturday after the meal to help cover some of the costs. Also note that patches and feathers are available from me.

Arthur

## Linda Workshop

Dead line for booking for this workshop is now closed so if you haven't booked you've missed out on this once in a lifetime opportunity. For those of you who have booked, an email will be coming out to you shortly to remind you of things that you will require. If you have mislaid any of the notes so far they can be found at <http://www.whkf.org.uk/Linda.html> So that we can make sure you get any further communications please ensure that we have your current email address.

Material samples are still available if you haven't had them to try yet, I will have them at JU13 and Portsmouth if you want to pick them up at either of these.

As ever there will be the usual bag raffle and any donations will be gratefully received and anything not purchased at the Fun Fly auction will be entered here.

If you are coming to the workshop but not making a banner will you please let us know if you want to attend the evening meal as numbers have to be booked. Also if you require lunch there will be a small charge for this. NOTE with lunch we will not be providing drinks unless there is beer or cider left from the Fun Fly.

The biggest problem we have at present is that we have been totally unable to find a venue for any one wanting to stay overnight in their camper van. If you know of anywhere within reasonable distance, please let us know.

## Web Cams

We are hoping to have a web cam covering both of these event with the picture updated about once per minute. These also contain location details, weather reports, Facebook links and countdown timers. They can be seen at:-

<http://www.whkf.org.uk/Fun Fly Cam.html>

<http://www.whkf.org.uk/Workshop Cam.html>

or via the Web Cam link page on our web site

<http://www.whkf.org.uk/web cam.html>

## NORTH HANTS KITER'S JOLLY UP13 Aug 3<sup>rd</sup> and 4<sup>th</sup> 2013

Same format as always, so come and join us for another Jolly Up, and another FUN Weekend of Kite Flying for Kite Fliers!

The site is located in the village of Cliddesden, just south of Basingstoke (not far from J6 of the M3).

On site camping is available from Friday evening onwards (£7 per tent/camper for Fri and Sat evening).

The Saturday evening BBQ works well, so we will doing the same format. (£6.50 and bring your plate and cutlery as normal please!)

We will do Jacket Potatoes for those interested over the weekend, and Bacon rolls available both mornings.

The Auction will be held on the Saturday evening, and any donations gratefully received before or on the week-end (before 4pm please if poss to give us time to set it all up)

We will also run the Competition for Garden Produce, which can cover fruit, veg, plants, anything really. Show us what you've been growing, it may win a prize. Rules are minimal and made up on the day!

There is the category for Home Made Hooch again!!

We hope to run the Beer Lift again, same rules as before.

Roy's Refreshment Tent will be open for Business, normal rules apply..

For further info, please either contact:

Roy on 07778 352825

Colin on 07770 338419

Or e-mail [roy@kitesup.co.uk](mailto:roy@kitesup.co.uk)

**Please Note: this is NOT a Buggy/Boarding weekend, thank-you.**

This could be a busy weekend, lets just hope for good weather. Look out for:-

A visit from Gayle Woodul from the States;

The CBP Rok Up

Roy's Sled competition

Possible HAB launch

Dicky's UV bubbles

Performance from the Full English Breakfast group

General mayhem from the GOGs

Possibly 3 web cameras running

### Club Merchandise

All items can now be viewed on the club web site. Prices do not include post and packing. Please contact us for these costs. Cheques should be made payable to WHKF.

T SHIRT S-XL	£9	POLO XS-XL	£14.50	SWEATSHIRT XS-XL	£16.50
T SHIRT 2XL-3XL	£9.50	POLO 2XL-4XL	£16.00	SWEATSHIRT 2-4XL	£18.00
T SHIRT FESTIVAL	£9	NAME	£4.00		
PATCHES	SEE WEB SITE	TEDDY LOGO	£6.00		
PINS					
MUGS					
COASTERS					
STICKERS					CAP STANDARD

### WHITE HORSE KITE FLYERS CODE OF PRACTICE

Always fly safely.

Always be considerate to others using the same area be it noise or physical intrusion into their space.

Always fly legally taking in to account all national, local and CAA restrictions and by-laws.

Never fly at a height of more than 60m above ground level, in the UK unless a CAA clearance is in force (as at kite festivals). If you don't know what the clearance is ASK!

Never fly a kite in wet or stormy weather. Always try and keep your line dry.

Never fly a kite near power lines, transmission towers or aerials.

Never fly near Motorways, roads, car parks or railways.

Never fly near airfields.

Never fly a kite with anything metallic in the line.

When tethering a kite ensure that the ground anchor is suitable (see BKFA report 6 June 06).

When flying large kites always use a brake line.

Always wear good quality gloves when flying large powerful kites.

Always give priority to domestic animals particularly if they are showing signs of distress.

Always clear up after yourself, especially lines, tails and bits of plastic that could trap, choke or injure domestic or wild animals. If you see dangerous rubbish left by others clear it up or report it.

Never fly near those kite-eating trees.

**NOTE:** The use of traction kiting at Barbury Castle is forbidden by law.

Finally remember.....your kites can get really quite lonely up high in the sky; just occasionally, look up and give them a SMILE. It will make you feel better too.

WHITE HORSE KITE FLYERS meet at Barbury Castle Country Park on the second Sunday of each month.

Your local contacts are: -

Neil Harvey +44(0)1285 740295

Arthur Dibble +44(0)1635 865976

Dave Robinson +44(0)1793 824208

This issue edited by

(Contributors this issue:-Neil Harvey, David Robinson, Arthur Dibble, Martin Crowther, Stuart Lafferty,  
John Browning,)

Please send articles to [cowpat.ed@whkf.org.uk](mailto:cowpat.ed@whkf.org.uk)

Subscription AGM to AGM: £15 (including 4 issues of COWPAT HILL and kite flying insurance at Club approved events) £5 extra for each additional family member. Personal Liability insurance via The BKFA £11.00 June-June.

COWPAT HILL is the journal of The White Horse Kite Flyers and whilst every care is taken when compiling it, The Club and it's officers cannot accept responsibility for any omissions or errors that may occur. Any information printed are the views of the individual submitting them and not necessarily those of The White Horse Kite Flyers Club, its committee or its members.