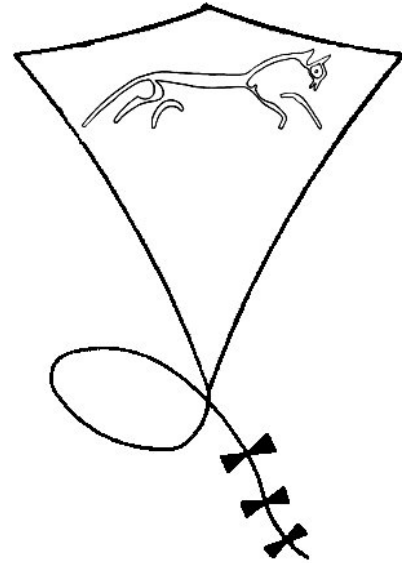


# Cowpat Hill

Journal of  
The White Horse Kite Flyers  
Issue: Summer 2010  
July ---- September



## Barbury Castle

At our April meeting at Barbury Castle we were approached by the farmer who runs livestock on the Castle fields and other local sites. He had recently had to have several sheep put down because their legs had been severely damaged by getting tangled with lines left in the fields. He was asking us to restrict our flying to the Castle field only. We explained that we had previously been requested by the council to separate single and multi-line flying for public safety. We also stressed that we are a responsible club and our members would not leave litter of any kind on this site and we assured him that none of our members operated any form of traction kiting there. A few weeks previously, an old lady had been knocked down by an unknown inconsiderate traction kiter who did not even stop to apologise.

These sorts of behaviour could result in us losing the site we have used for about 25 years. We can not control the actions of others who are not club members flying at non club dates but PLEASE can you try and spread the word about the responsible way to fly and if you see litter, lines, wires or tails please pick them up and dispose of them correctly even if it is not your fault. We only get a good name by hard work.

WHITE HORSE KITE FLYERS

PO BOX 585

SWINDON

SN3 4YR

[www.whkf.org.uk](http://www.whkf.org.uk)

[info@whkf.org.uk](mailto:info@whkf.org.uk)

# DIARY DATES

W = Workshop, D = Display, T = Teddy bears

## July

10/11<sup>th</sup> Brighton  
11<sup>th</sup> Barbury Castle  
17/18<sup>th</sup> Hereford  
17/18<sup>th</sup> Ducklington  
18<sup>th</sup> Dunstable  
31/1<sup>st</sup> North Hants Kiter's Jolly-Up  
31/1<sup>st</sup> Malmesbury

## August

8<sup>th</sup> Barbury Castle  
18<sup>th</sup> Lackham  
28/30<sup>th</sup> Portsmouth  
29/30<sup>th</sup> Uffington Show

## September

4/5<sup>th</sup> Bristol  
12<sup>th</sup> Barbury Castle  
11/19<sup>th</sup> Dieppe

## October

10<sup>th</sup> Barbury Castle (One Sky One World)  
23/24<sup>th</sup> Autumn Workshop

## November

14<sup>th</sup> Barbury Castle  
21<sup>st</sup> AGM

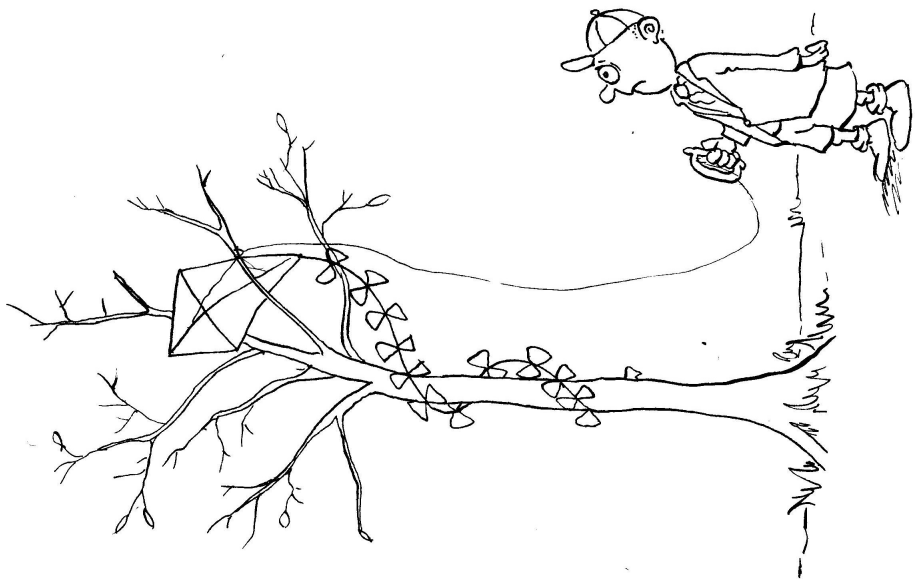
## December

12<sup>th</sup> Barbury Castle  
27<sup>th</sup> Christmas Pudding Fly

IF YOU HAVE ANY DATES PLEASE LET US KNOW SO THAT THEY CAN BE ADDED TO THIS LIST

DEAD-LINE FOR NEXT ISSUE 26 <sup>th</sup> September 2010
--

Then and Now.... a look at  
how kiting has changed  
over the years.



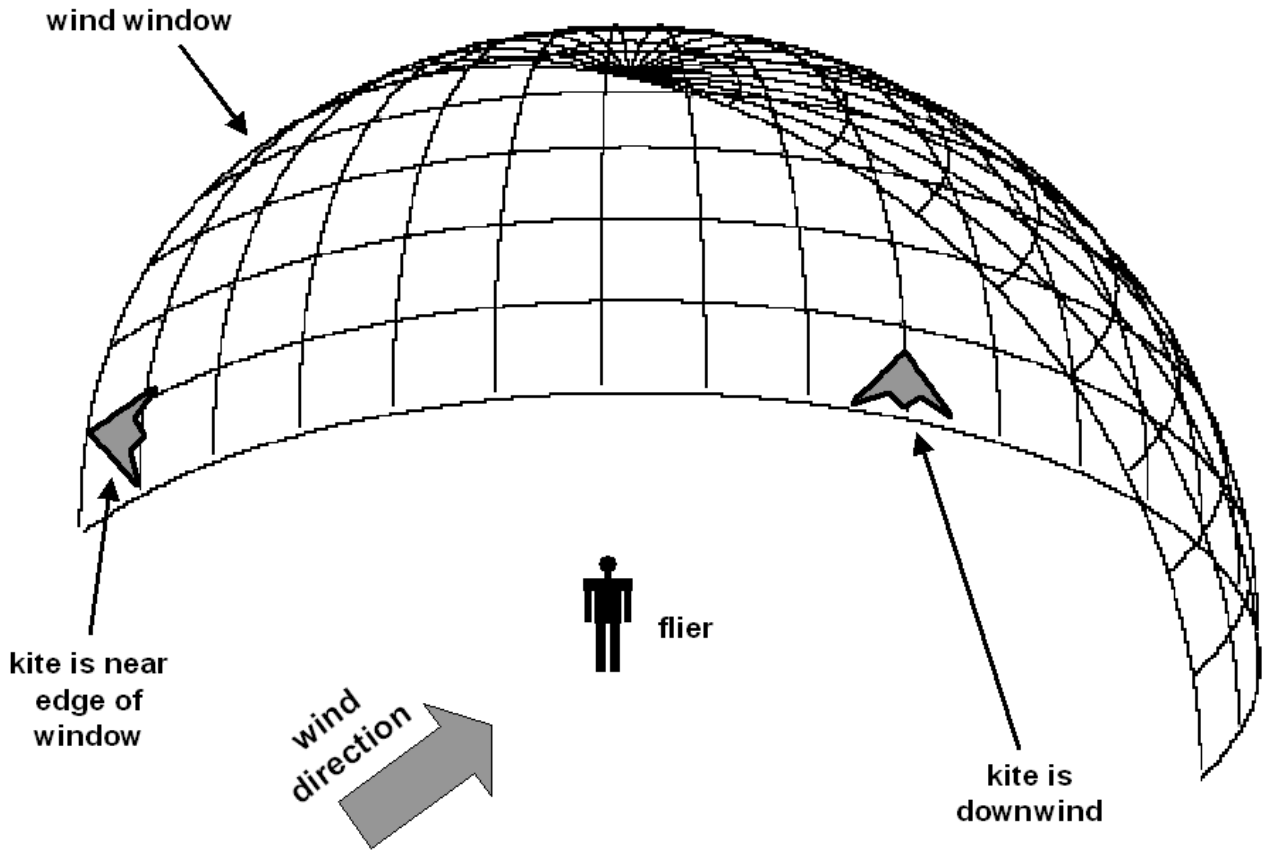
19??



2010

## Newbie sports kite flier confessions 8

Phew! On Saturday at this year's Swindon festival, wasn't the weather awful? After just standing out in it I was more exhausted than if I had been flying on a normal day – slept like a log that night, and my partner Debbie got a red face from wind burn. Anyway, as I am starting a new job, I guess that Swindon will be the last festival attended for a while, and that this will probably be the last article for a long time. Therefore I thought it would be good to look back to see what stands out in the last 4 years of newbie kite flying. But first, as promised in the last article, a bit on the wind window and releasing line tension to stall a sport kite in high winds.



### The wind window

The wind window is the surface that the kite can fly across. The surface is part of a spherical dome whose radius is the flying line length. The flier is at the origin of the radius. (If the flier moves, then the wind window moves with him.) The amount by which the wind window extends from the downwind direction around the flier depends on: wind, kite type and set-up, and can be anything from a few degrees up to around 90°.

A sport kite can fly not only downwind of the flier, but also off to the side, and the basic idea of the wind window is that it is the region around the flier where the kite can fly. The advantage of this for stalling the kite in higher winds is that the flier does not have to run as fast if the kite is being stalled off to one side towards the edge of the wind window. For example, if there is a 25mph gale and the kite is downwind of the flier, then to allow the kite to drift with the wind would require either that the flier lets go of the lines (usually not a good idea), or else somehow move at 25mph in the direction of the kite. However if the kite is off to one side then the flier does not have to move so fast in order to allow the kite to float with the breeze. How fast does the kite flier have to move?

– Well, this should really be a question in John Browning’s puzzle corner. The answer is dependant on the flying line length and on the angle between the lines and the wind direction. Let’s suppose that 25metre lines are being used, and the kite has been flown just above the ground to 85° away from the downwind direction. Then with lots of trigonometry, one can show that to allow the kite to float for a metre, the flyer need only move 1/10<sup>th</sup> metre, and consequently need only move at an average speed of 2½ mph. The kite still moves at 25mph, but most of the movement is across the wind window and the flyer does not need to move to compensate for this. The steps of the calculation be can found in the notes at [www.seek2know.org.uk/kites/PJKites/PJKite.html](http://www.seek2know.org.uk/kites/PJKites/PJKite.html).

So, impressions of newbie kite flying over 4 years. For myself, one of the frustrating things was relearning kite tricks several times. I would get a trick working consistently, only to find out a few months later that I could no longer do it. Usually it wasn’t the different wind conditions, but rather that I had missed some detail that I must have been doing instinctively when first able to do the trick. For one trick, the 540 flat spin, this has happened three times, each time discovering a new essential detail of the trick. For the comet, a few months ago it was beautiful. Currently it is impossible.

The good thing about all the failing at tricks is that somewhere along the way, one gets very proficient at the recoveries from crashes and line tangles. Somehow it becomes instinctive to untangle lines that are wrapped around the wings and turn around and re-launch the kite, all from the far end of the lines, without having to walk to the kite. Now if only I could explain how it is done... ..Perhaps that is how tricks feel to those who are naturals at them.

A big issue for other flyers has been dogs and their owners. Not for us so far. We ourselves like dogs and have had the luck to peacefully coexist in the same fields as many dogs. Of course there has been the sheep dogs that wanted to herd us, the large bouncy dogs who brought us sticks to throw, and dogs that have thought about chasing those colourful things that leap into the sky. But usually a firm “no” or call to us has dissuaded the dog. (Watching old Barbara Woodhouse videos can help here.) But unlike some of the people who have flown near us, we haven’t ourselves encountered kite-eating dogs. The main things we didn’t do when a dog headed for a kite were: 1) Run towards the dog shouting and waving arms frantically – These actions appear to be doggy talk for “please play with my kite”. 2) Try to kick a dog – The mut is part of someone’s family and owners can get very angry when they see family members being attacked.

Anyway, for the last 2 years it has been enjoyable and challenging trying to write up one’s thoughts, and I hope that they have been educational and entertaining to read. And if I have to wait until retirement before writing again, perhaps that series of articles will be called “oldie sports kite flier confessions”.

#### DIEPPE 2010 (11-19 September)

This year The International Dieppe Kite Festival celebrates it’s 30<sup>th</sup> anniversary. In recognition of this flyers are being asked to make a “Candle Kite” of specified dimensions to be flown at the festival. Plans for this can be found by logging in to the web site and using the link on the forum or “Documents” page.

At the same event we are also trying to support the AKA and in particular Region13. We are therefore promoting the idea of a series of banners brought by members attending. These banners will be a uniform colour 4m high on 5m poles and will have the AKA logo at the top, then REGION 13 followed by an identification of the country/club eg. flag, map or logo. I have already produced one and know of at least one more going from WHKF and another from France.


We will try and get a photo of them all lined up with the people who made them and see if we can get it in to the AKA magazine.

Arthur

# Puzzle Corner (17)



1. If I lay out fourteen one pound coins and fifteen 5p pieces all touching and in a straight line, they will stretch for 585mm; 99mm longer than if I have a dozen of each. How long is £2.40?
2. If White Horse is WH TH RS  
What are: DL T, CD YL FT R, SR G, RK KK and D ?
3. If it takes twelve 1p stamps to make a dozen, how many 3p stamps does it take ?
4. How many people are in the tree ?



Answers to [john@johnbrowning.net](mailto:john@johnbrowning.net).

As Puzzle Corner speeds up, it gets shorter (Einstein). This means that the quicker you solve the puzzles, the less time it takes.

## Puzzle Corner (16) Answers

1. There are three switches downstairs. Each corresponds to one of the three light bulbs in the attic. You can turn the switches on and off and leave them in any position. How would you identify which switch corresponds to which light bulb, if you are only allowed one trip upstairs?  
All switches off for some time for bulbs to cool. Turn on switches 1&2 and wait. Turn off 2 and go to attic. 1 is ON, 2 is OFF and warm to touch, 3 is OFF and cold.
2. The day before yesterday I was 25 and the next year I will be 28. What day is my birthday?  
30/12 last year you are 25, 31/12 your birthday so you are 26, 1/1 today, 31/12 this year you will be 27, so next year on 31/12 you will be 28.
3. If we put numeral 1 in front of a five digit number, we get a number three times smaller, than if we put the numeral 1 behind this number. What is the five digit number ?  
 $3*(100,000+X) = 10X+1$        $300,000+3X = 10X+1$        $299,999 = 7X$        $X=42857$
4. Three boxes A, B & C. On each box is an inscription :  
A "Treasure is here" B "Treasure is not here" C "Treasure is not in A"  
The inscriptions are either all false or just one is true.  
Where is the treasure ?

CONDITION	A	B	C	REASON
ALL FALSE	NOT IN A	IN B	IN A	A&C MUTUALLY EXCLUSIVE
A ONLY TRUE	IN A	IN B	IN A	A&B MUTUALLY EXCLUSIVE
B ONLY TRUE	NOT IN A	NOT IN B	IN A	A&C MUTUALLY EXCLUSIVE
C ONLY TRUE	NOT IN A	IN B	NOT IN A	ALL CONDITIONS MET

## That date

Following a wet Swindon Kite Festival I am often asked, "Why don't we change the Date?" Fair question but there are several reasons that we do not do this.

In the early years we based the date on our normal second Sunday flying date. This was fine except when 1<sup>st</sup> May fell on a Monday as this put an extra weekend between our date and Weymouth. In the early days this did not matter but as our festival grew and became more popular it became traditional for guests coming to Weymouth and wanting to stay in the UK for a few days could attend our festival the following weekend.

Hence our date became the weekend following the bank holiday. After 20 years this has become a recognised fixture in the kiting calendar not only in this country but many others.

If we did change the date, what should it be? You only have to look at [kitecalendar.co.uk](http://kitecalendar.co.uk) to see how busy it gets with festivals through out the summer. When you add to that all our own little events and workshops it leaves very few dates. If we chose a date that coincided with another event both would lose flyers and therefore popularity possibly leading to the demise of both.

Then there is the holiday period and we are already short of people to help man the event. Look at this year; Pat was on her own in the workshop all day Saturday. She must have been glad it was wet other wise she could not have coped, but a bit of warmth would have helped.

OK so 2010 we would have had better weather if we had been one week later but the previous two years we had lovely weather and the following weekends were atrocious. Unfortunately we tend to remember the bad years. (2007!!!!)

Then of course if the summer is warm it will mean there is a stationary anticyclone over us and that leads to very low winds. Certainly this does give a chance for the other passion of kite flyers so the bar would make a good profit. But we would still get the question "Can't you change the date to some time when there is wind?" Are we never content? No it comes with the hobby.

So the answer to those who have asked is "No, the tradition remains that the Swindon Kite Festival will be held on the weekend following the first May Bank Holiday"

Unless the committee decide otherwise.

Arthur

## Sale Or Swap

Boxes of 500 Green Sled sails £100 each

## Tips And Tricks

No submissions this issue.

## KAPital Snippets

No submissions this issue.

## Poets Corner

No submissions this issue.

## The April JOLLY UP 6

Friday 23<sup>rd</sup> dawned, and Roy was in Jolly Up mode!! Up to the field to set up the Marquee, Bar and BBQ tents-a task made much easier by all the helpers that appeared out of nowhere. I guess it means the Beer tent is up and running sooner rather than later!?

By now there were quite a few campers pitched up, and a few kites were appearing in the sky. Fish and chips were then the order of the day (or early evening rather) Well received by all who joined us.

Saturday morning was a sedate start for us, so nice to relax, catch up with people without spending hours setting up a stall! We had Chalkie do the honours for us, as on previous Jolly Ups.

We were blessed with wonderful weather for the entire day, which continued into the evening. The BBQ was booked to capacity-Kevin catered for 60 hungry kite fliers! It all seemed to go according to plan and everyone got fed fairly quickly. We followed that with the Auction, courtesy of the "Dream Team", otherwise known as Roy and Colin! Thanks to Alan who also helped, and Linda of course for keeping track of who had what, etc. It was the usual organised chaos, with some wonderful items being donated. A Big Thank you to all who donate and purchase, this helps a long way to keeping the field, and therefore keeping the event!

We had a short break to watch the Old Gits performance of the 1812 Overture. Lots of bangs and flashes! We had locals from the pub come up especially to watch and enjoy the spectacle! Well done again to the Old Gits!

Back into the marquee for the end of the Auction, and then it was a case of chatting, drinking and some very impressive Night flying. We also had Roy's Big Cone inflated, and an amazing laser display going on inside it-thanks to Tim for that, it looked cool! As did the Skytracker, good stuff!

As usual, we were almost the last to leave the bar, well some-one has to lock up! Thanks to Tony for doing the honours and being the last to leave.

Sunday morning was cold and drizzly, but it soon bucked up, and again we were lucky to have a dry day, with sufficient wind to have kites flying for the day. Manic packing away ensued when the rain threatened again, but we were fortunate to pack in away dry. Thanks to All who helped us!

We'd like to say a MASSIVE thank you to all who turned up, help, contribute and so forth. Too many to mention, but you know who you are! Without this, the event would not be possible. We are always humbled by what is done to help make this event the success that it is, and we are really looking forward to seeing you all again on July 31 / Aug 1<sup>st</sup>! We've booked the good weather, but don't quote us on that!!

Hayley



## POLLY'S PANTRY

Hope you can understand writing.

We've been told to write more and not use computers!

Don's Mother's Date + Walnut Cake.

12oz Self raising flour

5oz sultanas

4oz dates

6oz dark Brown Sugar

$\frac{1}{2}$  cup water

7oz stick (OR OTHER BRAND OF MARGARINE)

$\frac{1}{2}$  tsp mixed spice

2 eggs

3oz Walnut pieces.

Put water, sugar, stick and fruit in a large pot and melt gently over low heat. Take off cooker to cool. Then add flour, spices, walnuts and eggs.

Enough for 2 x 1lb loaf tins.

Bake Gas 3 or equivalent for  $1\frac{1}{2}$  hrs or until a skewer comes out clean from middle of cake.

# INSURANCE

It has become evident that there is some confusion about what our insurance covers, so this is an attempt to clarify the situation. Below are the simplified details as specified by our insurers.

At all times the appropriate Risk Assessment must be in place. If children or vulnerable adults are involved any required clearances must be obtained and a Child protection policy instigated. The clearance is the responsibility of the individual and other paperwork can be found on our web site. In the event of an accident the BKFA Accident Report form must be completed and passed to The Club Chairman directly or via another committee member.

The insurance will not cover you if you are contravening any law or byelaw, if you are not complying with WHKF "Code of Practice" or are flying with out due care and consideration.

## **The Club Insurance included with your membership:**

£10 million pounds third party liability

Committee Meetings & officials indemnity

AGM's

Low key social functions up to 200 attending (excl. bonfire/fireworks and bouncy castles)

Flying meets

Attendance at other organised kiting events as a club representative

Attending or competing in Kiting events in Europe whilst representing the Club

Member to Member Cover

Club Organised Teddy Parachuting from kites or fixed points

Kite Workshops

Swindon Kite Festival liability (at extra cost but reduced when taken with main policy)

## **Exclusions**

Power Kiting

Traction kiting

Solo kiting and events

## **Additional Personal Liability Insurance (at £9 per person per year)**

£5 million pounds third party liability

UK resident members kiting anywhere worldwide, solo or in events when **not** representing the club.

Solo Teddy parachuting from kites or fixed points

## **Exclusions**

Power Kiting

Traction kiting

Activities already insured whilst acting under the auspices of the Club

## Robinson's Ramble


There used to be a festival in Madison, Wisconsin, USA; called "Kites on Ice"; I thought on the Saturday at our festival we might be able to call our festival, "Kites in the Snow". It was 9°C with a 25mph northeasterly wind in our faces, I realise you wouldn't get snow at that temperature however it certainly felt like it was possible. Consequently we were well down on spectators this year, some of you might think this isn't a bad thing because there is more space for the Kite Flyers, however, we fund the event mainly from charging the traders a fee, with the lack of potential customers for these traders it becomes increasingly difficult each year to get people to trade at the event. It's been two years now at Brinkworth and we have lost money on the event each year!

I think you will all agree that insurance is quite a good idea, the amount of members taking the additional Personal Liability Insurance was very disappointing, we just about got enough to cover the minimum fee, which equates to £9 per person. This insurance covers you worldwide when you are **not** flying with or on behalf of the club; it also includes parachuting soft toys from kites or fixed objects. I hope you are aware that the club insurance only covers you when you are flying with or on behalf of the club. Talking of the club insurance, we have just received the premium for the next year and there has been a very large increase over last year, this is due to the insurers now insuring us according to how many members we have, as you know we have always charged our membership fee for the family, due to this change by the insurers I would say that a large topic of discussion at this year's AGM will be how we charge in the future.

The date for the club workshop this year is 23<sup>rd</sup>/24<sup>th</sup> October, the kite will be a 3Do, this is a flat surface kite by Paul & Helene Morgan. We cancelled the workshop in February with Paul & Helene, so Paul has to re-price the kite due to any price increase there may have been in materials since February. Paul will price for a basic kit but he says that he will bring along some extra materials so that if you want to make the kite wider or taller you can, and then you can pay him direct for the extra materials. The booking form will be out in July, and will be sent to those members who have supported our workshops in the past, and then if we don't fill all of the spaces we'll open up the workshop to all members, if you haven't done one of our workshops but would like to, please contact me.

Regards  
Dave Robinson

3Do by Paul & Helene Morgan



## Sky Surfer upgrade

It has been a lot of years since I first got a Sky Surfer and started bringing it to our events so that we could have something in the air even on flat calm days. For those of you who don't know the Sky Surfer it is a battery powered radio controlled model parascender suitable for use in winds up to about 2mph. It consists of a 4foot canopy above a cart fitted with all the gear and a pusher prop. It is steered by pulling on the canopy shrouds and climbs on throttle increase. They came ready to fly from the box including a 2 channel, 27MHz radio system and at the time cost about £165. Those of us who had them have some great memories, like getting into a thermal on the Isle of Wight and having trouble getting back down or finding thermals over the hangars at Wroughton and watching it climb as if in a lift.

This version became very difficult to get and then suddenly a couple of years ago there was an influx of a Chinese copy on ebay selling at the remarkable price of £25. I had to get one of these to try and it appeared to be identical but there were problems with the quality of the electronics, the reliability of the motor and the capacity of the battery. Combine this with the price and availability of the original battery, nicads going out of fashion and the fact that they came with a single fixed frequency these were not that successful although to be fair I did manage to get some flights out of mine.

Then at Bedford Festival I see some one else flying one and went to see if it was the new or old variety. It turned out to be Dave Holt flying it and he said it was one of the Chinese copies but as he did a low pass something didn't look right so when he landed it a closer look revealed major changes. To summarise you take the model to pieces and throw away all the electrical bits and replace them with:-

35MHz or 2.4GHz radio system, that will also give you spare channels to control other things.

Brushless Outrunner motor and speed controller

3 cell 1000mAh 11V LiPo battery

7x4 pusher prop with cone

Futaba servo

This all fits in the original chassis although the battery is a bit of a squeeze and has to be held in with an elastic band. Reading on the internet it looks as if you could possibly get away with just replacing the motor and speed controller but you would have to play about with the battery voltage for the receiver and it's speed control output. The motor, speed controller and battery would set you back about £30. Radios can be picked up on ebay at various prices.

This is all worthwhile when you see the performance. It is VERY fast and can get to very high altitudes. If you try and climb too fast it even loops and a hard turn will produce a horizontal loop. You don't believe me; have a look at <http://www.youtube.com/watch?v=ToLFWIcmbo4>

I haven't found any detail on wind speeds it will cope with but looking at this video I would think 6mph would be no problem. Flying time is upwards of 30 minutes so there is plenty of capacity for high intensity navigation lights for night flying. Dave is so impressed he has 5 of these copies with various modifications or just for spares.

If you want to have a go your self just contact me and I will give you details of the required parts and their suppliers as given to me by Dave.

By the time this article goes to press I should have all the parts and be well on the way to getting mine built so will report in a later issue. Who knows with this extra power it could be the answer to parachuting teddy bears on windless days.

Arthur

## **Sky Chat**

I have just watched an email from Marla of a 17-year-old Connor Doran who suffers from epilepsy flying a kite on America's Got Talent Show. The reaction from the judges and the crowd was amazing. Flying on a small stage with such grace and poise really did a great deal for kite flying around the world. Thank you Marla for passing it on.

Now getting back to earth, I have to get on and write this article when I could be out sunning myself, instead I am inside sat at the computer in a cool room; ah well! Dave R. has been very busy sorting out our insurances so that we get the best deal. These are the things that go on behind the scenes that nobody sees, but help the Club to run smoothly. Thank you David. Do not forget to cough up for your own insurance through the Club ASAP.

I am sorry that I missed Bedford Festival this year; I hear that it went well. Last year the gang were worried that my hip was going to pop out while we were doing the workshop, but it behaved until I got home. This year it was poor old Sue that was laid up. She broke her hip on the Saturday of our festival and had to have a hip replacement 10 days later. Sue came home just before Bedford and I was on nursing and household duties, still I enjoyed being Head Chef. Sue is well on the road to recovery, although it is at a slower rate than a normal hip replacement due to the trauma of the breakage. Thank you for all good wishes, cards etc.

I will be running a workshop at the West Oxford Show at Ducklington, Witney on Sat & Sun 17<sup>th</sup>-18<sup>th</sup> July and maybe a display subject to site inspection. Also at Lackham College on Wednesday August 18<sup>th</sup> Workshop & Display. We had a very good day last year and hope for the same this year, and lastly The White Horse Show at Uffington on August Bank Holiday Sunday & Monday Workshop & Display. Any help at any of these events would be most welcome.

I hope that you all are enjoying this spell of fine weather and are having clean winds and tight lines.

**Neil.**

Being a Facebook user with Connor's mum Amy as a friend, I too have seen this video. Even as some one not in to multi-line flying I was impressed. The following link will get you to the video. All our good wishes go to Connor for future rounds.

<http://www.facebook.com/video/video.php?v=447310116110>

**Arthur**

## **The Cultural Event (Tchaikovsky's 170<sup>th</sup> Birthday)**

On behalf of The Grumpy Old Gits, may I thank everyone for the opportunity to put on a wonderfully successful performance of the 1812 Overture (part of) at Brinkworth.

The weather – specifically, the temperature – had a devastating effect on audience numbers; only a few hardened souls made it to the ringside. I understand that some stayed in the protection of their campers/caravans and saw and/or heard the performance from afar.

Thank you Pete for your help with the PA; it saved us the usual anguish of coaxing sound from our Git Audio System (GAS with wonky Leak amp).

After the Event, I had a very encouraging note from Mr Ken Cooper, the Man in Charge at Brinkworth. Although not present at the performance, he sent his congratulations and reported that no distress was caused to either the neighbours or the sheep. Thank you Ken for your kind remarks.

Mr Rumming brought along his brand-new mobile 'phone and filmed (in HD, no less) the exciting build-up and the performance itself. What a pity the battery ran out just before the end – the last two BANGS were the BIG ones ! Thank you Andrew for doing the posterity bit. One day, batteries will be things of the past. (Can you get wind-up 'phones?) Andrew's superb film may be seen on YouTube.

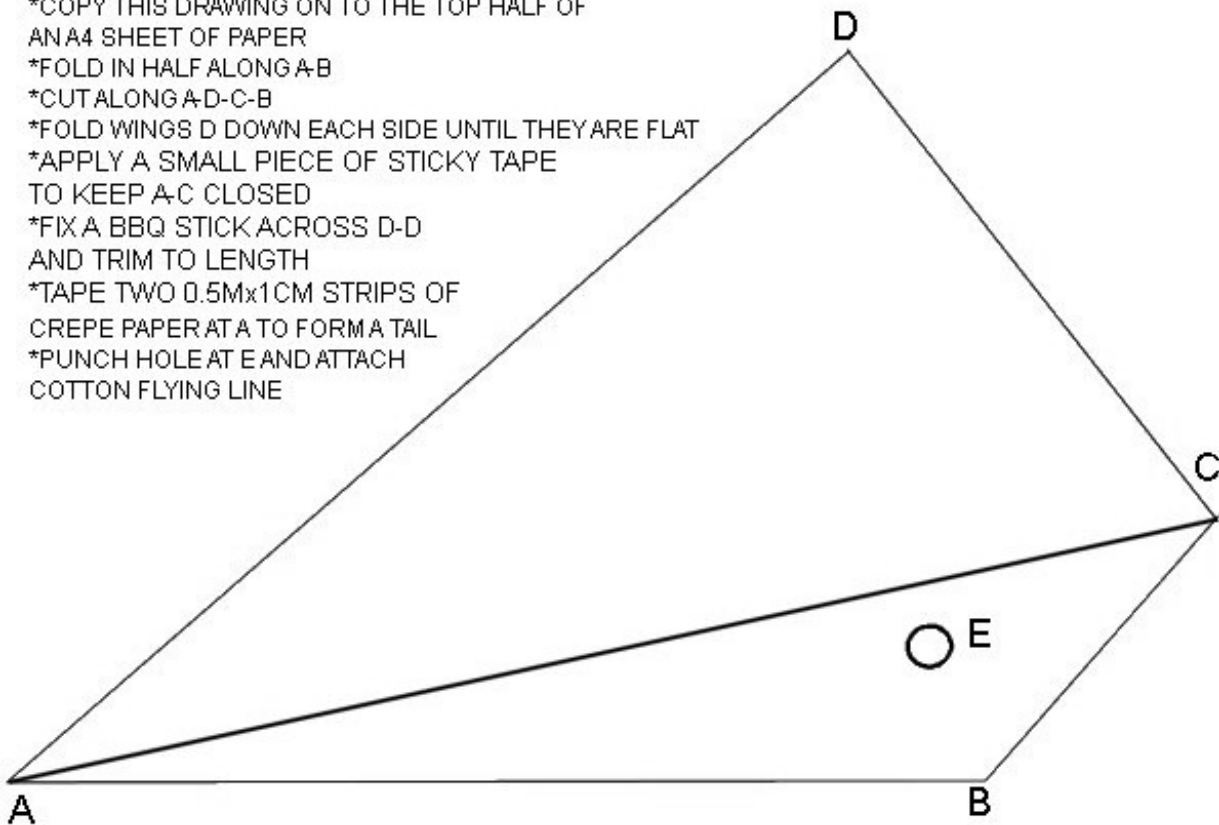
Now that we know that such a palaver and aural disruption do not cause anguish to the neighbourhood, we will be back next year when, we hope, we may choose our time (about sundown is perfect because the full glory of the flashes can then be appreciated) and we hope that the weather will encourage culture-seekers from far and wide to absorb the excitement and culture of it all.

Grumpiness is the Key to Happiness.

The Apprentice.

## EASY PAPER KITE

- \*COPY THIS DRAWING ON TO THE TOP HALF OF AN A4 SHEET OF PAPER
- \*FOLD IN HALF ALONG A-B
- \*CUT ALONG A-D-C-B
- \*FOLD WINGS D DOWN EACH SIDE UNTIL THEY ARE FLAT
- \*APPLY A SMALL PIECE OF STICKY TAPE TO KEEP A-C CLOSED
- \*FIX A BBQ STICK ACROSS D-D AND TRIM TO LENGTH
- \*TAPE TWO 0.5Mx1CM STRIPS OF CREPE PAPER AT A TO FORM A TAIL
- \*PUNCH HOLE AT E AND ATTACH COTTON FLYING LINE



## Web Pages

We would like to apologise for the recent problems with the web pages. Following the successful transfer of the domain name and service provider to our control we have had one of those unlikely coincidences that seem to happen in the world of computing. The secondary server failed and within seven days the primary also failed. My son, Martin, managed to borrow a server so that we could get most of the web site running for the festival. Unfortunately changes in technology have meant that he was not immediately able to recover the data and config files. These have now been accessed and we once again have our forum. For those people who are interested The Ted Berets site is now also back up to be followed shortly by the BMISS.

The next phase is that Martin will be getting a new server, higher speed, higher capacity and full disc back-up. I will then replace any files that have been updated and attempt to tidy up the site to improve the performance.

Please be patient and keep checking the site/forum. Martin provides this service to us free of charge and would normally cost about £60 per year.

Arthur

**NORTH HANTS KITER'S JOLLY UP 7 July 31<sup>st</sup>/ Aug 1<sup>st</sup> 2010\*\*\***

**It's almost that time again! Same format as always, so come and join us for the 7<sup>th</sup> Jolly Up, and another FUN Weekend of Kite Flying for Kite Fliers!**

**The site is located in the village of Cliddesden, just south of Basingstoke (not far from J6 of the M3).**

**On site camping is available from Friday evening onwards (£7 per tent/camper for the weekend).**

**The Saturday evening BBQ works well, so we will doing the same format. (£6.50 and bring your plate and cutlery as normal please!)**

**There will once again be an impromptu BBQ for those interested on the Friday evening, and Bacon rolls are available on both mornings.**

**The Auction will be held on the Saturday evening, and any donations gratefully received before or on the week-end.**

**We will also run the Competition for Garden Produce, which can cover fruit, veg, plants, anything really. Show us what you've been growing, it may win a prize. Rules are minimal and made up on the day!**

**\*\*\*Another addition to the Festivities is the introduction of the Beer Lift. The rules are:**

**One person per one kite and it Must be hand held-no tethering!**

**The Beer needs to be aloft for a least one minute, and the winner gets the beer!**

**Roy's Refreshment Tent will be open for Business, normal rules apply..**

**For further info, please either contact:**

**Roy on 07778 352825**

**Colin on 07770 338419**

**Or e-mail [roy@kitesup.co.uk](mailto:roy@kitesup.co.uk)**

**Please Note: this is NOT a Buggy/Boarding weekend, thank-you.**

## Club Merchandise

All items can now be viewed on the club web site. Prices do not include post and packing. Please contact us for these costs. Cheques should be made payable to WHKF.

T SHIRT S-XL	£9	POLO UP TO 2XL	£14.50	SWEATSHIRT XS-XL	£16.60
T SHIRT 2XL-3XL	£9.50	POLO 3-4XL	£15	SWEATSHIRT 2XL	£17.90
FESTIVAL	£9			SWEATSHIRT 3-4XL	£18.40
RELAX STICKER	£1.00	CAP STANDARD	£7.50	FESTIVAL XS-XL	£25
PINS, PATCHES	SEE WEB PAGES	WITH EAR FLAPS	£10		
MUGS, COASTERS		LEGIONNAIRE'S	£8.50		

### WHITE HORSE KITE FLYERS CODE OF PRACTICE

Always fly safely.

Always be considerate to others using the same area be it noise or physical intrusion into their space.

Always fly legally taking in to account all national, local and CAA restrictions and by-laws.

Never fly at a height of more than 60m above ground level, in the UK unless a CAA clearance is in force (as at kite festivals). If you don't know what the clearance is ASK!

Never fly a kite in wet or stormy weather. Always try and keep your line dry.

Never fly a kite near power lines, transmission towers or aerials.

Never fly near Motorways, roads, car parks or railways.

Never fly near airfields.

Never fly a kite with anything metallic in the line.

When tethering a kite ensure that the ground anchor is suitable (see BKFA report 6 June 06).

When flying large kites always use a brake line.

Always wear good quality gloves when flying large powerful kites.

Always give priority to domestic animals particularly if they are showing signs of distress.

Always clear up after yourself, especially lines, tails and bits of plastic that could trap, choke or injure domestic or wild animals.

Never fly near those kite-eating trees.

**NOTE: Use of traction at Barbury Castle is forbidden by law.**

Finally remember.....your kites can get really quite lonely up high in the sky; just occasionally, look up and give them a SMILE. It will make you feel better too.

WHITE HORSE KITE FLYERS meet at Barbury Castle Country Park on the second Sunday of each month.

Your local contacts are: -

Neil Harvey +44(0)1285 740295

Arthur Dibble +44(0)1635 865976

Dave Robinson +44(0)1793 824208

This issue edited by Arthur Dibble

(Contributors this issue:- Neil Harvey, David Robinson, Arthur Dibble, John Browning, Di Baggett, Peter Massey, Hayley Gillingham)

Please send articles to [cowpat.ed@whkf.org.uk](mailto:cowpat.ed@whkf.org.uk)

Subscription AGM to AGM: £14 (including 4 issues of COWPAT HILL and kite flying insurance at club approved events.)

COWPAT HILL is the journal of The White Horse Kite Flyers and whilst every care is taken when compiling it, The Club and it's officers cannot accept responsibility for any omissions or errors that may occur. Any information printed are the views of the individual submitting them and not necessarily those of The White Horse Kite Flyers Club, its committee or its members.