


Cowpat Hill

White Horse Kite Flyers
Spring Issue 1999
April - June



Millennium

What could we do? Could the club get 2000 kites up in one go? Could we boost membership to 2000? Could we cobble up a 2000 sq. ft monster? Could we fly something at 2000ft over the midnight hour? Could we stick 2000 postage stamps together and make a kite out of the collection? Could donate 2000 10p's (or even perhaps 20p's or 50p's) to some worthy cause? Could Vic drop 2000 teddies? What about flying the huge legs (or anything else) over the Millennium Dome? I bet Tony Slater will make a dash to be the first person to fly a fighter inside the Dome. How about digging a millennium white horse by the side of the old one?

What if we made a concerted effort to delay the celebrations until the real millennium a year later? This would give us a bit more thinking and preparation time.

In order to do the thing properly, the event should take place the moment the clock strikes midnight. Remember that this will happen (a) in the night and (b) in the middle of winter. Outdoor activities can be uncomfortable - think of the wallies who jump into Trafalgar Square fountains; I'm sure it does them no good. Perhaps, if we compromise between the popular year 2000 and the real year 2001 dates, we could choose midway between the two and do our thing in warm June. Good Plan.

If we construct our fountain up on Cowpat Hill, we could all jump in and sing. I'm sure we could find a prefab sort of arrangement - say a blow-up paddling pool which could be taken away afterwards so as not to upset the warden. Yes. This is a good plan and by far the best suggestion so far. The details - like, do we sing "Auld Langs Wassiname" or do we compose our own Club Millennium song to sing as we jump into the paddling pool? As I say, the details will have to be sorted out but we do have plenty of time.

I have no doubt that the wisdom of this Good Plan will sink into everyone's consciousness in time and that there will be no shortage of suggestions for filling in the details.

Please send your suggestions to our Editor.

Ciarence T Newtstuffer Jr, FBAI.

White Horse Kite Flyers
PO Box 585
SWINDON
SN3 4YR

White Horse Kite Flyers

Minutes of Committee Meeting

28 February 1999 - White Hart, Wroughton

Apologies

Brenda Parnell, Ron Miller, Neil Harvey, Ron Gunter, Dave & Jane Jones.

Finance

Bank balance at 5 February 1999 was £1,931.71. The festival normally costs the club about £1,000, therefore we are well set. The Committee confirmed that they are happy with the current method of reimbursing club members who attend events.

Festival

General Running - There is a new Marketing Co-ordinator at Wroughton, who is keen for the festival to be a shared event and is very positive. In the past the Club has paid £300 towards the advertising of the event. It has been agreed with Wroughton that they will pay all the advertising costs. Agreed that the fees charged to traders would be £50 for one day, £70 for the two days (same as the last two years). The layout of the site will be changed so that the traders are located outside hanger 3 and the Club tent outside hanger 4. The swings will also move outside hanger 4. This is all subject to confirmation by Wroughton. There have been no invitations sent out to traders yet. It was agreed that the traders who attended last year will be invited this, with the exception of the jewellery stall and the Swiss trader. If there any traders who do not want to attend, others will be invited to attend as appropriate. Committee agreed that they will be responsible for ensuring that no car boot trading takes place during the festival.

The caterers have caused problems in the past because they were only willing to pay commission, last year despite being the only trader they only paid £100. Dave Robinson has identified an alternative caterer who is willing to pay £200. Dave to see if this new trader is willing to be on site for breakfasts (ideally both days but definitely for Sunday), if he is unwilling to do this the old caterer will be asked. Agreed that the fee for the caterer will be £150, a deposit will be obtained.

Pete Dawson agreed to run the camp site, fees will be collected by Wroughton staff (the Marketing Co-ordinator is planning to stay on site for the two days of the festival).

Guests - In the past the club has invited the same guests as Weymouth. However the only American is Pete Dolphin, who has never taken up the invitation. The other guests are all European and the committee do not believe they will willing to stay in the UK for four days. It was therefore agreed to invite our own guests. The Mega Team are intending to be at Wroughton. Pete Dawson will ask Phase 2 if they are willing to demonstrate. It was also agreed to invite Geoff Crumplin, Christian Baden

Powell and Tim Wilcox. Janet Poulter to ring Christian Baden Powell and Tim Wilcox to see if they would be interested in attending, before the invitation is sent.

Bar - Roy Broadley has agreed to provide a bar at the festival. He will arrange the licence; supply the beer, wine etc. on a sale or return basis; provide marquee for a cost of £80; provide the bar staff. It has been confirmed that Wroughton do not have a problem with a bar. The bar will go beyond the swings and roundabouts outside hanger 4. However Roy has asked that someone from the Club help him by picking up the marquee, beer etc. Dave Robinson to speak to Donald Capewell to see if he would be willing to help - if he still has his truck.

Evening Events - The evening events will be run in the bar, which may need to be extended with the club tent. Dave Jones to include an item in the next magazine seeking items suitable for the raffle, will also need a volunteer to be a ticket chick in the absence of Marla Miller. There was some discussion about a talk to be given on the Saturday evening. It was agreed that the committee will contact any suitable speakers and if willing pass their details to Dave Robinson.

Any other business - It was suggested that Wroughton be asked to arrange something in the hanger, for example paper aircraft folding. Pete Dawson to follow-up contacts from the model engineering exhibition. Arthur Dibble to investigate having some model rockets outside. Dave Robinson to contact Ian Meredith to confirm that the Buggy Club will be coming to the festival and that they have their own insurance. Janet Robinson will sort out the height clearance.

Club Equipment

The club has spent £300 buying a 40 foot pneumatic tower, which has an 8 foot extension. This will be used for teddy parachuting when there is insufficient wind for a kite. The basic rig will be the same as that used for kites. The tower is currently at Neil's where it is being put on a trailer to easier transport. There are some problems with getting a suitable pump, but this is being looked into by Arthur and Pete Willis.

Club has spent £50 buying two windsock from a lady in Beccles. One advertises the Great Yarmouth festival, Pete Willis has volunteered to sew in two new panels, it was suggested that he should also add a reducing string to the end. The second is a 50 foot tapered spin sock, which unfortunately split on the first flight. Arthur will try and mend it, but he is not sure if he can fix it as it is only single seamed.

PO Box Number

There have been problems with the PO Box Number because the Post Office cancelled it in error, this was not identified for four months. This has now been corrected, Janet Robinson is seeking compensation and has obtained a letter of apology, it was agreed to keep the PO Box Number. Janet Robinson will write and advise the Post Office that we will be deducting four months rental from the next payment by way of compensation. Pete Dawson to publish the letter on Rec.Kites and

Dave Jones to put it in the next magazine.

This Year's Events

Stowe - no information available in Neil's absence. Believe same arrangements as before.

Shipton Bellinger - June 12, club is providing a workshop and display of teddies.

Festival of Free Flight - 3 & 4 July at Wroughton.

Uffington - 3 & 4 July, Pete Dawson to advise that the club cannot attend.

Hengistbury - Martin Croxton will attend.

Aldershot - Arthur Dibble, Dave and Janet Robinson will attend.

Castle Cary - 12 August, Phil Scarfe and Arthur Dibble will attend.

Full details of all events are given in the magazine.

Club Workshop

Sam Houston is prepared to come over to do a workshop on a Roller which is glued. His preferred weekend is 9 October - the same weekend as One Sky One World. He anticipates that the kite will only take one day to produce. It was agreed that the workshop would be held on 9 October, details to be given in the next magazine, and the cost would be £45. Phil Scarfe volunteered to give the February 2000 workshop.

Club Projects - thinking ahead for the Millennium

It was suggested that the festival in 2000 should be the biggest ever held by the club. Dave Robinson to contact the Japanese Embassy to get their assistance with getting sponsorship for the festival and getting a team over from Japan. Dave will also start contacting potential sponsors in the Swindon area. If any committee members have any thoughts they should contact Dave Robinson.

Club Brochure

Sean is looking into getting a brochure printed for the club. However it needs to be written first. Dave Jones to put an item in the next magazine asking for draft items for inclusion in the club brochure. All material to be sent to Janet Poulter who will write the brochure.

Any other Business

Pete Dawson has produced a new web page, find it at www.whkf.freereserve.co.uk

Dave Robinson passed Pete Dawson an article about web page domains for consideration and feeding back to the committee. It was agreed that at the next AGM Pete Dawson should be made officially responsible for the web page.

Close:

Arthur Dibble closed the meeting and thanked the committee members for attending.

A Kite Review

In 1998 WHKF proposed that one of the autumn workshops should be by Kathy Goodwind. She proposed to run a class which would make a twin-line kite. As she would have to have come from the States a reasonable number of people would be required to do the class to spread these costs sufficiently thinly. Unfortunately very few people applied and so the workshop had to be cancelled.

So that we could see the type of thing she was proposing Dave Robinson was sent a sample. At the January meeting I was asked to look at it. Even with no instructions it was easy to assemble. The shape is a very basic two line delta with single stand offs fixed to the sail. Joints in the all carbon frame are good and construction looks relatively straight forward.

I fitted a pair of 75ft x 100lb lines to the towing point clips , stood up the kite and pulled back on the lines. The kite rose easily with the pleasing roar typical of straight trailing edges . It flew beautifully with good horizontal tracking and lovely smooth loops which could be pulled into really tight turns when required without any tendency to stall. Passing it to Pete Dawson he enjoyed flying it and could not even force it to stall for tricks.

To summarise this would seem to be the perfect first two liner to make or fly. It was gentle enough for even a small youngster to handle and was so forgiving they would have enjoyed their first flying experience.

If you would like to try making one give your name to any member of WHKF committee and if there is sufficient interest we will see if Kathy can come to this years October workshop.

Well that's a new venture for me to do a review I hope I am not running out of ideas or the Dibble free issue may become a reality.

Arthur

Young Carers Kites

Chance to fly at Uffington White Horse on May 23rd, starting at 2pm. Lots of children from the area will be involved.

I only have very limited details, but if you think you may be able to help contact Pete Dawson for more details.

Congratulations

Congratulations from all WHKF members go to Paul & Wendy Taylor. They are going to become parents.

Note Following Workshop

During my workshop on Teddy parachutes I was asked why I started sewing from the outside edge towards the centre. I had no real answer but on reflection it is because I learnt to make 'chutes from The Big Book of Parachuting Teddies and that was the way it was done there as they finished the centre by hot cutting a circle to give a clean vent edge. With my method of making you end up with a reasonable edge which you hem before making the final seam.

Having thought about this I decided to give it a try from the centre outwards. In future all my 'chutes will be made this way as it gives an even better finish. I still use the same trick of tweaking the rip stop as it goes through and find it is much easier to get the outside edges to line up. Even if you get it wrong removal of a bit off this edge is much less noticeable.

This only goes to reinforce John Browning's comments from the previous workshop "The tutors learns as much as the participants."

A NOTE FROM THE TED BERETS

We have decided this year that any money raised by The Ted Berets at events which do not have specified charities, will go to "The Royal National Lifeboat Institute" This follows two incidents last year when two of our brother bears were nearly lost and could have done with the support of the RNLI even if they don't cover inshore waters at Aldershot.

Arthur

Robinson's Ramblings

Another year, another kite season, where do the years go? Before we know it, it will be Christmas! Janet, Madge & Myself have recently returned from a visit to the kite workshops at Fort Worden, other WHKF members at the event this year were Simon Hennessy and Pat & Ron Dell, making their second visit. Also making a surprise visit were "BIGFOOT" Neil Harvey, and that other bigfooted person Doug Jones, appearing as a building surveyor. Neil and Doug had sneaked out of the country on the Friday, prior to our arrival on the Wednesday, at Ron & Marla Millers. With the use of mobile phones they had warned Doug of our imminent arrival in Tacoma. He was first spotted by Ron Dell, walking away from a construction site, close to Ron & Marla's, complete with hard hat and measuring stick. You can imagine our surprise to see Doug walking up the street when we had no idea he was in the USA. The second "surprise" didn't happen until about an hour after we had arrived. Somebody spotted a "BIGFOOT" running about in Ron & Marla's back garden, this turned out to be Neil, who had made an Ape suit to fool us all, I told him he should wear it more often, it suited him!

This was Neil & Doug's first visit to Fort Worden, I think they were impressed, mind you it would be difficult not to be impressed at this event by anyone who liked kite making and sightseeing. Fort Worden is by the sea and in the distance is the Cascade Mountain ranges, the tallest mountain that we could see was, Mount Baker, it looked magnificent.

This was the sixteenth year of Fort Worden and it goes from strength to strength, when you consider that at their first meeting they had thirteen participants, this year it was close to two hundred, they have classes for everyone from learning how to sew up to some really complicated kite making.

This leads nicely into our next workshop in October, the 9th to be precise. We are bringing back Sam Houston, from the USA, to do one of his superb non sewing classes, this year's kite will be a Roller, and you will find further details and a booking form elsewhere in this publication. You will notice the date of the workshop is the day before "One Sky One World" day, the idea being, you will make the kites on the Saturday then fly them at Barbury on the Sunday. Please note Sam can only cope with a maximum of 24, so return those forms rapidly, to avoid disappointment!

If I haven't sent you into a deep sleep yet, and you can remember my opening lines at the beginning of this "ramble" I can't believe the festival is only a few weeks away. This year's invited guest is Christian Baden Powell from Germany, with his range of attractive single line kites, he is bringing two friends with him, Robert Luka & Miek Schlenger. We have also invited Tim Wilcox from Exeter, and Geoff Crumplin with his asymmetric fighter kites. Look out for his new kite, he calls it a mono-line sport kite. The Festival couldn't take place without lots of club members efforts, especially those who get the site ready on the Friday, there is always room for more, so if you can spare some time, all offers of help are gratefully received. There is one thing that we can all do to help over the weekend, if you see any litter lying about, please place it in a bin, one of the biggest jobs after the Festival is the "Litter Sweep" that Neil has to organise on the Monday. We are responsible for clearing up the site completely. There is a new Marketing Manager at Wroughton. She is very keen on helping the Festival become a great success, so much so, they are covering all of the advertising costs of the event. In the past few years we have had to share the cost, this will mean a saving of £300, this year.

This year, for the first time we will have a Beer Tent, thanks mainly to Roy Broadley of Kites Up, he has a friend who runs a pub, who is organising the licence. He is also supplying the tent and equipment. All we lack are tables and chairs if you know where we can get some from, please let us know.

Let's hope that the weather is kind to us this year, so that we have a festival to remember.

Regards

Dave Robinson

Dates for Your Diary

Date	Place	Type of Event
11th April	Old Warden Barbury	
24th & 25th April	Stowe	W
1st & 2nd May	Weymouth	
8th & 9th May	Swindon	All hands on deck
22nd May	Grange Infants School, Swindon	W
23rd May	Young Cares Kites, Uffington	
5th & 6th June	Basingstoke	
12th June	Shipton Bellinger	W,D,T
13th June	Barbury & Jane's Birthday	
26th & 27th June	Shrewsbury Southampton	
3rd & 4th July	Festival of Flight, Wroughton	W
10th & 11th July	Brighton	
31st July & 1st August	Hertsmonccux Castle, East Sussex	
7th & 8th August	Middle Wallop	W,T
8th August	Barbury Milton Keynes	
14th August	Coventry Taunton	
15th August	Hengistbury Head Aldershot	D,T W,D
21st & 22nd August	Cleethorpes	
21st August	Wanborough Show	W,D,T
28th - 30th August	Portsmouth	
4th & 5th September	Bristol	
12th September	Barbury Castle Cary	D,T
26th September	Old Warden	
9th October	Autumn Workshop, Headlands School	
10th October	One Sky One World, Barbury	

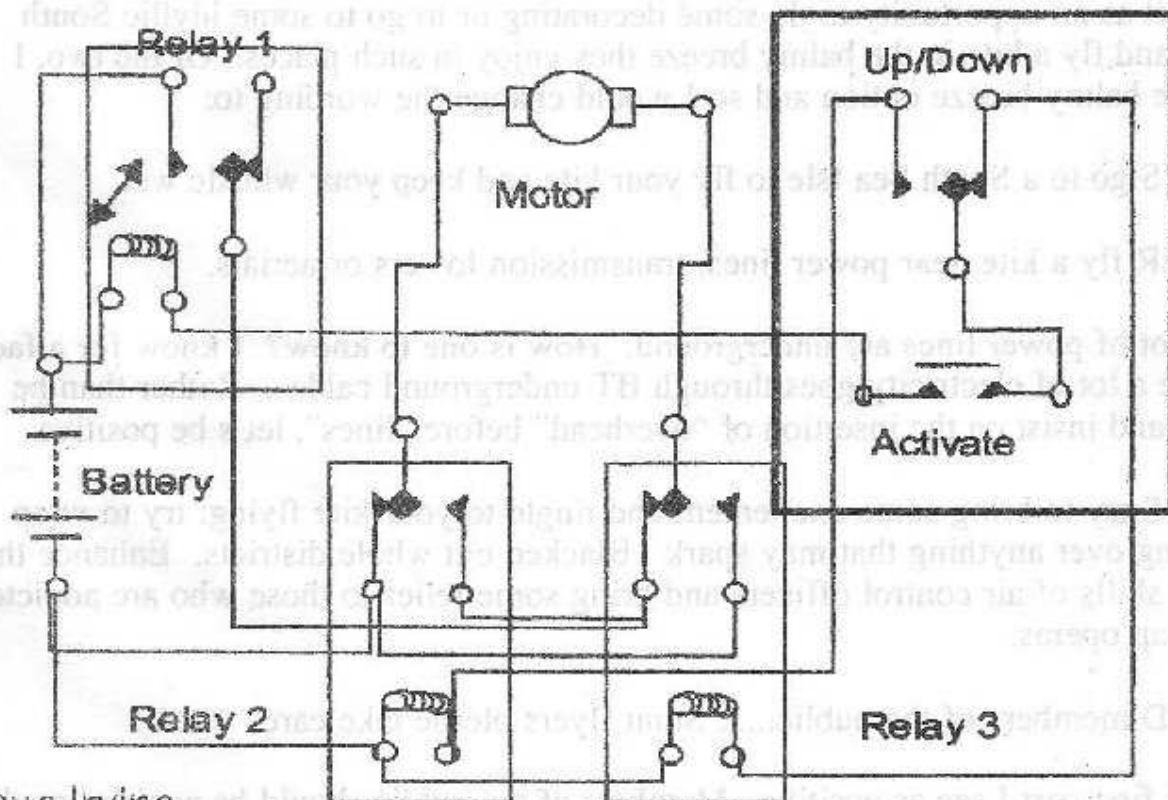
Key: W Workshop
T Teddy Dropping
D Display

All events are liable to alteration or cancellation, please check with Dave, Janet, Arthur or Neil if you intend to go.

Electric Teddy Dropping

I have been experiencing problems with my rig ever since I built one from the plans Arthur Dibble published in Cowpat many moons ago. Everyone else I have spoken to who has built a winch from Arthur's plans has not had the same problems as I. At first I thought it was the batteries I was using that were loosing their charge, but having the sole use of the leisure battery from my stolen caravan I found this was not the case. I had wired the system up using standard 13 Amp mains cable and the volt drop from this reduced the voltage from around 13.5 volts at the battery terminals to 11.5 volts at the motor. I had decided that 12 volt car relays would allow me to shorten the path that the voltage had to flow and provide more urge. This proved to be correct, as we found at Hengistbury this year where we must have dispatched around 250 bears during a full day from 10:00 until 17:00. Below is the circuit diagram. I used standard car parts from my local car spares store. The signal wiring is all flexible 240 volt mains cable and the drive cabling is the large thick wire that is supplied with the model engine starter motor. In the drawing the thick black box denotes the hand control unit which has a single two pole double throw switch and push button switch to activate the winch. Relay 1 is the activation relay which drives the motor. Relays 2 and 3 change the direction of the motor. The relays are only activated when the activate button is pushed so current only flows when the winch is in use. Another advantage is the ability to use standard three wire flex for the hand unit.

I hope the circuit makes sense and that there's no drawing mistakes as the original was done on a long lost piece of paper and this is from memory. Any questions, please feel free to give me a call on 01296 770422.



Doug Irvine

Kite Flying Safety Tips

Most readers, when they receive their copy of our prestigious newsletter will tear the literary gem from the envelope and, with unbound excitement, eagerly turn to the back cover to read the pure wisdom in the ever popular "And finally a note from the Editor". This regular feature must rank as a literary highlight which comes all too seldom in our reading lives: Pure wisdom.

How many readers continue down the page though? How many readers, inspired by our Editor simply pass into reflective reverie to consider in depth what they have just read? I suggest that the richness of "And finally a note from our Editor" may be too much and that some time for deep thought may be necessary before continuing to read the rest of the newsletter.

What chance of continuing down the page and reading "Kite Flying Safety Tips"? Very little I suspect. Perhaps if we were to augment the list of NEVERS and Things to AVOID, the feature may become, like "And finally a note from the Editor", a gem of challenging, inspiring and compulsive reading. I have a few thoughts on how this may be done and submit them.

Taking some of the points as they now appear and taking a positive rather than negative approach:

1. NEVER fly a kite in wet or stormy weather - try to keep your kite line dry.

This advice, if followed, would proscribe virtually all kite flying in England (and Northern France). A more positive way of looking at wet and stormy weather is either at it as an opportunity to do some decorating or to go to some idyllic South Sea Isle and fly a kite in the balmy breeze they enjoy in such places. Of the two, I prefer the balmy breeze option and so I would change the wording to:

ALWAYS go to a South Sea Isle to fly your kite and keep your whistle wet.

2. NEVER fly a kite near power lines, transmission towers or aerials.

Quite a lot of power lines are underground. How is one to know? I know for a fact that quite a lot of electricity goes through BT underground cables. Rather than be pedantic and insist on the insertion of "overhead" before "lines", let's be positive.

ALWAYS try to bring some excitement and tingle to your kite flying: try to wrap your string over anything that may spark. Blacken out whole districts. Enhance the attentive skills of air control officers and bring some relief to those who are addicted to TV soap operas.

3. AVOID members of the public..... Stunt flyers please take care.

Now this first part I see as positive. Members of the public should be avoided at all

times and in all places. This would benefit all parties and lead to a more tranquil world in which peace will reign and pretty flowers will sprout up.

As for stunt flyers, they should also avoided.

The positive alternative:

AVOID members of the public. Take care of Stunt flyers.

4. NEVER leave bits of flying line etc. on the flying site.

I think "flying line" means string. I may be wrong and would not feel hurt if corrected. "Etc". of course, can mean anything in the whole wide world. The advice not to leave anything behind could be misinterpreted. What, for instance, if otherwise well-meaning kite flyers took the rules to heart and never left anything behind. What if they took all the grass home? What if they took all the squidgy bits of sheep and cow poos home? You'd have to change the name of our newsletter and we wouldn't want that would we? No, a more positive approach is needed:

ALWAYS leave the poos alone.

I think you will agree that "Kite Flying Safety Tips" could well be uplifted in the way I have suggested. Comments (as many and as constructive as possible) to the Editor. Praise too, of course.

T Incheek

Hertsmonceux Castle Kite Festival

Details have been received about this new event.

Dates: Saturday 31st July (kite flyers only)
Sunday 1st August (kite flyer and members of the public)

Venue: Hertsmonceux Castle, East Sussex

What's on? Barbecue and beer tent on Saturday evening.
Camping and Caravan facilities (no electric hookup)
Kite Workshop, Craft fair, Junior fun fair, Pony rides
Youth Orchestra, Dog agility (all on Sunday).

What for? To raise money for local, national and international charities.

Interested? See Dave Robinson for more details.

Kites in History.

When is an aeroplane a kite and a kite an aeroplane? This is not a philosophical treatise but a poor attempt to put mans early attempts to fly into some sort of perspective.

We are led to believe that man has been inspired by watching birds fly, which is all very well, cos birds are good at it by the time we see them. What is not often observed is the way they learn, teetering on the edge of the nest or bough until they fall off or are pushed by a frustrated mother. They then either learn to fly, or not, before they hit the ground, and evidence would indicate that they don't always make it. Now personally if I was going to learn to fly, I would not take this route, yet history is filled with brave souls, most very quickly deceased, who armed with no more than a belief that they could fly, launched themselves of something high only to find that gravity was the winner. Amazingly this is repeated over and over, and not just flying. Parachutes are another example where man has started from the top diving board, rather than the edge of the pool. So why would any right minded person do it? I believe it is all a cover up to protect the aeronautic industry and deny kites and kite flyers their rightful place in history.

Take Icarus, for example, no not the one Martin Lester makes, the one before. The legend tells us that Icarus soared until he was so close to the sun that the heat melted the wax holding his feathers on and he crashed to the ground. No way, as you go up the temperature goes down, so what was going on. The truth is that Icarus' dad was a member of the Greek kite society and was knocking up a new bird kite for the spring Olympiad at Aldus Vardonus. Being Greek and logical he figured out that if birds had feathers then a kite with feathers had to be a better bet than one made from papyrus so after gluing on feathers for 3 weeks it was down to the field for a test. Now we all know the drill, one person holds the kite (Icarus) while the other (his dad) walks down the field unwinding the line. Icarus hold up the kite on the signal and dad starts running, up goes the kite, Icarus with it, because most of the glue from the feather has run down the frame and Icarus is stuck. Like most new kites there is a few seconds of hope followed by the graceful arc of despair as it flies nose first into the ground. Icarus is not well, in fact not to put too fine a point on it, he is dead. Panic sets in, as it is not considered the be socially acceptable to mortally injure people with kites, so dad conjures up this wonderful and morally uplifting tale about Icarus flying up to the sun etc. Little did he realise that 20th century science would point out the fallacy of his story, but by then he didn't care anyway.

Daedalus is another case in point, an ancient legend that does not hold true. We are told that he managed to fly halfway across the Aegean Sea. palpable nonsense! Only the advent of modern composites, mylar, racing cyclists and major amounts of computer time have made it possible, so how did he manage it 3000 years ago? Nothing more than what we have all experienced, I'm afraid. Again you notice that Daedalus was the son of a less famous father, and father had been taken in by the stories circulating about Icarus' ill fated flight and in the manner of most fliers, reckoned he could overcome the problems. So to avoid the kite flying too close to the sun, he would tether it with a line woven from hemp and olive bark As with all Greeks of the time, he had everything planned to the nth degree. Chariots laden with rocks as ground anchors, several slaves, only too happy to have the day off from domestic servitude, to pull the kite down after its flight and a good wind blowing down the beach at Heliopolis.

After a few trials to get the bridle just right, the kite was let up to fly stably and majestically over the beach. Daedalus watched with intrigue and a devious plan formed in his mind. If he could in some way strap himself to this contraption and allow himself to fly above the beach, he could with ease look down on the stretch of sand reserved for naturisti, which he had heard tell was an area where the wives and daughters of the local nobility divested

themselves of clothing, and after liberal coverings of coconut oil, disported themselves au naturel in pursuit of the proverb that a healthy body bred a healthy mind.

Daedalus was not so worried about the healthy mind, but more about the healthy bodies he could gaze down on, so whilst dad repaired to the taverna to celebrate the success of his new kite (sound familiar) Daedalus persuaded the slaves to bring the kite down so he could attach himself with a crude harness he made from his belt. Slowly the line was let out, and joy of joys, he rose into the air and soon was peering down onto a sight which set his pulse racing. he could hardly contain himself, where to look next?

A situation which was resolved in a manner familiar to all of us who fly on beaches, from the dunes appeared a scruffy little papyrus kite, gyrating wildly. Recently bought from a vendor on the sea front, it had as little chance of flying as a house brick, but having parted with 2 Drachmas mother and child were determined it would fly some how. So up and down the beach they ran, oblivious to the direction of the wind, until, as inevitably happens, the linen thread they were using tangled round the line attaching Daedalus and the kite to the chariots.

All kite flyers will know by now what happens next!!!! Linen with a breaking strain of 3 drams cuts hemp and bark flying line with breaking strain of 6500 drams. It is a few seconds before the slaves connect the twang with the cries from above as Daedalus rises gracefully into the sky and out over the sea. The severed end of the line bounces down the beach tantalisingly in front of the slaves, who know that they will be in for a severe lashing if they do not secure the kite and the Masters son. As we all know you never do catch it, so the slaves and other assembled bystanders who congregate in the face of such adversity, watched aghast as the Kite, Daedalus and trailing line set off across the Aegean.

That should be the end of the story because we know the kites are never seen again in such situations, but amazingly, just four days later, the local trireme ferry arrived, and who should step of but Daedalus with an amazing story. The severed line from the kite trailed in the sea and absorbed so much water that it provided sufficient drag to keep the kite on even keel as it drifted south. As a very unwilling passenger, Daedalus could see no way out save dropping into the sea and a watery death so vowing never to go near another kite he drifted on.

As night fell, the wind slowly dropped and the kite got ever nearer to the surface of the water, with its reluctant passenger almost running to keep above the waves. Finally the kite settled onto the surface of the water and Daedalus undid his crude harness before he was dragged down. He turned to swim away only to hit bottom. He was on a gently sloping beach and down the beach were running a great crowd to see what this strange craft had brought to their Island. When Daedalus explained where he had come from, the crowd were astounded, this was unheard of, man flying unaided over the sea. He was a hero and returned to Heliopolis as such.

Only a very small group knew the truth. The slaves, and they would not tell or their lives would be hell, the mother and child, who had run away after seeing what they had done, and Daedalus, who was hardly likely to admit to what his voyeurism had got him into.

And so, another legend becomes accepted fact (apart from kite flyers who know differently).

Hugh

Sky Chat or the Missing Chairman

Well, it was like this. Somebody said, "How would you like to go to Fort Warden Workshop?" So I said, "Yes please." They they said, "You must not say anything to anybody about going." I asked why to which they replied, "To give the Hon. Sec. a surprise." The only trouble was that, to get there before him and the rest of the GANG, we would have to go on the Friday before, as that was the only flight available. This meant missing Barbury on the Sunday. That got minds thinking was he more under the weather that we had thought or had he gone north to help a relation as he said? Possibly, did he want a break from kites or had he just maybe slipped across the pond? Still, it provided plenty for conversation up at Barbury. The Hon. Sec. and Hon. Treas. did a bit of phoning that did not put their minds completely at rest, but nearly. Fast forward to Wednesday to await the arrival of the "The Gang" late afternoon. Thought going to the airport was too easy and would confirm any suspicions they might have that we were there, so plan 104 was put into action. District Surveyor Doug Jones was just, by chance, surveying the road by Ron and Marla's house. First surprise, then to settle down to some food and a good old chin wag. Then, just as things were running along nicely, about half an hour later there was a commotion in the garden. A Bigfoot was running amok. Was this the find of the century, the Seattle Bigfoot that is so elusive? No, it was that missing Chairman gone back to the wilds and with his ears ringing to the tones of Hon. Sec. saying, "That's b***** Harvey."

Now, with the fun over with, we all got ready for the Workshops. Now we could see for ourselves whether Dave had told us the truth about the Workshops. Well, I have to report that he had. In fact, he had undersold them in some aspects. The only thing that was not first class was the food, but we did not go hungry. On to the workshops, which started at 8.00 a.m. through to 6.00 p.m. with an hour and a half out for dinner. I attended three classes, two of which were all day and a half day one on Sunday. By the time I had finished on Sunday I was whacked but very happy and I even learnt a few things. By the way, I think the rest were likewise impressed. I must also mention the RAFFLE. This was something else, Marla was 'Marlaizing' everybody with her Raffle Chicks backing her up. Over 400 items which raised over \$6000 or £4000 plus, of which a fair few found new homes back here. here's power to your elbow Marla.

It was all over so quickly but I must thank everybody over there for making it such an enjoyable time, especially Ron and Marla.

Now, back to reality, the season is just about to start so, as per usual, the normal plea. **If you can help please do.** We always need help at events, some more than others, so let us know if you can help and on which dates. I would like to think that it is better to offer than to be constantly asked. Do not forget our own Festival is just around the corner and plenty of help is required throughout the weekend. Anyone that can help on Friday to set up will be very welcome.

On 24th-25th April it is Stowe Gardens Festival, all help welcome whether in the workshop or displaying. The following weekend is Weymouth, just come and have fun! This year we have not been officially invited to put a display on, but there is no reason not to have a good fly.


As you see elsewhere that a winter workshop is in the pipeline, so book early to avoid disappointment. You have been warned. More workshops will hopefully follow later on. there are so many others things I could write about, but you will get bored if I go on any longer. So just remember, every little help helps and it adds to your enjoyment. Clean winds and tight lines.

Neil

Super Gran runs raffle!

You people just think that you know the "ould Madge", but when she has passport in hand and leaves the UK, you just take it for granted that she boards a plane to come to USA. Really she ducks into the phone booth and changes into "Super Gran" and wings her way here on her own powers. She tackles the Fort Worden raffle with vengeance. As you can see by these pictures, she once again comes thru, not only in dress, but also in success. Ask to see her Super Pin!

Now to be a little serious, we would like to thank her for all her hard work and doing with the other "Brits" Janet and David Robinson, Ron and Pat Dell, Simon Hennessey, Jean "Raffle Queen" Turner, Doug "Gee could I carry one more prize home?" Jones, and Neil "can I take one more class?" Harvey. Without these wonderful people I don't think that Ron and I would have looked so good. Not only did they help log all 453 raffle items, they also sold tickets (20,595 of them in two days), but they also brought items for the raffle. Also a special thanks to Phi (my other guy) Scarfe for the magical kite that had more tickets than any other item in the raffle and everyone wanted.



Tim Baz (Harry Potter) for the fantastic drawing of the "Cody Kite" and to Francesca Cator, a super "Thank You" for the super TED, who now lives in Spokane Washington.

We hope that someday more of you will be able to attend Fort Worden Kite Makers Conference and see what the heck we are talking about. Each year it gets better, thanks to the likes of these awesome people.

Hugs to all and rumor has it that Maria will be landing on the 18th of May and not wearing any costumes or surplines! I don't think!

Ron and Maria Miller

And finally a note from the editor

Thanks to T Incheek for his interesting article on kite safety, it's bound to stir up some form of reaction. It's a good job that I've got a sense of humour otherwise I may have taken "a fence".

Festival time again. Helpers needed, so don't be shy, especially on Friday and Monday. If you can help, even if it is only for an hour or so then contact Neil or Dave R. The list of guests looks interesting, weather permitting it should be a good event. All donations for the evening's raffle gratefully received.

Finally, don't forget your items for the club brochure.

Kite Flying Safety Tips

The NEVERS of Kite Flying

- Fly a kite in wet or stormy weather. Try to keep your kite line dry.
- Fly a kite near power lines, transmission towers or aerials.
- Fly a kite with wire or anything metallic in the line.
- Fly a strong pulling kite without wearing GLOVES.
- Leave odd bits of flying line etc on the flying site.
- Fly a kite at over 200 feet*.
- *Kite festivals may have C.A.A. clearance to fly higher.....ASK!

The Things to AVOID

- Motorways, roads, car parks railway lines or buildings.
 - Airfields and low flying air traffic patterns.
 - Members of the public.....start flyers please
 - Those kite eating trees
 - Animals.....they can be frightened by kites
- Remember.....but kites can get really quite close in the air.....but occasionally, look up and give a little bit of love.*

.....AND PLEASE, MIND THOSE POWER LINES!

Where the WHKF go to fly their kites

WHITE HORSE KITE FLYERS fly at Barbury Castle Country Park, Wroughton, Swindon, Wilts on the **SECOND** Sunday of each month
Will YOU be there?

Local WHKF contacts are:

Neil Harvey on: (01285) 740295

Arthur Dibble on: (01635) 865976

Dave Robinson on: (01793) 824208

and

Lynn & Brian Simpson on: (01793) 845346

COWPAT HILL

Journal of the White Horse Kite Flyers


Editorial Team: Dave & Jane Jones

15 Bucklebury Close, Stratton St. Margaret, Swindon, SN3 4JH

Tel: 01793 823493

Club Subscription: £6.00 (One year UK)
(including postage and kite flying insurance)

Whilst every care is taken when compiling this journal the WHKF cannot accept responsibility for any errors or omissions which may occur.



THE
NATIONAL TRUST

**STOWE
KITE
FESTIVAL
APRIL
SATURDAY 24th
&
SUNDAY 25th
10.00 AM- 5.00 PM**

**ENJOY A FAMILY DAY OUT
£1 PER PERSON
ADULT'S & CHILDREN.
(Under 5's free)**

£1 off entry to the garden, on
presentation of Kite festival Ticket.

**WHAT'S ON
KITE FLYING,
KITE WORKSHOP,
TEDDY BEAR PARACHUTING,
TRADE STANDS**

WHITE HORSE KITE FLYERS

AUTUMN WORKSHOP

Saturday 9th October 1999

HEADLANDS SCHOOL SWINDON

I am pleased to announce that we are bringing back, Sam Houston from the USA, to do one of his superb workshops. For those of you that did Sam's Genki workshop about three years ago, you will remember his attention to detail. Sam's kites have NO sewing; they are all assembled using double-sided adhesives. The kite that Sam will be doing in this year's workshop is a Roller; an old British Kite that Sam has successfully adapted to his method of kite making. The kite is made from Icarex, with the spars in carbon fibre. The fee is £40.

You will notice that this is a one-day workshop that takes place on the weekend of "One Sky One World" the idea being that you can make the kite then all meet at Barbury on the Sunday to fly it. The kites will be multi-coloured and they will come in prepared kits, if you get a kit with a colour scheme you're not happy with, you will be able to swap it with a fellow participant. The kits leave nothing to chance; you even get toothpicks so that you can scrape off excess adhesive. However you will need to bring a few items; Pencil, Knife, Straightedge.

This workshop is limited to 24 people, if the last time Sam did a workshop is anything to go by demand will exceed supply, so unfortunately it will be a first come first served basis if you miss out I will apologise now. All I can say is get those booking forms and deposits back as soon as possible.

Complimentary tea & coffee will be available throughout the day, lunch will be "Potluck" style, you bring some food that you have bought or prepared yourself, we add it to the "POT" and share it, We have full use of the School kitchen so we can re-heat any of your recipes. If you require accommodation for the weekend, there are several bed & breakfast places within about two miles of Headlands School. Obviously, to avoid disappointment these will need booking early, so contact me and I will give you phone numbers.

BOOKING FORM

NAME _____

ADDRESS _____

TELEPHONE NUMBER _____

*Cheques made payable to W.H.K.F. Return to PO box 585 Swindon, SN3 4YR
£20 deposit required. Please*

REGARDS

Dave Robinson

Secretary W.H.K.F.