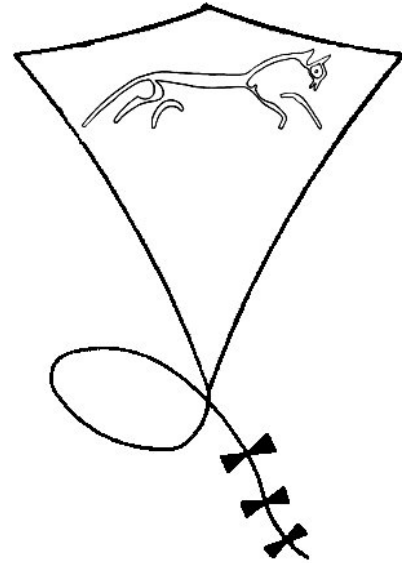


Cowpat Hill

Journal of
The White Horse Kite Flyers
Issue: Spring 2013
April ----- June



Thin Pickings

I gave you fair warning so here is your first reduced magazine. It is a very sad day for me but you have only got 14 pages this issue. The first time since I took over as editor, that you have had less than the optimum 16. Many thanks to Martin our new contributor without whom we would have been down to 12 pages. If the pictures don't come out well you can see them on the web page in full colour.

The arch got its first outing at The Club meeting in March. The forecast was for strong winds so the venue was changed to Lydiard Park. Here the winds were very gusty but we managed to get the ribbon out and gave it a try. It proved to be rather unstable and although much of this could be put down to the wind condition we decided that we needed a method of changing the angle of attack to the wind. Also the handles kept sliding out of their tubes so this also required correction. Both these problems have now been corrected and if we ever get any reasonable weather we will try again. Thanks to those of you who attended the workshop and helped.

WHITE HORSE KITE FLYERS

PO BOX 585

SWINDON

SN3 4YR

www.whkf.org.uk

info@whkf.org.uk

DIARY DATES

W = Workshop, D = Display, T = Teddy bears

April

21st Newbury Guides{WDT}

27/28th Jolly Up 12

May

4 - 6th Weymouth

11/12th Barmouth Spring Festival

12th Barbury Castle

24-29th Margam Park

25th Roves Farm {WD}

June

1/2nd Basingstoke

9th Barbury Castle

8/9th Weston

15/16th Southampton

29th Milton Lilbourne Recreation Ground SN9 5LQ{WDT}

29/30th Shropshire Kite Festival

July

14th Barbury Castle

13/14th Brighton

20/21st Beresford Hall

20/21st Malmesbury

27/28th Dunstable Downs

August

3/4th Jolly Up 13

10/11th Teston Bridge

11th Barbury Castle

24/26th Portsmouth

31 - 1/9 Bristol

September

8th Barbury Castle

28/29th Fun Fly

October


5/6th Banner Workshop

13th Barbury Castle OSOW

IF YOU HAVE ANY DATES PLEASE LET US KNOW SO THAT THEY CAN BE ADDED TO THIS LIST

For other dates please go to <http://www.kitecalendar.co.uk/>

DEAD-LINE FOR NEXT ISSUE 30th June 2013



Never mind singing
"Somewhere Over The Window"
get me down you buggers!!

NOG
2013

Postcards from the Hedge....experiences of a White Horse Virgin

In the Beginning

So here I am after my first year with the club, attending my second WHKF AGM. It's post lunch and I'm sat at the back snoozing quietly (sorry Arthur), looking back on an eventful but largely successful first year (success being defined as: none of my kites are currently residing in the trees at Barbury Castle or Lechlade nor are causing a hazard to shipping off the coast of Weymouth or Portsmouth).

It was at this point that our illustrious chairman asked for further contributions to the club magazine (see - I was listening really). So I thought it might be fun to share my experiences which come from the perspective of someone who, well frankly, doesn't know what he is doing nor is blessed with a natural dexterity. For calibration purposes perhaps a few illustrative examples would help:

I break most spars before I even launch.

Why are all kites designed such that, once assembled, the bridle is always wrapped around one of the spars? (Note: it's always around just the one spar never a balanced pair)

Why don't my kites fly in light winds?

Why don't my kites fly in strong winds?

Why does it take 30 minutes to assemble my (admittedly quite large) Cody Kite and why is my daughter lying on the beach crying with laughter rather than helping me

Would it have worked better if I'd secured the line to the stake before launching the sled?

Would it have worked better still if I'd hammered the stake into the ground rather than left it in the car?

What actually is a bridle and why would I want to adjust it.....

....and if I do adjust it will the kite ever be the same again?

Previous History

OK so I'm not a complete beginner. Like many, my first proper kite at the age of 10 was a Peter Powell stunt kite (blue with Aluminium spars) and I've flown kites ever since. My second kite was also a Peter Powell when the first one finally gave up the uneven struggle....

Time passed and I started to see these (American?) Delta shaped kites appearing. Clearly they wouldn't catch on since (a) they didn't have a tail and (b) they made a heck of a racket. However, over the years I eventually succumbed to the lures of a Benson Deep Space (challenging to my dexterity), a Nexus stack (good for lengthening my arms) and a Revolution (effective at frying my inadequate brain capacity).

It was at this point that, quite by chance, I found myself in Southsea one August Bank Holiday....

Portsmouth Kite Festival

....good grief what an eye opener! I'd never really appreciated the variety and scale of kites that could be flown. For me (although indulged by my wife and children) kite flying had essentially been a solo hobby for the last forty years. This was something completely different. I guess if my name had been Mr Toad, you'd have found me in a corner with a little gleam in my eye going "Poop, poop".

The flying displays were impressive (especially the Revs), the single line inflatables even more so (where can I get me one of those) and the range of kites for salewell frankly rather too tempting. I was clearly going to have to give this a go.

The problem was going to be: where to start!

T.O.M.

To be continued...next time: early experiences with sleds, lines, stakes and tails of the unexpected.

Health and Safety Guidance for the advanced flyer.

No 63: The public should not be intimidated except when there is nobody else around to witness the event.



No 27: Under no circumstances should large kites be allowed to consume the soul of the event organiser.



No 83: When pursued by a large footballer (a) don't look back and (b) remember to let go



The Fun Fly

Every thing is going ahead as planned with Linda Sanders arriving a few days beforehand to liven up the event. There will be the usual water available at the cricket pavilion, porta loos and disposal point. Kevin is booked to do the catering and it may be a chilli on the Saturday night, please remember to let us know if you want a vegetarian option. Camping price will be £7 from Friday midday to Monday. We may have to charge extra for the paddling pool outside!

As we ended up with surplus beer last year we are cutting that back to a single barrel probably from the local Halfpenny brewery. To supplement this there will also be a barrel of cider from Tutt's Clum cider farm. (Testing still on going.)

Camping passes this year will be on feathers that will also be available without the date. Please see Arthur for these that are available at £2. Also as previous years the mug at £8 and additionally this year a patch at £2.



On Saturday evening there will be a short auction of kite related items with proceeds helping to cover the event costs. Anything you could donate would be gratefully received and as ever your deep pockets will be welcomed.

Skychat

Well here we go into another season; it is at least dry and windy at the moment but blooming cold. Let us hope that this season will turn out to be dry, windy and warm for all the events that we are called to do and the ones we attend for the joys of kite flying. After all the hard work and sewing that has gone into the wind bow it will be great to see that at the events. I will have to try and find some energy to give a hand in flying it, I wonder if Sue will give me extra rations? Maybe a steak or two. One can but dream. With the events coming up if you can support any of them please let Arthur or Dave know so that we can get as many of us out on the fields of flying. I will try to do as many as I can do, but my capabilities are getting less each year much to my disgust. I have to get used to sitting back and letting the world pass by and I do not like doing that! I did ask the doctor for a new motor and more fuel, all he said was to get to the back of the queue and I'm still trying to find the end of it.

Arthur has been on to us to write more articles for Cowpat and I do hope that all of you will try to put something down about your experiences. That can be something else other than kite flying, maybe when you where you were or saw at a kiting event. It would please Arthur, but be careful we do not want him shocked too much as to cause another heart attack.

So here's to the New Season showing off your new winter creations with clean winds and tight lines.

Neil.

Ribbon Arch Workshop

There are several reasons for running a club project workshop. One of them is that it gets the club some nice display pieces to fly at events. Secondly it is to get club members involved, make them feel part of the club and we can get to know each other better. This is why when we run a project workshop we provide a snack lunch and then arrange a meal together in the evening. Several of the committee even support this by staying over in an hotel so that they can attend.

At the AGM in 2010 the Windbow or Ribbon Arch was suggested. This lay dormant until at a committee meeting in early 2012 it was revived and some more research was done. It was then launched at the 2012 AGM.

Plans were drawn up and suggestions for a pattern were requested. We are very grateful to Avon Kite Flyers who brought their Windbow for us to look at when we gained valuable information about the construction.

Having received a very limited number of suggested patterns one was chosen and the materials purchased. At the same time the hall at St Joseph's was hired and various templates were made. Fortunately being retired I was able to cut up and mark out the ripstop and make a start on the detail by completing the letters.

I loaded the car up with every thing I could think of and on the Saturday morning headed for Swindon. A good group of 11 turned out and once things were organised excellent progress was made with all the sections completed in pairs, complete with reinforcing strips. Every one got involved, if you didn't sew you cut up pieces of grp or dacron and stuck end caps, if you didn't have a machine you cut up ripstop and supplied the correct colours to those who did and if you weren't involved in any of this you ordered the pizzas for lunch.

We packed up and went our separate ways happy that we had, had a successful day. A few of us met up at an Indian restaurant recommended by our accountant. Thanks Helen it was great, I just wish there hadn't been quite so many chillies. Johnny Cash was singing well the following morning!

Sunday, what went wrong? Only six of us when we were starting to handle larger sections, hems on the wrong side, reinforcing on the wrong side, pieces that don't match up, pieces in the wrong order, sewing machines playing up. You name it, if it could go wrong it did go wrong. Eventually things started to look up and we managed to get all the pieces together in one just in time for lunch.

This time Janet had brought some jacket potatoes, cheese, beanz and coleslaw. This was all prepared by the school caretaker, Alan, who had been any army chef. Our thanks to him, it was great.

After that we laid out the whole thing to check we had got it right but even then there was one section with the reinforcing missing. Then comes the task of hemming that Don took on, whilst Janet and Dave T started folding Dacron edging strip for Dave R to attach. This was a much slower process than we had envisaged and at the end only one edge was done.

Dave R volunteered to take the arch home and complete the other hem and Dave T would then pick it up from him and over half term add the spar pockets and main reinforcing webbing.

This article was written the day after the workshop, who knows how far we will have progressed by the time it is published? Completed? Flown? Torn to shreds by the wind?

This was a fantastic project, workshop, weekend, enjoyed by all who attended and when the ribbon flies they will be able to say, "I did part of that". The question is, what happened to the rest of you? OK some of you are not well, others will have had previous engagements but please don't say you didn't know about it as the web pages are kept up to date with all the details. We are sorry we can't send every one a personal letter but with the cost of postage now a days it is not possible.

Please keep your eyes on the information available and come and be part of your club.

Pictures of the project in all it's stages can be found at:-

<http://www.whkf.org.uk/pics13/Ribbon/index.htm>

THE BEAR FACTS



A very occasional news letter from the Ted Berets in loving memory of Roman Candle in the hope of easing the pain for those of us who loved it and not giving the po-faced the satisfaction of believing they have won.

The end of an era.

We found out in February that The BOF himself has passed away. There was only one John Barker and no one can ever hope to take his place. Most kite flyers have something about them that makes them take up the hobby and many of them become characters of their own. John stood out even amongst these people. Not physically perhaps but you always knew if he was about.

With his cockney accent and a turn of phrase that would embarrass a trooper he never pretended to be other than extreme right of UKIP. Starting in July 1981 and continuing over the next 30 years John produce 100 issues of Roman Candle, (The Journal of The Bearly Made It Skydiving Squad, The international Brotherhood and Sisterhood of Parachuting Fauna and The Ted Devils) that was published in Kiteflyer The BMISS was set up by John when a bear's parachute opened at the very last minute and some one was heard to say “*!###**!”, that one barely made it” He intended it to be a joke but over 30 years it encompassed a great deal more than this including the rules for record drops that are widely accepted.


John also co-operated with Hugh Andrew to produce The Big Book of Parachuting Bears. This consists of 11 A3 pages of hand drawn sketches and notes that provides the most comprehensive treatise on how to parachute soft “cuddlies” (if it walks like a bear and talks like a bear.....) including plans for various sizes of parachute, material to use and detail of how to put them together with a backpack. Plus various lifting methods and releases

A favourite expression of John's was “the po-faced” frequently applied to stunt kite flyers but also encompassed any one who did not appreciate and share his views especially his idea of what it meant to be **English**.

I am proud to have been one of the recipients of the Fauna of the Year awards and I set up the BMISS web site with John's blessing. I shall keep it running as long as I can as a tribute to him. All issues of Roman Candle can be found here along with The Big Book.

We think this is probably the time to say good-bye. It's been a lot of laughs and we hope you have enjoyed it too. As John would have said keep on bear bombing. The Yuro-pratts can't touch you for it.

Keep B.M.I.S.S. alive by sending pictures, videos, record updates and anything else to be published at www.bmiss.org.uk. So that's it from Electric Arthur and The Ted Berets but please keep in touch via arthur@tedberets.co.uk or the good old snail mail.





B.M.I.S.S

BEARLY MADE IT SKYDIVE SQUAD
L.B.P.F. UK TED DEVILS



FRED BEAR & JOHN BARKER
WEST DRAYTON, MIDDLESEX
ENGLAND

TELEPHONE:

57- 14-94



Dear all,

Who can resist blackmail in the form of bacon and sausage samie in the amazing, zip up WHKF hostility suite MkII, especially after you have struggled for the better part of an hour, to put up the unassuming Mini Sky Divers collapsing sunshade.



What better blandishment than, "Oi, we still aint seen the colour of your money?" could be used to increase club membership albeit, though the increase, was of the dodgy variety, hopefully the realisation that I am now a card carrying member of what is arguably the most illustrious kite club in the country (boot-lick) won't lead to a mass exodus of fellow members, on account of "bang goes the club's reputation".




Having had time to fully digest the WHKF new member info pack(phew) I realise that the cultural section of the club is what I will gravitate towards, their activities sound really exciting and appear to be of the same intellectual level as I am, though I assume that it will be some time before I am fully aux fait with the jargon, what? for instance, doe Freepounfifty or you can kip on a Windsock mean? I am looking forward to finding out.



I am also looking forward to my first flight at the legendary Cowpat Hill, though I understand that of late the essential ingredient has changed from mainly cows to more sheep, which I hope is not entirely true as I will be disappointed if I can not compete in the world renowned frozen cowpat kicking championship, no, perish the thought that the championship will be reduced to kicking Five kinds of you know what out of sheeps, it's not the same.



In closing, fellow members, can I allay your fears that the good ship WHKF hasn't finally hit the iceberg, and honestly, no, don't know all 90 verses of Abide with Me.



toodle pip the BOF 



P.S. Suggestion for a WHKF project 95, shouldn't we go up and feed the poor bloody horse

Note: This has been retyped for clarity. Ed.

First published Autumn 1994

Robinson's Ramble

Janet & I were saddened on hearing the news of the death of John Barker, (The Bof)

We became a little concerned when we didn't receive a Christmas card last year, especially so when talking to friends who usually received one; said they hadn't got one either. One of those was Martin Croxton, who said that he would go to Johns' house to see if he was Ok. He made a visit to find that a young couple were now living there, Martin asked if they knew what had happened to John, unfortunately they didn't know anything about the previous owner, all they could tell Martin was that they had been there for a few months. And the previous owner had died. This information concerned us all but we knew that John was a carer for his very elderly Mother, so that information didn't confirm whether John or his Mother had passed away, so a couple of weeks later Martin went back to the street that John lived in, and knocked on some neighbours doors, at one of them he got confirmation that John had passed away in October. They said that they didn't know the cause of death, so a week later Doug Jones called at the local Coroners office to ask about John, Doug found out that he had died suddenly but the death hadn't been discovered for about a week, however they told Doug that there hadn't been a post-mortem because he had died of a known illness that he had been suffering from. A very sad end to such a character! A very big thank you to Martin & Doug for their legwork, without their work we still wouldn't know what had happened to him.

What a great response to the club's next workshop in October, Linda must be a popular lady, her workshop has filled up quicker than any other, since our first 20 years ago, that was done by Sam Huston, with his non-sewing method of kite making.

Am I the only person that thinks we have had a 10-month winter? I can't ever remember a period of time with the lack of what you could recognise as any decent weather. It certainly hasn't been kite flying friendly.

The club has been lucky enough to acquire a Hagaman Parafoil, Marla and Ron Miller had informed me that there was one being sold by Sonny Hamner, who had been a friend of Doug's. Because of the economic situation both sides of the pond, Sonny was finding it difficult to sell. I informed the Committee and we all thought that it was too much of an opportunity not to miss. We made an offer and Sonny accepted it, because he thought it was going to a very good home and to a club that really appreciates these kites, Sonny also decided to include a windsock in the price.

This is quite an appropriate acquisition because this coming December it will be the 20th anniversary of Doug's death, hopefully the club will be arranging an anniversary Hagaman fly.

Regards

Dave Robinson

Answers for PC27

- $2^6 - 63 = 1$
- Start both hourglasses together.
When the 4-minute timer runs out, flip it over (4 minutes elapsed, 3 remaining on the 7-minute timer).
When the 7-minute timer runs out, flip it over. (7 minutes elapsed, 1 remaining in the 4-minute timer)
When the 4-minute timer runs out, flip the 7-minute timer over. (8 minutes elapsed. 6 minutes remained in the 7-minute timer, but flipping it over leaves one minute's worth of sand on top. When it runs out exactly nine minutes will have elapsed.
- Four daughters and three sons. Each daughter has 3 sisters and 3 brothers, and each brother has 2 brothers and 4 sisters.
G = the number of girls and B = the number of boys:
 $G - 1 = B$
 $2(B - 1) = G$
Solving for G gives you 4 and plugging that in to $G - 1 = B$ gives you a B of 3.
- Dave

BANNER WORKSHOP

Eventually we got the 20 people to commit to the banner workshop. This was not quite as easy as David makes out in his Ramble. He didn't see the pressure applied on Facebook, thanks to all who helped there. We needed this number as getting Linda all the way from Australia is not cheap. We are very lucky she is prepared to come for the money we have offered. By the deadline date of the end of February we actually had 22 people signed up. Having checked the size of the hall we must set a limit of 26 and the latest date for getting a place will be 31st July. This allows the time Linda needs to prepare the kits.

Full size paper plans will be required and Linda will provide all the pieces pre-cut. You will then have to lay the pieces over the plan and hot tack them together. To do this you will need a piece of glass (light-box if you have one) or a sheet of Formica or a Teflon baking sheet to protect the top of the school tables. For tacking a 30/40W pencil type soldering iron with a narrow bit is required. The ones available from David Robinson, used at the Dan Kurahashi workshop, with the original bit, seem to do the job. Linda advises a long extension on this so that you can trail it up over your shoulder. I would advise using a light weight in line connector such as B&Q EAN: 5052931116690 rather than the standard 13Amp UK plug & socket. Working from one end of the pattern you then roll it as you progress and some small bulldog clips would be useful to keep this rolled up. Note you will require some sort of stand for when you put the iron down.

Linda hopes that every one will be completed to this point by the end of the first day leaving the Sunday for sewing. For this you require black thread and a machine that will do a single step zigzag stitch 4mm wide.

The banners being 2.4m high require a 3m pole and the advice here is to use a 4m one with the top section removed, as they are very flexible. You will also require a grommet to stop the sharp edges of the pole poking through the banner tube. Any one requiring a pole should let us know and we will see what we can do price wise.

It all sounds so easy when you write it like that but I am sure we will find our pit falls. So that every one can test their hot tacking and sewing Linda has kindly sent some scrap material and if you have not already had some please send me an SAE and I will send them or let me know if you are going to be at a festival where we can meet. Jolly Up 12 is my first this year. When you are doing your trials make sure you have a piece of paper between your work surface and your material; I found this made all the difference.

Lunch is included both days and will probably be Jacket Potato or Pizza on Saturday and we are hoping our chef will be available again on the Sunday. If for any reason we have to change venues we may have to use their catering.

Saturday evening we are booking at a restaurant, most probably the Chinese one we have used in the past but it is possible that they have a separate room, just down the road, that would be suitable for our increased numbers. The cost of this is not included in the workshop fee.

We are still having no success with finding anywhere close for camper vans. I have tried the council and Camping Club with very negative results. If you can help, please let others know.

It would not be a White Horse event if we didn't have the bag raffle. The proceeds from this go to help us keep the initial charges as low as possible so if you have anything, preferably kite related that you can spare please bring it along and we have people who have been trained by Marla, so make sure your pockets are deep. Without your generosity we couldn't keep running these events.

Q: Why do men's clothes have buttons on the right while women's clothes have buttons on the left?

A: When buttons were invented, they were very expensive and worn primarily by the rich. Since most people are right-handed, it is easier to push buttons on the right through holes on the left. Because wealthy women were dressed by maids, dressmakers put the buttons on the maid's right! And that's where women's buttons have remained since.

Basingstoke Kite Festival 1st and 2nd June 2013

**At Down Grange Sports Complex, Pack Lane, Basingstoke.
From 10am to 5 pm (both days)**

Come along and help us to celebrate our 21st Festival and join in the fun!

Guests from Home and Abroad will be joining in, and as well as things going on in the display arena, there will be the usual array of activities, along with various Kite & Food traders.

A raffle is held over the weekend with lots of donated kite related prizes, donations gratefully received! There will be a theme of TRANSPORT for those who want to fly theme related kites.

On Saturday evening we will have our usual Social Get Together in the marquee, and all are welcome (There is a small fee if you would like to join in with the Buffet, please let us know-in the Raffle area- on the Saturday in the morning)

Camping is available on the Friday and Saturday evenings for £7.50 (payable on the weekend) and there are showers and toilet facilities on site.

Come along and join in, and we look forward to seeing you there!!!

Contact:

Alan Cosgrove (Main festival Organiser) 01256 421800

Roy Broadley (Kites Up) 01256 812487

I HAVE RE-TYRED! - UPDATE

Last February I replaced a pair of tyres on my Fiesta with some "All-Season" tyres, to improve traction on open grassland while kiting. I have been so impressed with the improved all-round handling that I haven't waited for the other two standard tyres to wear out - I have replaced them also.

The difference on grassland is dramatic. I have maintained traction when even Range-Rovers were having problems. On made-up roads, handling, especially in the wet, is significantly improved. The general feeling of contact with the road is better, even at walking pace, and very reassuring.

NB: All the books say that grip on a hot dry road will be marginally poorer, due to the different rubber compound. I personally haven't noticed this. But then, I learned to drive in a Reliant 3-wheeler, and I am not "into" hard cornering...

Allen C

NORTH HANTS KITER'S JOLLY UP 10-April 27th and 28th 2013

It's nearly that time again to come and join us for another FUN Weekend of Kite Flying for Kite Fliers!

The site is located in the village of Cliddesden, just south of Basingstoke (not far from J6 of the M3).

Roy Martin's Sled competition will take place (to contact him directly please)

And for more of the same

NORTH HANTS KITER'S JOLLY UP 13 Aug 3rd and 4th 2013

Same format as always, so come and join us for another Jolly Up, and another FUN Weekend of Kite Flying for Kite Fliers!

We will also run the Competition for Garden Produce, which can cover fruit, veg, plants, anything really. Show us what you've been growing, it may win a prize. Rules are minimal and made up on the day!

There is the category for Home Made Hooch again!!

For both events:-

On site camping is available from Friday evening onwards (£7 per tent/camper for Fri and Sat evening).

The Saturday evening BBQ works well, so we will doing the same format. (£6.50 and bring your plate and cutlery as normal please!)

We will do Jacket Potatoes for those interested over the weekend, and Bacon rolls available both mornings.

The Auction will be held on the Saturday evening, and any donations gratefully received before or on the week-end (before 4pm please if poss!)

We hope to run the Beer Lift again, same rules as before.

Roy's Refreshment Tent will be open for Business, normal rules apply..

You can pre-order your tee-shirt / poloshirt, etc just email if interested in doing so.

For further info, please either contact:

Roy on 07778 352825

Colin on 07770 338419

Or e-mail roy@kitesup.co.uk

Please Note: these are NOT a Buggy/Boarding weekends, thank-you.

Club Merchandise

All items can now be viewed on the club web site. Prices do not include post and packing. Please contact us for these costs. Cheques should be made payable to WHKF.

T SHIRT S-XL	£9	POLO XS-XL	£14.50	SWEATSHIRT XS-XL	£16.50
T SHIRT 2XL-3XL	£9.50	POLO 2XL-4XL	£16.00	SWEATSHIRT 2-4XL	£18.00
T SHIRT FESTIVAL	£9	NAME	£4.00	FESTIVAL XS-XL	£25
PATCHES	SEE WEB SITE	TEDDY LOGO	£6.00		
PINS					
MUGS					
COASTERS					
STICKERS					CAP STANDARD

WHITE HORSE KITE FLYERS CODE OF PRACTICE

Always fly safely.

Always be considerate to others using the same area be it noise or physical intrusion into their space.

Always fly legally taking in to account all national, local and CAA restrictions and by-laws.

Never fly at a height of more than 60m above ground level, in the UK unless a CAA clearance is in force (as at kite festivals). If you don't know what the clearance is ASK!

Never fly a kite in wet or stormy weather. Always try and keep your line dry.

Never fly a kite near power lines, transmission towers or aerials.

Never fly near Motorways, roads, car parks or railways.

Never fly near airfields.

Never fly a kite with anything metallic in the line.

When tethering a kite ensure that the ground anchor is suitable (see BKFA report 6 June 06).

When flying large kites always use a brake line.

Always wear good quality gloves when flying large powerful kites.

Always give priority to domestic animals particularly if they are showing signs of distress.

Always clear up after yourself, especially lines, tails and bits of plastic that could trap, choke or injure domestic or wild animals. If you see dangerous rubbish left by others clear it up or report it.

Never fly near those kite-eating trees.

NOTE: The use of traction kiting at Barbury Castle is forbidden by law.

Finally remember.....your kites can get really quite lonely up high in the sky; just occasionally, look up and give them a SMILE. It will make you feel better too.

WHITE HORSE KITE FLYERS meet at Barbury Castle Country Park on the second Sunday of each month.

Your local contacts are: -

Neil Harvey +44(0)1285 740295

Arthur Dibble +44(0)1635 865976

Dave Robinson +44(0)1793 824208

This issue edited by

(Contributors this issue:-Neil Harvey; Dave Robinson; Dave Cross; Martin Crowther; Chris Mabon;
Allen Coates; Arthur Dibble)

Please send articles to cowpat.ed@whkf.org.uk

Subscription AGM to AGM: £14 (including 4 issues of COWPAT HILL and kite flying insurance at Club approved events) £5 extra for each additional family member. Personal Liability insurance £9.50 June-June.

COWPAT HILL is the journal of The White Horse Kite Flyers and whilst every care is taken when compiling it, The Club and it's officers cannot accept responsibility for any omissions or errors that may occur. Any information printed are the views of the individual submitting them and not necessarily those of The White Horse Kite Flyers Club, its committee or its members.