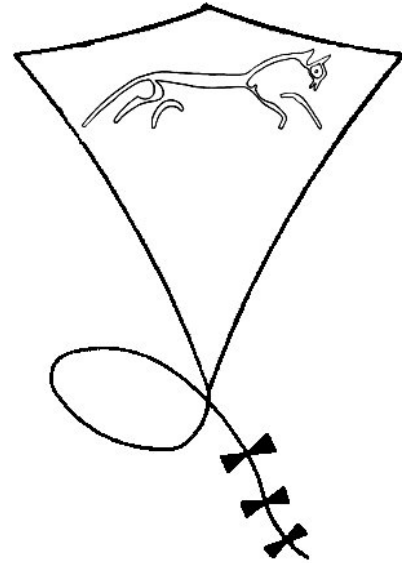


Cowpat Hill

Journal of
The White Horse Kite Flyers
Issue: Spring 2010
April ---- June



IMPORTANT INSURANCE ANNOUNCEMENT

Even if you normally drop this publication in the bin when it arrives please at least read the article about insurance. It is for your benefit that the secretary has gone to the trouble to arrange it. The cover includes teddy bear parachuting so the Ted Berets cover will cease from 1st June 2010.

Workshops with schools and youth groups seem to be getting very popular again this year. We have a couple of new hands recently but it still seems to be down to a few people to do them. Also due to increases in fuel costs we are having to charge more for travel and having people resident in different areas helps us to reduce our mileage and hence prices. If you feel you could help with the workshops or perhaps with the cutting out and taping of the sails please drop us an email. These workshops and kits are the only way we can afford to run our festival as a free event so any help would be gratefully received.

We were promised several articles for this issue of the magazine but they seem to have got lost in the post!!!! Fortunately there have been a number of event adverts to fill the spaces.

WHITE HORSE KITE FLYERS

PO BOX 585

SWINDON

SN3 4YR

www.whkf.org.uk

info@whkf.org.uk

DIARY DATES

W = Workshop, D = Display, T = Teddy bears

April

11th Barbury Castle
11th Streatham Common
24/25th North Hants Kiter's Jolly-Up

May

2/3rd Weymouth
8/9th Swindon
29/30th Middle Wallop Traction Week-end

June

4-6th Exmouth
5/6th Bedford
5/6th Basingstoke
13th Barbury Castle
12/13th Teston Bridge
12/13th Blackheath
17-20th Fano
19/20th Southampton

July

10/11th Brighton
11th Barbury Castle
17/18th Hereford
18th Dunstable
31/1st North Hants Kiter's Jolly-Up
31/1st Malmesbury

August

8th Barbury Castle
28/30th Portsmouth

September

4/5th Bristol
12th Barbury Castle
11/19th Dieppe

DEAD-LINE FOR NEXT ISSUE 27 th July 2010



1991

2010

20 GLORIOUS YEARS

to be held at Brinkworth House

10AM to 5PM each day.

Free entry

Children's rides and workshop. Catering and Trade stands.
Kite flying and static displays from local and international guests

Farmers market and craft stalls.

All displays and programme are weather dependant.

for further details go to www.whkf.org.uk



KAPital Centenary

2010 sees the centenary of the Guiding movement and the units were set the challenge to celebrate the occasion in an interesting way. My wife is a Guide leader. She came up with the idea that the girls, Rainbows, Brownies and Guides could stand in the figure "100" and have their picture taken from above. You could take the picture from a high building or you could hire a mechanical platform or talk nicely to the local fire brigade about using one of their ladders. No good. Problems with location, finances and Health & Safety. So, kites are the answer. That's where I came in.

My KAP rig is very basic and unreliable so it is very hit and miss as to whether you get any picture and usually not what you are hoping for so I called on the experience of John Browning. His rig has a video downlink so that you can see what you are taking. This is a great advantage. Having got John's agreement, we said yes and the Valley Division Guides started their organising.

Theale Green School was the place. Sunday 21st February. We were having some very wet weather this spring but ever the optimists, we turned out at 11:30 that morning.

The overnight rain had stopped so we put on boots and went on to the playing field where we put up a kite to check the wind direction and then advised the ladies where we would want the girls to stand.

They had previously got the girls to stand in groups to see how big the "100" should be. Armed with this information they marked out the "100" with string and tent pegs. No one seemed impressed with my rendition of "You'll never go to heaven with a fat girl guide" though.

No rain when we retired to a local hostelry for lunch but then it started to pour. Nothing to do except get on with lunch. However, when we came out the rain had stopped and it was looking a bit brighter. Back to the field.

It is about 1:30 and the girls are due at 2:00 so I launch a 12ft mega-delta. Looks good, plenty of lift and still in about the right place. 1:45 and the wind starts to drop. Quickly back to the car for a second delta and I stack it 50ft above the first one. We now have plenty of lift. Relief ! Dead on time, a seemingly endless stream of girls approaches and they start to get marshalled to their positions. Why don't they fit? Why have more than 350 girls turned up? It's the age old story "There's a camera about so we might get in the paper" and so everyone turns out. John puts the camera on the line and it's all systems go. The weather has cheered up and it is now quite bright and as usual with KAP you take as many pictures as possible. So it's "Arthur go left, no right, up a bit back, down, can't you hold that kite steady etc.etc.etc." This goes on for about 30minutes until John thinks he may have something and the girls are allowed to file back to somewhere warmer.

The rest of us have very little idea of what we have achieved and so we pack up and go home to wait. I don't think John can have moved from his computer over the next 36 hours and his copy of Photoshop must be virtually worn out but he has got 5 pictures that he has stitched and doctored to his satisfaction. They are very

much better than anything the Guides had expected. So now it's articles for the local paper, the national Guiding press and last but not least, Cowpat !
To see the pictures, go to the web site and look at the magazine page where there is a link to pictures.

<http://www.whkf.org.uk/images/KC.jpg>

We learnt a number of things from this exercise or perhaps confirmed what we already knew:

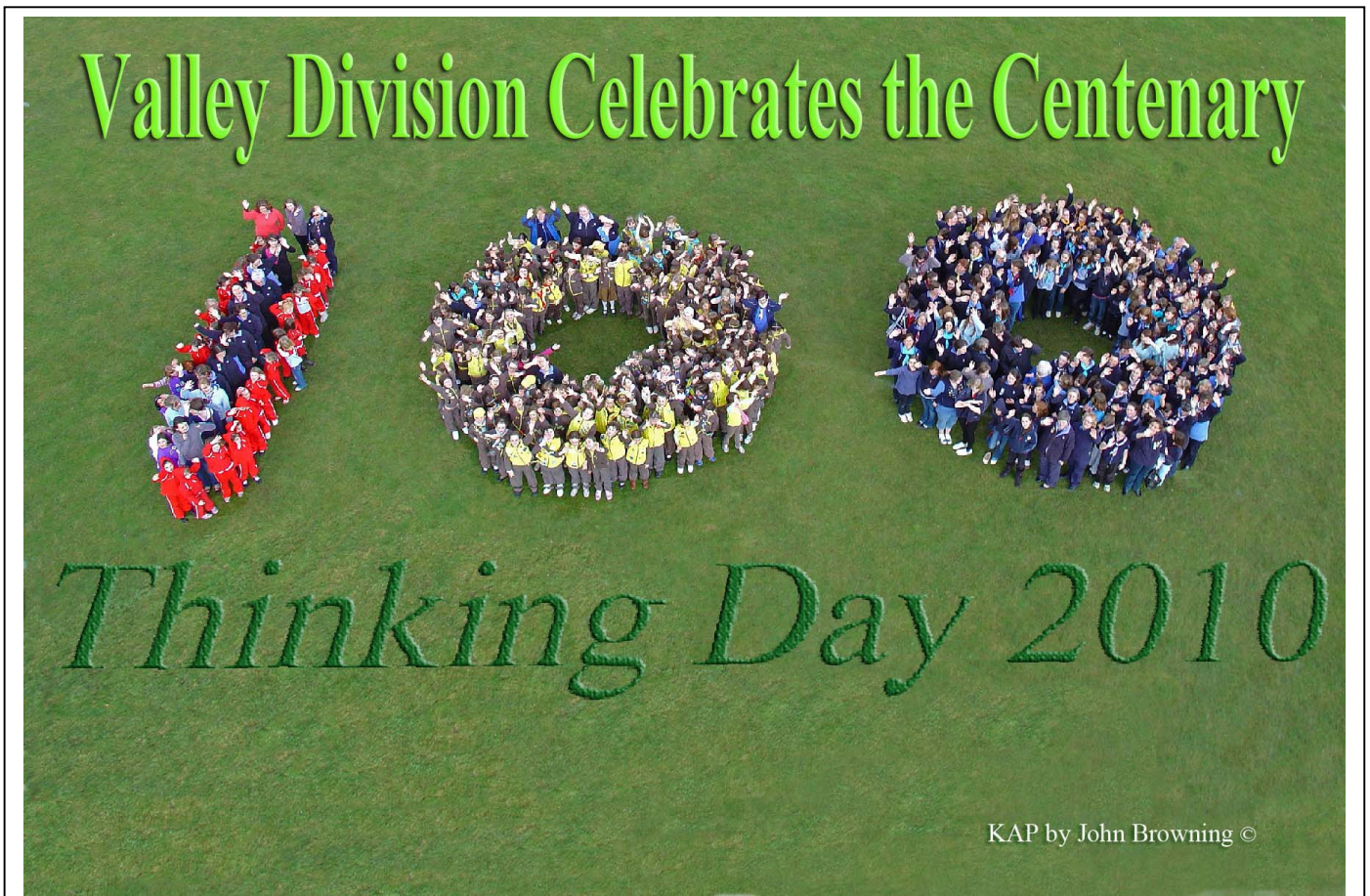
Good preparation pays off.

Always make sure you have a plan "B"; extra kites and reserve equipment.

If you have to do KAP of a specific subject, it is much better to have two people; one to handle the kite and the other to take the pictures.

Finally, make sure you know someone who can arrange the weather. It started to rain again as we went home!!!

Arthur



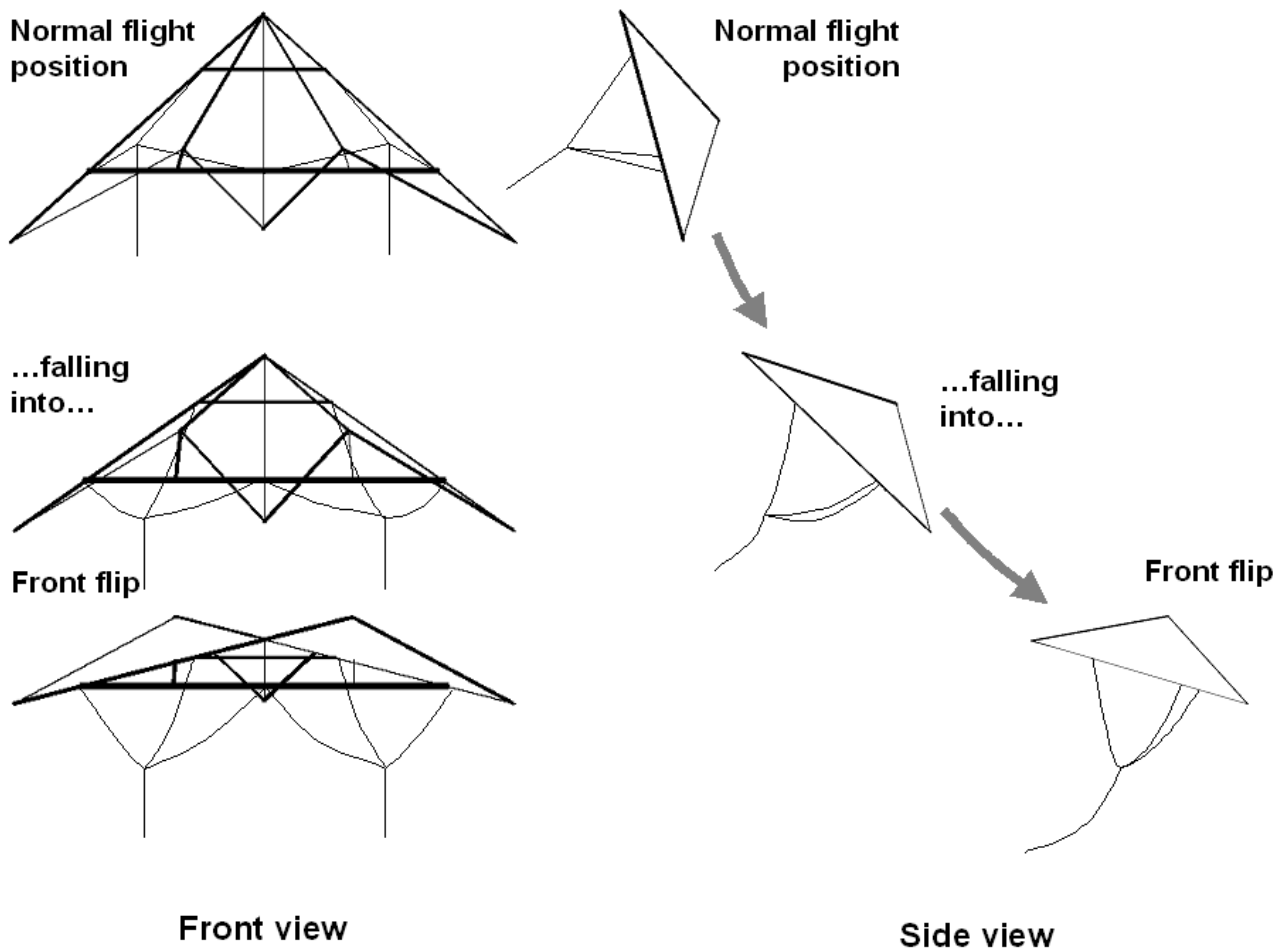
Newbie sports kite flier confessions 7 – Stalls, front flips, and perhaps axels

For this article I was wanting to talk about how my partner and I learnt to axel, which was the first trick that I learned, and which I can do really well. But I must confess that I made many attempts and false starts to writing about axeling, as the story has many interdependent themes. What should I write about first?

In the end I thought I had better start at the beginning, with the part I learnt first.

The last three articles were about back flips – where from normal flying, in response to suddenly releasing the lines, the nose flips backwards. This article is about a way of getting the bottom of the kite to move backwards, so that the nose falls towards the flyer. This position is called the front flip.

To show how this works, take an assembled 2-line sport kite and hold it in your hands at the angle it is in normal upwards flying. Then let go of it. You will find that as it falls, the bottom of the kite slips backwards, and the nose drops down, as shown in the diagram below.



Stalling into a front flip

The diagrams show how the kite falls backwards when the lines are released. The distances between the normal flight and front flip positions vary with the kite. For the kite outline shown (a Carl Robertshaw Fury) the distances are exaggerated in order to space out the kite drawings and labels.

The same thing can happen when the kite is flying at the end of the lines. Go out on a day when the wind is just enough to fly the kite. When the kite is near the ground and flying upwards move the arms towards the kite and walk forward to release the tension on the lines. The release of tension is not sudden as with the backflip, but a little more gradual. So if the nose starts to fall backwards then try releasing the tension more gradually. When the kite stops flying in whatever direction to nose is pointing in (upwards here), it is "stalled". The kite then starts to fall down and away from the flyer, with the nose dropping down so that the kite is lying front down.

If you have got your kite into a front flip and are as lucky as me, then every time tug on one line, and the kite will rotate about a vertical axis with its front remaining downwards. This is called an "axel", after the ballet spin of the same name. Somehow I could do this naturally from the very first few months of flying.

However if you are as unlucky as my partner, then every time you tug on one line while the kite is in the front flip, the kite will start to rotate but then tangle with the lines. Quite why this happens and how my partner finally learnt a different way to axel should be the subjects of some future articles. In the next article I'll try to explain about the properties of the "wind window", which can help you to stall and axel the kite even when the wind is up.

Tips And Tricks

Mushroom caps as described in the last edition of "Cowpat Hill" are a really effective method of preventing carbon fibre tube from cutting through end pockets. However for those of us who lack access to the specialist plastics and skills required to make mushroom caps, there is another method for covering carbon fibre tube ends, which requires only PVC electrical tape and some scissors. This method was recommended by Jim Barber of Team Cutting Edge (the team who won the world sport kite championship twice in the mid-noughties), and is said to be longer lasting than conventional (hollow) end caps, as carbon fibre tube can eventually push through the end of a conventional end cap.

Take a length of electrical tape and wrap it 2 to 3 times around the end of the tube, leaving around 5 - 7mm protruding beyond the tube. With the point of the scissors, push and tuck the protruding tape into the inside the tube.

The technique appears to work because it covers and so blunts the otherwise hard and sharp edges of the tube end.

The tape covering is so slim that usually stoppers and elbows can be slid over the spar end. (So far we have always been able to slide the fittings over a taped spar end, and haven't yet had a taped spar cut through the end pocket.)

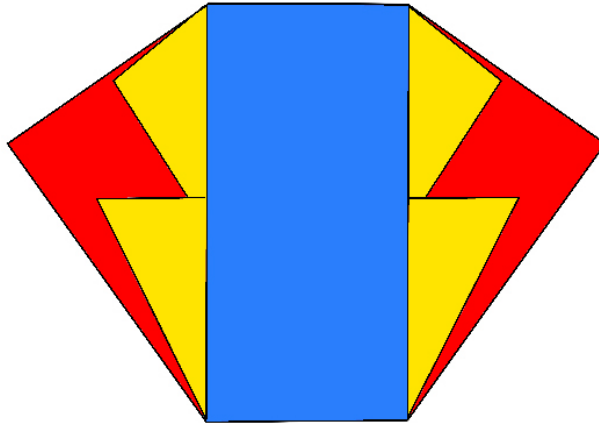
PVC electrical tape is also excellent for fixing nocks to the end of spars. If the nock fits too loosely over the spar end, the spar end can be thickened by wrapping electrical tape around it. After the nock is fitted over the spar end, the nock can be secured by wrapping tape around spar and nock 2 or 3 times.

An advantage of this technique is that it is easy to remove the nock and save it for reuse if the spar is damaged. - Just unwrap the tape and pull off the nock.

PVC electrical tape is good for making stoppers. - A stopper is for stopping a fitting such as an elbow from sliding along a spar. Commercial kites use as stoppers: C clips - C shaped plastic that clip around the spar, end caps with the ends cut off and spit so that they can be glued onto the spar, or heat-shrink tubing. All these are quick to fit. But often the sail pockets/sleeves are too tight to allow C clips to slide through, and stoppers made from end caps often come off, usually as a result of their edges catching against fabric when a spar is threaded through the sail sleeve. Heat shrink requires the correct size of heat shrink tubing and either a heat gun or care when applying heat with a match.

In contrast a stopper made from PVC electrical tape can easily slide through a sleeve, and requires less skill than heat-shrink tubing. To make a stopper, simply wrap the electrical tape around the spar enough times to build up the required diameter. What is the required diameter? - I usually measure this from the stopper on the spar that I am replacing, or if replacing one of those end cap adapted stoppers that has fallen off, wrap around enough tape to make up the thickness of the end cap's walls.

My Flare Kite



Ages ago, I made a flare kite using Wolfgang Schimmelpfennig's plans. Made in ripstop with Ramin dowel, the kite is a superb low-wind kite. If you give it a long launch, then you can often get the kite up into a breeze where it will pull like a train. Often I have stood holding my "No Wind" kite in a dead calm with the smoke from my pipe going straight up and the string pulling like anything. For a first-thing-in-the-morning kite, it is wonderful for catching that first light breeze. I needed a low-wind lifter for KAP. I nearly went for a Fled but decided that, because there is no bridle adjustment on a Fled (such adjustment can be useful when carrying a camera rig), I would build a bigger and more robust Schimmelpfennig Flare. Ripstop again but carbon fibre tube in place of Ramin dowel.

I have yet to fly my new kite but if it behaves like my original smaller one, I shall be well pleased.

Out of interest, I weighed my new kite and compared it with the original.

Original Kite

Height: 100cm. Sail area: 0.96m^2 Weight: 140g. Weight/Area: 145.8g/m^2

New Kite

Height: 150cm. Sail area: 2.16m^2 Weight: 270g. Weight/Area: 125.0g/m^2

I suppose I have just re-discovered a basic principal. Increase size of kite and you get a more efficient one.

John Browning

Polly's Pantry

A recipe passed on to me from our daughter Emma.

It is a very quick recipe to do but very tasty - lovely for a "Summer Supper" !

Ingredients.

500grms Pasta

1 onion

4 or 5 slices of bacon

1 packet mozzarella cheese

Red pesto

Rocket

A little oil

Salad

Garlic bread.

Bacon / Mozzarella Pasta

Serves 4 People

Put 500 gram of Pasta on to cook.

Dice one onion and dice 4 or 5 slices of bacon, fry together in a little oil.

Drain pasta when cooked and into the pasta pan put the fried onion and bacon and mix with the pasta with the onion and bacon.

To this add a packet of mozzarella cheese, about 2 or 3 desert spoons of red pesto (or to taste). Then add several pieces of rocket and mix well while over the heat for a few minutes until all combined.

Serve immediately with garlic bread and salad.

Ed's note;

This sounds lovely and as it is so quick it will be great when you get home after a day's flying. I shall certainly be trying it but will almost certainly add some garlic and chilli at the first stage and add some olives to the accompaniments.

Knowing where this recipe comes from I don't understand the fact that no red wine is mentioned. I would recommend a good Chianti Classico.

When I get mozzarella it comes as a big lump floating in liquid so I assume it should be drained and diced???

Puzzle Corner (16)



1. There are three switches downstairs. Each corresponds to one of the three light bulbs in the attic. You can turn the switches on and off and leave them in any position. How would you identify which switch corresponds to which light bulb, if you are only allowed one trip upstairs?
2. The day before yesterday I was 25 and the next year I will be 28. What day is my birthday?
3. If we put numeral 1 in front of a five digit number, we get a number three times smaller, than if we put the numeral 1 behind this number. What is the five digit number ?
4. Three boxes A, B & C. On each box is an inscription :
A "Treasure is here" B "Treasure is not here" C "Treasure is not in A"
The inscriptions are either all false or just one is true.
Where is the treasure ?

Answers to john@johnbrowning.net.

Puzzle Corner has been carefully compiled to give your brain the exercise it needs to keep active. An alternative therapy is to eat fish.

Puzzle Corner (15) Answers



1. I can only see sheep and sparrows in that field. I see 43 heads and 120 feet.
How many sheep are there?
17
2. A 1-month page from a calendar shows the name of the month, the days of the week and numbers showing the dates. How many possible versions are there for such a page ?
91
3. If you hang on to your 2009 calendar, when can you use it again?
2015
4. A box contains two coins. One coin has heads on both sides and the other has heads on one side and tails on the other. One coin is selected from the box at random and the face of one side is observed. If the face is heads what is the probability that the other side is heads?

When you select one of the coins at random, there are three possible ways that you could observe a head. In two of these cases, the other side will be a head. In one of these cases, the other side will be a tail. Probability of the other side being a head is therefore 2/3

Personal liability insurance

At the last AGM we discussed the club membership and the fact that it is in decline, one of the suggestions for this came from a member who said that they had family members who weren't renewing because they thought they were covered for insurance when they were out flying on their own, I pointed out that that had never been the case. At the first committee meeting after the AGM we discussed whether our insurers Zurich would cover our members on a personal basis. After some long discussions with Zurich and many emails going back and forth, I think we have come up with an excellent addition to the club liability insurance, below is the addition that I have cut & pasted from their recent message to me.

Quotation

Policy extension for registered individual members to hold Public Liability for the following activities:

solo kite flying including "parachuting" of soft toys anywhere in the UK,

solo kite flying whilst attending any other kiting club activity anywhere worldwide,

solo kite flying whilst competing anywhere worldwide whilst representing the White Horse Kite Flyers, also member to member cover.

Annual charge per participating member will be £9.00 inclusive of IPT, subject to a minimum policy charge of £261.00 (inc IPT)

White Horse Kite Flyers group to maintain a register of members and declare the number on an annual basis at each renewal.

Members must be UK residents any member under 16 must be accompanied by a supervising adult whilst flying for the cover to operate

All other terms and conditions as per the Insight Policy Wording.

The Committee is very happy with this addition for our members and recommend it, however it is an optional insurance, you do not *have* to take it; if you feel you don't need it. It is a personal insurance policy so if for instance a Man & Wife want the insurance you'll both have to pay the additional fee. You cannot take this insurance on its own, you have to be a paid up WHKF member. We intend to launch this at the Festival in May; the start date will be June 1st so that the renewal of this will not clash with the club membership renewal; which is at the AGM in November. However if a new member joins the club in, say, February they will have to pay the full fee, which will still be renewable in June. There is *no* part-year fee!

David Robinson

For an application form please go to <http://www.whkf.org.uk/plif.doc> and download it. When complete return it to WHKF with your cheque.

Skychat

Well here we go again, spring is so say here and our thoughts should be turning to the new kiting season of Festivals Workshops and displays. This is the time when we have to commit ourselves to promoting The Club and Kiting, I know that this is not always possible; but we do have to make the effort to go the extra mile. Anyway let us hope that the weather will be kind to us this year. In other words that it stays dry with beautiful clean winds and not too hot. The older I get the less I like to get a sweat up, I want a relaxed life.

The Festival is getting closer and your committee are on top of the general organising and hopefully there are no last minute hitches to worry about. I must thank the committee for all their hard work as I am afraid that I am not pulling my full weight at present. Old age never comes alone. Once it was a case that if you had not quite finished a job, you strove to do a bit more and finish it. But now it is a case of:- shall I start it now or shall I leave it till tomorrow when I hope that I will be in the mood. It is a case of that now, Arthur will be pulling his hair out (at least he has more than me to pull) that I have missed the deadline again. Again I must thank Arthur for all the hard work and effort that he puts into "Cowpat", it is an onerous job and one that I would not like hanging around my neck.

I trust that the people that have been to various kite workshops around the world have enjoyed themselves and have new kites to show off to one and all at events they attend and to the rest of us that have not had the good fortune to attend any of these events have been able to conjure up some stunning results.

As always I ask for your help to run our Festival this year. You may only be able to give a small amount of help, but every little helps as the gnat said as it wee-ed in the sea. So here's to tight lines and clean winds.

Neil

Basingstoke Kite Festival 5th & 6th June 2010 At Down Grange Sports Complex, Pack Lane, Basingstoke. From 10am to 5 pm (both days)

Come along and help us to celebrate our 18th Festival and join in the fun!

(The theme for the weekend is Favourite Movies. As in previous years, a prize will be awarded for the best themed kite, so you can now get carried away with your imagination!

Guests will be from Home and abroad and as well as things going on in the display arena, there will be the usual array of activities, along with various Kite & Food traders.

A raffle is held over the weekend with lots of donated kite related prizes, so Kite traders please take note!

On Saturday evening we will have our usual Social Get Together in the marquee, and all are welcome. (There is a small fee if you would like to join in with the Buffet, well worth it!)

Camping is available on the Friday and Saturday evenings @ £5 for the weekend (payable on the weekend) and there are showers and toilet facilities on site.

Come along and join in, and we look forward to seeing you there!!!

Contact:

Alan Cosgrove (Main festival Organiser)	01256 421800
Roy Broadley (Kites Up)	01256 812487

Robinson's Ramble

It's not many weeks until the Festival, we have more guests than I can remember for a very long time, Malcolm Goodman, George Webster, Bernard Fournier, Cliff Quinn, Barbara Meyer, who is this years AKA President, and of course, last but not least Marla Miller, who will be trying to extract as much money from you all; as she can, please don't forget it's the raffle that makes the Festival possible, so please donate as much as you can, be it in Raffle prizes or buying tickets, it's all very important to the event.

Janet & myself travelled to Fort Worden in the USA in March, to assist Marla & Ron with the massive raffle there. They've had a very mild winter until we arrived, of course it realised we were there and turned, very wet, cold and miserable the week we got there, however it changed at the weekend of the kite-makers conference, to cold, clear and sunny, which made it a very enjoyable trip from Ron & Marla's house to the town of Port Townsend, where Fort Worden is situated. It's in a most beautiful setting with the water of Puget Sound, back-dropped by the Cascade Mountains, this is one of the of reasons Janet & me have returned to this neck of the woods for the last 19 years, if you like the sea and mountains I would suggest at some time in your life you visit this part of the USA.

Fort Worden was just as good as always, lots of guests from all over the USA teaching the willing students how to make a varying range of kites in all shapes and sizes. One of the guests this year was Cliff Quinn, who taught an excellent class for our club in October last year; and who is returning to Swindon this year for the Festival, if you get the chance to speak to him at the Festival, do so he is a very interesting nice guy, who makes great kites and never stops passing on his knowledge of kites to anyone who shares his love of them, he is also a leading light in the AKA, being this years Treasurer.

Marla was in her normal form, extracting lots of money out of this years participants, although I didn't see her grab anyone by the ankles and turn them upside-down to shake money from them, just watch out at our Festival! It's amazing how she manages to make so much money for the event, when you realise that the raffle only lasts for two days, which is actually 6 raffles, they raffle at the meal-breaks, that's breakfast, lunch & dinner on the Friday and Saturday, no raffling is done on the Sunday. She raised over \$6000 in this short space of time, this money is very important to the event because it funds the teachers for next year. Lunch on Sunday is basically the end of the event, some classes do take place but they are usually half-day ones, after lunch; people just say their goodbyes to friends that they may only see once a year at Fort Worden. The early end is due to the Fort Worden Committee holding a meeting, where all attendees are invited to attend to raise any points with the committee or offer any suggestions. Another thing some of you may not know, Phil Scarfe has made and donated one of his kites for many years (so many I can't remember). He appliqués the logo for each years event, this kite is well sought after by many of the participants who usually manage to fill three raffle bags, I've seen guys standing over the bags for ten to twenty minutes just ripping off tickets from their many strips, it wouldn't surprise me if some don't put in \$100 worth! The winner this year was Marla.

Sadly Fort Worden 2010 was the last one for Janet & me, for some time, we have decided after going there since 1993 (we missed 2005) and helping with the raffle for about the last 10 years, we want to be able to visit a festival on the west coast, perhaps, Long Beach or Westport. We don't have enough holidays to be able to get to both in the same year. No doubt we'll miss it and all of the friends we have made there, hopefully we will catch up with them at one of the festivals.

Regards
David Robinson

Festival in Malmesbury

Malmesbury Town Council, in association with Air Attractions are pleased to announce the forthcoming Malmesbury "Eilmer 1000" Kite Festival.

1000 years ago this year Eilmer, a monk at Malmesbury Abbey made himself wings and leapt from the Abbey tower. Contemporary records relate that he flew for more than a furlong (200 yds), thus making him one of the world's first aviators.

Unfortunately he broke his ankles on landing due to "*the violence of the wind and consciousness of his own rashness*" (ground turbulence - a problem well known to kite flyers!). Accounts show that he understood afterwards that the reason for the crash was the failure to add an effective tail. So whilst his claim to the first flight is sometimes disputed, he was surely the world's first true test pilot! Unfortunately, he was never able test out this theory as the venture left him lame and the Abbott forbade him to make any further attempts.

In celebration of the event, Malmesbury is holding a number of flight related events throughout the year, but the centrepiece of these is a kite festival to be held on 31st July/1st August at the "Worthies" in Malmesbury, SN16 9JX.

We have already secured the services of some of Britain's top flyers plus the "Sky Fliers" display team from the Netherlands.

We would welcome other kite flyers to add to the spectacle.

We hope to have a web site up and running soon, but in the meantime further details are available from Jon Caton. Tel. 07771 531312 or email jon@catons.freereserve.co.uk

Butser Hill Festival of Flight Sunday June 13th 2010 **11am to 4pm**

This has now been held at Butser Hill for several years, and always fun. The site is off the A3, located between Horndean and Petersfield, and not far from Queen Elizabeth Country Park.

Follow the brown signs for BUTSER HILL.

Kites, Hand gliders, Para gliders and Model gliders are welcome.
Parachute your Teddy Bear for fun!

Plenty of space for flying. There is an on-site cafe for basic refreshments. (but Please contact the Park before the event to confirm the Cafe will be open and what will be on sale, as this is out of our control)

Sorry, but buggying is not permitted.

This is just a relaxing, fun day, with room to fly your kites, or purchase one while you are there. Come along and have some fun!

Contact: Roy Broadley of Kites Up on 01256 812487 or
Queen Elizabeth Country Park on 02392 595040

NORTH HANTS KITER'S JOLLY UP6 April 24th & 25th 2010

It's almost that time again! Come and join us for another FUN Weekend of Kite Flying for Kite Fliers!

The site is located in the village of Cliddesden, just south of Basingstoke (not far from J6 of the M3).

On site camping is available from Friday evening onwards (£7 per tent/camper for the weekend).

The Saturday evening BBQ worked well again, so we will doing the same format. (£6.50 and bring your plate and cutlery please!)

There will again be an impromptu BBQ for those interested on the Friday evening, and Bacon rolls available both mornings.

An Auction will once again be held on the Saturday evening, and any donations gratefully received before or on the week-end.

Roy's Refreshment Tent will be open for Business, normal rules apply..

NORTH HANTS KITER'S JOLLY UP7 July 31st/ Aug 1st 2010

And then the next one! Same format as always, so come and join us for the 7th Jolly Up, and another FUN Weekend of Kite Flying for Kite Fliers!

On site camping is available from Friday evening onwards (£7 per tent/camper for the weekend).

The Saturday evening BBQ works well, so we will doing the same format. (£6.50 and bring your plate and cutlery as normal please!)

There will once again be an impromptu BBQ for those interested on the Friday evening, and Bacon rolls are available on both mornings.

The Auction will be held on the Saturday evening, and any donations gratefully received before or on the week-end.

We will also run the Competition for Garden Produce, which can cover fruit, veg, plants, anything really. Show us what you've been growing, it may win a prize. Rules are minimal and made up on the day!

Roy's Refreshment Tent will be open for Business, normal rules apply..

For further info, please either contact:

Roy on 07778 352825

Colin on 07770 338419

Or e-mail roy@kitesup.co.uk

Please Note: these are NOT a Buggy/Boarding weekends, thank-you.

Club Merchandise

All items can now be viewed on the club web site. Prices do not include post and packing. Please contact us for these costs. Cheques should be made payable to WHKF.

T SHIRT S-XL	£9	POLO XS-XL	£14	SWEATSHIRT XS-XL	£16.60
T SHIRT 2XL-3XL	£9.50	POLO 2XL	£14.50	SWEATSHIRT 2XL	£17.90
2007 FESTIVAL	£9	POLO 3-4XL	£15	SWEATSHIRT 3-4XL	£18.40
2008 FESTIVAL	£9			FESTIVAL XS-XL	£25
		JACKET	£35	CAP STANDARD	£7.50
PINS, PATCHES	SEE WEB PAGES			WITH EAR FLAPS	£10
MUGS, COASTERS		RELAX STICKER	£1.00	LEGIONNAIRE'S	£8.50

WHITE HORSE KITE FLYERS CODE OF PRACTICE

Always fly safely.

Always be considerate to other people using the same area whether it is noise or physical intrusion into their space.

Always fly legally taking in to account all national, local and CAA restrictions and by-laws.

Never fly at a height of more than 60m above ground level, in the UK unless a CAA clearance is in force (as at kite festivals). If you don't know what the clearance is ASK!

Never fly a kite in wet or stormy weather. Always try and keep your line dry.

Never fly a kite near power lines, transmission towers or aerials.

Never fly near Motorways, roads, car parks or railways.

Never fly near airfields.

Never fly a kite with anything metallic in the line.

When tethering a kite ensure that the ground anchor is suitable (see BKFA report 6 June 06).

When flying large kites always use a brake line.

Always wear good quality gloves when flying large powerful kites.

Always give priority to domestic animals particularly if they are showing signs of distress.

Always clear up after yourself, especially lines, tails and bits of plastic that could trap, choke or injure domestic or wild animals.

Never fly near those kite-eating trees.

Finally remember.....your kites can get really quite lonely up high in the sky; just occasionally, look up and give them a SMILE. It will make you feel better too.

WHITE HORSE KITE FLYERS meet at Barbury Castle Country Park on the second Sunday of each month.

Your local contacts are: -

Neil Harvey +44(0)1285 740295

Arthur Dibble +44(0)1635 865976

Dave Robinson +44(0)1793 824208

This issue edited by Arthur Dibble

(Contributors this issue:- Neil Harvey, Arthur Dibble, David Robinson, John Browning, Dave Cross, Di Baggett, Peter Massey)

Please send articles to cowpat.ed@whkf.org.uk

Subscription AGM to AGM: £14 (including 4 issues of COWPAT HILL and kite flying insurance)

COWPAT HILL is the journal of The White Horse Kite Flyers and whilst every care is taken when compiling it, The Club and it's officers cannot accept responsibility for any omissions or errors that may occur. Any information printed are the views of the individual submitting them and not necessarily those of The White Horse Kite Flyers Club, it's committee or its members.