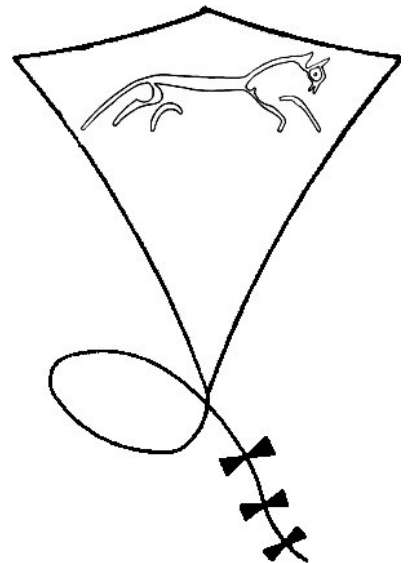


Cowpat Hill

Journal of
The White Horse Kite Flyers
Issue: Spring 2009
April---June



POSTAGE

With the ever increasing costs of postage your committee are trying to save a little more money that can then be used to avoid increases in membership fees or to help fund some of our events. In 1995 we produced this magazine in A5 format. This was so unpopular it lasted only two issues. We have tried folding the magazine and checking the costs. There was so little difference that it is not worth the extra work involved.

Whilst we understand that some people do not have the Internet and some prefer a printed version others have expressed a preference to receive their copy electronically. We are starting to establish details on our mailing database so that you receive Cowpat in your preferred format. Please be patient if you receive this issue in both formats. These things take time.

If you would like to be included on the list for electronic circulation please send us an email to eformat@whkf.org.uk.

By doing this you will also receive other urgent communications such as venue changes, booking forms etc. in this format.

WHITE HORSE KITE FLYERS

PO BOX 585

SWINDON

SN3 4YR

www.whkf.org.uk

info@whkf.org.uk

DIARY DATES

W = Workshop, D = Display, T = Teddy bears

April

12th Barbury Castle

25/26th North Hampshire Kiteers Jolly-Up 4

May

3/4/5th Weymouth

17th Rockingham

9/10th Swindon

29-31 Exmouth

30-31 Bedford

June

6/7th Basingstoke Kite Festival

14th Barbury Castle

14th Butser Hill

13/14th Blackheath

July

4/5th Sunderland

12th Barbury Castle

11/12th Brighton Festival

18/19th Berrington Hall

26/27th Golden Valley

August

1st Sheffield

9th Barbury Castle

September

13th Barbury Castle

IF YOU HAVE ANY DATES PLEASE LET US KNOW SO THAT THEY CAN BE ADDED TO
THIS LIST

DEAD-LINE FOR NEXT ISSUE 22 nd June 2009

One for the kids to colour.



May 9&10 at Brinkworth House
10AM to 5PM each day **Free entry**

Static display of helicopters from The Army Air Corps Historic Flight

Children's rides & workshop. Caterers and trade stands

Kite flying and static displays from local and international guests

All displays and program are weather dependant



Approved charity for further detail go to www.whkf.org.uk

KAPital Snippets

This follows Arthur's splendid article in the previous Cowpat.

I think you get more satisfaction from making your own rig than buying a ready-made one but if you are really lazy, you can buy a super rig from <http://www.kapshop.com/>. One of their basic rigs allows you to fix on your own digital camera, set the tilt angle and then just let it rotate and take pictures automatically until the camera runs out of memory. Nothing to control from the ground that means you can easily walk about with your kite to get pictures all over the place. Results can be excellent.

Many people think like me that you get more joy out of results from a self-made rig. Even if it is a real Heath Robinson affair (like mine), the results are entirely yours.

Now the bit I really want to mention is the possibility of getting a live picture from the air so that you can compose each picture you take. (This assumes you have built pan and tilt facilities into your rig and you take each picture by direct action from the ground). There was a time when, using film cameras, the video link had to be by means of a separate video camera mounted on the rig besides the film camera. Various ingenious set-ups were tried and the picture viewed by some sort of monitor on the ground. In those film days of yesteryear, you were restricted to the number of shots on the film. A video downlink would enable you to save film, time and money – and disappointment.

Now we have digital cameras and many of them have a video out socket somewhere. This gives a live picture of what the camera sees. Now if you take this signal from the camera and feed it into a transmitter on the rig, you can send the picture to ground. Again, some sort of receiver and monitor will be required. What is really great about this set-up is that you can compose your picture from the live image on the monitor and press the shutter when you are happy that the camera is steady and aiming in the right direction. What you see is what you get!

As for the details of transmitter/receiver, there are many possibilities and a good old search on the net should come up with something suitable (and maybe, affordable!). For the monitor, the really keen KAPers seem to favour the eyepiece viewfinder taken from an old camcorder – easy to see the image in the sunshine. Details of how to adapt the viewfinder can be found on the web.

Since KAP has become so popular, there are hundreds of KAP sites on the web and there is certainly no shortage of plans, ideas and splendid pictures.

There is something quite special about pictures taken from the air and the results can be quite spectacular. Do have a go.

I usually have my rig with me at festivals. If you are interested, just accost me and I'll be pleased to bore you for hours.



john@johnbrowning.net

If you have a comment or a **KAPital** Snippet of your own, please let me know and we can put it in a future article.

NOTE Worldwide KAP Week is from 24th April to 4th May this year. For details go to <http://steel.ced.berkeley.edu/cris/kap/discuss/comments.php?DiscussionID=1845>

Polly's Pantry

Nice Cup of Tea and a Sit Down Fruit Cake

Ingredients

Salted Butter	175g	Soft Brown Sugar	175g
Mixed Fruit	740g		
(Or use 225g Raisins 225g Sultanas 225g Currents and 50g mixed peel)			
A large orange		Glace cherries	16 of them
Mixed spice	1 tsp	Self raising flour	350g
Eggs	3	Demerara sugar	1 tbsp

Essential Equipment

Large saucepan	Wooden spoon	Large mixing bowl
Zester or grater	Orange squeezer	
8 inch/20cm cake tin, greased and lined with greaseproof paper		

"This is what you do"

- Put the butter in the pan and start to melt it over a low heat. Then add the brown sugar, stir it in and follow with all the dried fruit and the spice and the zest from the orange. Bring it to the boil stirring often.
- After the fruit mixture has been boiling for a minute or so begin adding the juice from the orange a little at a time. Most of it will boil away but it will help the fruit to plump and help the rich fruit mixture combine. Don't add the juice all in one go as the mixture may be too wet and this will affect cooking times. After five minutes of boiling take the mixture off of the heat, it should be moist and glossy. Let the mixture cool down enough so that it won't cook the eggs you'll be adding it to. You can help cool the mixture by placing the pan in a bowl of cold water and stirring, or you could have a cup of tea and come back to it in a while.
- When the fruit mixture has cooled, measure the flour into a large bowl and lightly beat 3 eggs. Add the eggs and the fruit to the flour and stir vigorously with the wooden spoon to fully combine.
- Lastly stir in the cherries that should remain whole.
- Scrape the mixture into the prepared cake tin, flatten it and sprinkle with a desert spoon of coarse Demerara sugar. Then bake for 1.5 to 2 hours at gas mark 2 / 150C /300F. Cooking times will vary depending on how wet the mixture was and your oven, so test with a skewer. When it comes out clean your cake is done.

Let it cool in the tin. Then when cool take it out and place it in an air tight tin or box for about a week before you dive in. This maturation time helps cakes texture greatly.

This recipe located and recommended by John Browning from:-
nicecupofteaandasitdown.com

When you have made this, bring it to Barbury for the rest of us to try.

Basingstoke Kite Festival

6th & 7th June 2009

At Down Grange Sports Complex, Pack Lane, Basingstoke.
From 10am to 5 pm (both days)

Come along and help us to celebrate our 17th Festival and join in the fun!

The theme for the weekend is ENERGY. As in previous years, a prize will be awarded for the best themed kite, so you can now get carried away with your imagination!

Guests will be from Home and abroad and as well as things going on in the display arena, there will be the usual array of activities, along with various Kite & Food traders.

A raffle is held over the weekend with lots of donated kite related prizes, so Kite traders please take note!

On Saturday evening we will have our usual Social Get Together in the marquee, and all are welcome. (There is a small fee if you would like to join in with the Buffet, well worth it!)

Camping is available on the Friday and Saturday evenings @ £5 for the weekend (payable on the weekend) and there are showers and toilet facilities on site.

Come along and join in, and we look forward to seeing you there!!!

Contact: Alan Cosgrove (Main festival Organiser) 01256 421800
Roy Broadley (Kites Up) 01256 812487

What's happening at Barbury?

David has been speaking to a member of the Swindon Council Parks Department and the first thing that seems to have happened is that the sloping field has had the jungle under growth cut down. Apparently this was left long to attract butterflies but one of our members, knowledgeable in this field, advised that this would not happen while the grass and weeds were so high. More likely it would revert to wild scrub land. They had also said that the peripatetic sheep flock they used to keep this growth shorter were currently over worked. Any one who knows anything about sheep, apart from how to serve them with mint sauce, should have known that they do not eat 5 foot high thistles. We know they must be at least that high because the last time David went out there to retrieve a kite he got lost.

The other information David got from his contact was that they are intending to replace the fence and include a "kissing gate". I know that this will please a number of our members, Martin and I are hoping that perhaps the new fence will hold the Strat 7 a bit better. No time scale was given so don't hold your breath in the current economic climate!

Arthur

Robinson's Ramble

If you read my last Ramble you will have seen that Arthur, Don and myself had arranged a meeting with the owner of a potential new site for the Festival, we needed to do this due to not being able to book Lydiard this year. The meeting was a great success! The site is a recognised event site. It's situated at Brinkworth, which is 9 miles west of Swindon, (7miles from Junction 16 M4). Brinkworth claims to be the longest village in England, it also has a pub, the Three Crowns, which serves some of the best food in North Wiltshire. Don Baggett has arranged for two helicopters to be there from the Army Air Corp Historic Flight, these will arrive on Friday and will be on static display, this all came about due to a conversation we had with the owner of the site, Mr Ken Cooper, who suggested that to attract people to the event due to it being moved from Swindon; it would be a good idea to have a charity at the event, and he suggested that one of his favourites is the Wiltshire Air Ambulance, we thought this was a good idea. Wiltshire Air Ambulance will be at the event with their collecting buckets, for obvious reasons they couldn't bring their helicopter to the event because it will be on standby, however Don, who is an engineer; attached to the Army Historic Flight, pulled a few strings (not kite ones!) to arrange for their helicopters to feature at the festival. We have Ralf Maserski, from Germany, Pete Dolphin, from the USA, and of course coming back to run the raffle for us Marla Miller. Here comes the begging bit, we need Raffle prizes, and if you can make a kite for the raffle it would be fantastic! The raffle is our main source of income, so please be as generous as you can in buying tickets, we don't want Marla having to grab you by the ankles and shaking it from you, (see the poster). We'll be running the "*Honesty*" bar again this year, in the chill-out area, otherwise known as the marquee, don't forget you'll need to register at the event to be able to use the bar and participate in the raffle.

If any of you are a Kite Aerial Photographer, please bring along your equipment, I think the setting, out in open countryside, will be great for some aerial photographs, we'll have a generator on-site so if you have a portable photo printer bring that along as well. We'll be able to show the public what's possible from a kite.

I'm writing this at the end of the first week of March, two weeks from today Janet and me will be making our annual trip to Fort Worden, for the workshops, we go to help Marla & Ron run the raffle, it's hard work but very enjoyable, whilst there I will be looking to see if we can attract someone over to run a workshop for us in October, I'm still uncertain of a venue, due to the situations at Penhill School, however there will definitely be a workshop in October! As soon as something has been put together and a venue sorted; all of you who have supported the workshops in the past will be the first to know about it.

Due to this being the coldest winter in 18 years we missed going to Barbury in February, we had 1 foot of snow over two days in the week prior to our meeting day and it just wasn't worth risking our necks trying to get there, however Don & Arthur joined Janet and me for breakfast in Swindon, where we talked about the Festival arrangements, so it wasn't a totally wasted day!

Regards
David Robinson

NOTE: Loads of festival goodies this year with T-shirts, pins and mugs. Also look out for the new club pin that is proving very popular even before it is made. There are also matching patch and mug.

Puzzle Corner (12)



1. Alan owes £50 to Betty and £20 to David.
Betty owes £10 to Charles
Charles owes £30 to Alan
David owes £40 to Charles
What is the simplest way for them all to settle up?
2. Why should the Romans have liked this sequence of numbers:
1, 4, 3, 5, 10, 2, 6, 9, 8, 7. ?
3. Knockout singles tennis tournament. 54 players. How many matches?
4. If a democracy is the rule by the people, what words do we use for rule by: the rich, the mob, the best citizens, the worst citizens, the few?

Thought : If the human brain was simple enough for us to understand, we'd be so simple, we couldn't.

Answers to john@johnbrowning.net.
Any comments about Puzzle Corner?

S_{ale} O_r S_{wap}

Doug Manners has some parachuting teddies he would like to get rid of. See him at a meeting and have a chat.

Roy Broadley of Kites Up on 01256 812487 has an industrial overlocking machine that he would like to sell.

Our other publication?

Just a gentle reminder that we are still at work with our other information centre, the web site! Here we are on the 20th anniversary of the great World Wide Web, with our own little celebration of WHKF being displayed there for the past 10 years. Goodness is it that long ago I started it! I had to go and check.

Anyhow, if any of you want to find out what the club has to offer as on up to date events, information, general chit chat on the club forum (did you know it's a full moon during the festival this year!!!), interesting links to other kite minded sites, monthly updates from Arthur, et al. do think of logging on to the site www.whkf.org.uk
Peter D.

Confessions of a newbie sport kite flyer – 2: Breaking sticks

For £30 to ~£60 one can buy a fibreglass rod framed and nylon sailed two line sport kite, that, as Close Encounters' Allan Pothecary regularly demonstrates at festivals with deliberate crashes, is practically indestructible. And for significantly more money, one can buy a serious man-sized trick kite with a frame of rigid carbon fibre tube and a low stretch polyester sail.

So how have these kites held up for the relative newbie? – I don't think we have had a single breakage that was solely due to a crash. But we have had lots of breakages. In two years flying my partner and I have broken: 4 lower spreaders and 6 lower leading edge spars.

The lower spreader runs across the kite between the leading edges. For the lower spreader breakages – one was due to incorrect assembly and another happened when the spar was trodden on. The other two breakages could be ascribed to flying in high winds, as in mid-air the tubing split with a loud bang. But examination showed that in one of these cases the ferrule had been wearing away the inside of the tube for some time, and in the other case, the way the tube and ferrule split suggested that there may have been some weakness due to a manufacturing fault.

The lower leading edge spars are the ones that the kite rests on when it is standing upright on the ground. Of the lower leading edge breakages, only one might have been due to bad flying - a tip getting caught in long grass. All the others were due to either internal ferrule movements and off the field activities. Let's deal with the internal ferrules first. On many carbon tube delta sport kite frames, the upper and lower leading edge spars are joined to each other using a short carbon rod that runs from the inside of one tube to the inside of the other. Typically the upper half of the short rod (or internal ferrule) is glued in place inside the end of the upper leading edge spar, and the lower half of the ferrule protrudes from the end of the spar. During kite assembly the lower leading edge spar is fitted around the lower half of the ferrule. The problem comes when the glue works loose. For then the ferrule is free to move up into the upper leading edge, and the lower leading edge is in contact with less ferrule. The stresses of kite flying are transferred through the ferrule to a very small area on the inside of the lower spar, and the end of this spar splits during takeoff or flight.

The glue that secures the ferrule is normally cyroacrolate (cyanoacrylate? Ed) ("super-glue"), which is used for its quick setting properties. Unfortunately cyroacrolate can work loose with repeated vibrations, and the likelihood of this happening depends on the way the ferrule is glued. So either this never happens, or else it often happens for all ferrules in a kite. Because it has happened so often to us, we have got quite paranoid about it, and always check the ferrule locations when assembling the kite. If the ferrule has moved then we re-glue it in position with a more resilient epoxy resin glue.

The rest of the breakages were in light wind (SUL) and no-wind kites, and appear to be due to off the field storage issues. The classic symptom of this is when the kite breaks on takeoff. You have assembled the kite carefully, checked everything. Then you launch the kite and something immediately breaks – usually the lower leading edge spar. We have had this happen to brand new kites as well as kites that have not been flown for a long time. After a year or so of enduring these mysterious failures, we followed the advice of an old hand, and took to always storing SULs and indoor kites in hard walled containers – strong cardboard tubes or rigid cases. The cloth sleeves that the kites are supplied in provide insufficient protection. Miraculously the breakages ceased. What appears to be going on is that it is all too easy to damage thin carbon fibre tube by putting weight on it during carriage or storage. Such crush damage is normally invisible, but weakens the spars, which then break when next flown.

It must be still possible to break a kite by crashing it. But we have yet to experience it ourselves. A couple of weeks ago we spent half a day practicing some pairs flying using standard wind kites in gusts far above their wind rating. They were covered in air brakes and

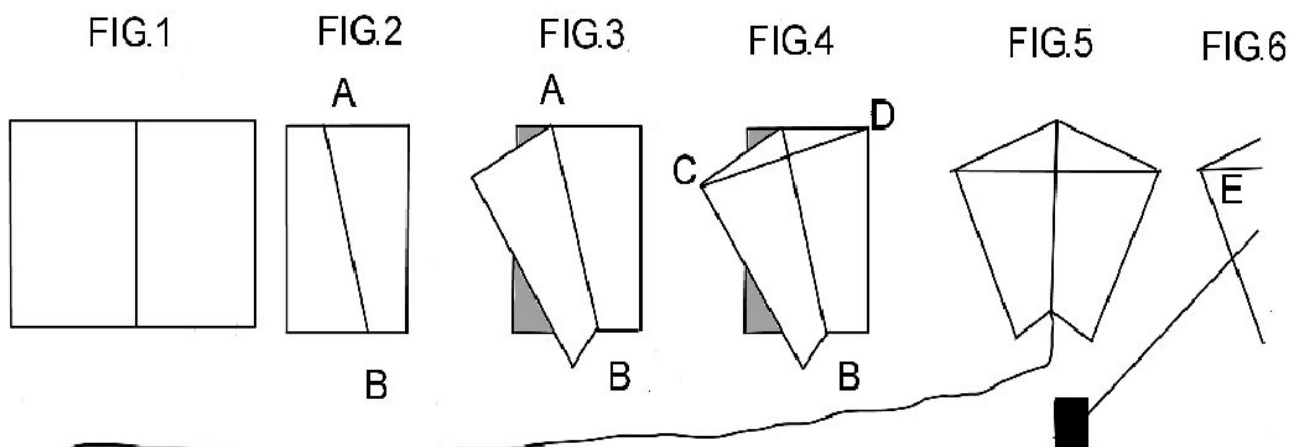
extra weights to keep the speed down. I am delighted to report that the kites were unscathed. However we can't tell you what the winds were exactly as the wind meter broke!

So which 2 line stunt kites would we recommend for their strength? First is the Prism Quantum, which we have seriously abused, partly because it was one of the first kites we got and so have crashed more often than any other kite, and partly because we and other beginners have flown and multiply crashed it in 25mph+ winds on a pebble beach. It uses a shock cord at the base of the spine to absorb the energy of hitting the ground, and we have had to replace this cord when it wore out. Also we have had to patch up the fabric of the leading edges when the shock cord failed and the impact forced the fittings connecting the spars into fabric tunnels that were never meant to hold them. But its spars have never failed.

Second is the Benson Deep Space. Although this is a serious stunt kite, its curved leading edge construction seems to spread the shock of impact across the kite. Consequently, despite frequent usage over 18 months, the only thing that has gone wrong is that once a bridle knot came undone. This kite is so robust that we have often let complete beginners try it.

Peter Massey

Reproduced from Big Wind Kite Factory, Moloka'i, Hawai'i
Uncle Jonathan's easiest classroom kite ever.



- 1) Take a sheet of A4 paper and fold in half as shown FIG.1
- 2) Fold the top layer along the diagonal line A-B, FIG.2
- 3) Place a strip of 1/2" wide sticky tape along fold AB, FIG.3
- 4) Tape a wooden kebab skewer between points C&D and secure with sticky tape, FIG.4
- 5) Cut a strip of ribbon 1" wide 10' long from a plastic bag and secure with sticky tape at point B.
- 6) Turn the kite over and stand up the flap making sure it is upright, FIG.5
- 7) Punch a hole in the flap E about 1/3 down from the top.
- 8) Tie one end of the string to this hole, FIG.6
- 9) Go fly your kite.
- 10) These kites can be decorated with pencil or coloured pens.

<http://www.aloha.net/~bigwind/20kidskites.html>

STACKing it up!

STACK, the UK sports kite group, are busy again this year with a full round of competitions at a number of festivals, with Weston super mare in April, Rougham in May, Southampton in June and Leominster in July. There's another competition in August being arranged as well.

The group is involved not only in the precision indi, pair and team flying, but also the freestyle trick flying competitions, covering all present variations of competitions both UK and European. We regularly run "boot" camps and meets to swap info and techniques, as one club couple found out! (I wonder if they have forgiven me yet!)

Local teams will be busy next month, going to Berck and the world championships. And there is talk of STACK being involved in rejuvenating a national Rokkaku championship, but this is still in discussion.

Doug Manners and Yours truly are involved in judging once more this year, and a number of club members and local flyers are entrants at various levels of the competitions run. Many will be attending our festival, so do come up and introduce yourselves, and ask any questions on this interesting and varied side of our sport.

Peter D.

Margaret Greger

The following was received on 13th March:

With Sadness, I am forwarding this to the Kiting World.

I spoke with Greg this morning and He said that Margaret had not felt well since her recent hip surgery and within the past week, she was in much pain and not wanting to eat.

Greg assured me that, it was a blessing that she is now out of pain.

Prayers and Sympathy may be sent to the Greger family.

We will all feel the loss when we look into the empty place in the sky.

Greg, also, wanted us to know that there will be Spring Kite Fly on April 5th, 2009

At, Leslie Groves Park by the Columbia River in Richland.

Larry and Mary Zilar, (509) 366-0847

George (Greg) Greger

1425 Marshall Ave.

Richland, WA, USA, 99352

Phone: (509) 943-3951

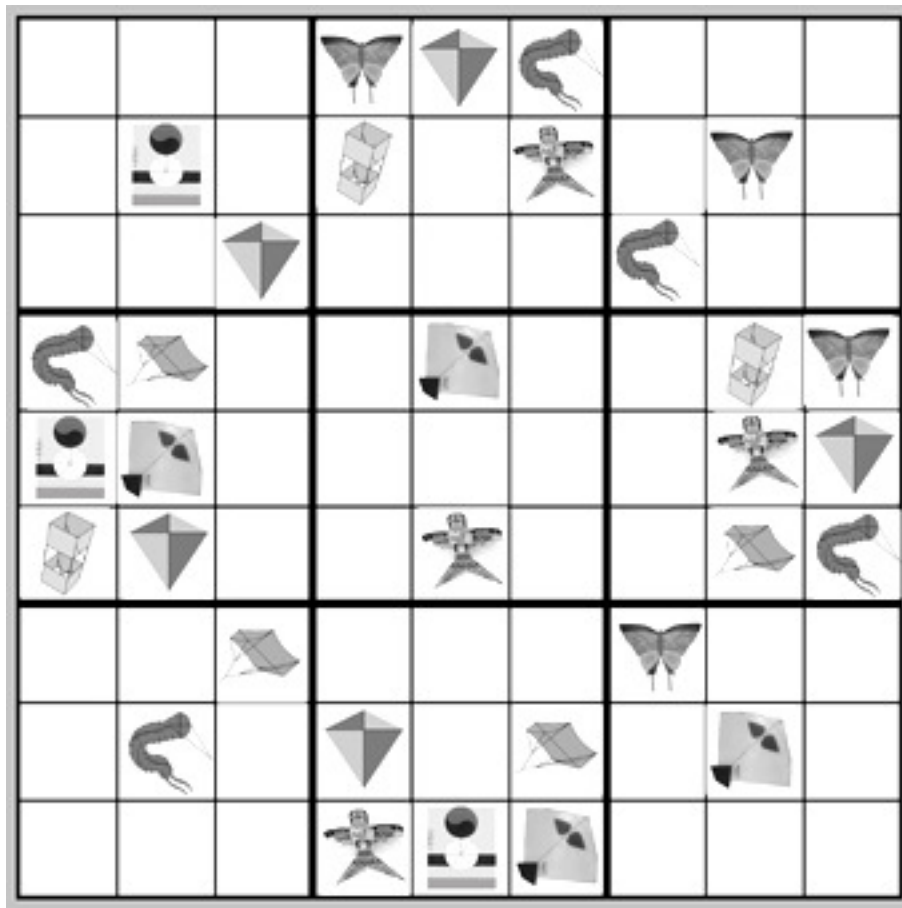
Margaret was well known to many in our club and was known throughout the kiting fraternity for her many books such as "Kites for Everyone". These books explained how to make kites using simple techniques illustrated with straightforward text and diagrams so that even if you had never made a kite before you could follow her instructions and end up with something that would fly.

In our continual hunt for material for this magazine David had recently spoken to Margaret and she has given permission for us to use her plans provided she is credited with the origin. I shall be including some of these in later issues.

A modified version of one of her variations on a design by Helen Bushel that has previously been published (Autumn 1994 issue) by John Barker is the fluted sled that is particularly good for lifting teddies for parachuting.

Margaret will be sadly missed.

KITE SU DOKU



Where are the Deltas ?

WHAT IS HAPPENING AT WROUGHTON

As most of you will know, two years ago we lost the use of Wroughton Science Museum as our festival location. The reason for this was that they had failed in their attempt to win The Big Lottery grant. This meant they had to cut back on staffing and were unable to support events like ours without large charges to the hirer.

The museum houses more than 250,000 exhibits most of which cannot be seen by the public. It is a 545-acre site on a former WW2 airfield. There are currently 6 hangars housing exhibits that include all forms of transport across the ages 'planes, buses, cars, submarines, fire engines, bicycles and many others. Also huge ranges of domestic and industrial items not seen for years. More importantly to our hobby, in the environmentally controlled hangar, there were listed some Cody Kites. In July 2003 these were more correctly identified by Paul Chapman as a German meteorological kite from WW1 and the other proved to be a Dine's. These cannot be seen currently by members of the public.

News published in The Swindon Advertiser on January 1st this year says that up to £25million, the final amount dependant upon a decision by the Department of Culture, Media and Sport early this year. Work will then start on either a new building or restoring the old ones and should be complete by 2011. Having seen the condition of D3 at our last festival there we hope they opt for a new building.

Currently the site is being used by Honda to store their excess vehicles, which we understand is why, even with Council support, we could not use it this year. The big question now is:-

Where will our 21st festival be?

Thanks to Dave Robinson for saving the appropriate copy of The Swindon Advertiser for me.

Arthur

T ips A nd T ricks

It is becoming evident that no one is prepared to take responsibility for this section so if you have a Tip or Trick for use in making or flying a kite just jot it down and get it to any committee member. You can remain anonymous if you want to or go down in glorious gothic script. You name it we will publish, provided it is printable.

To kick off this month one from Dr Peter: -

Besides as being good for sticking fabric together, superglue can also be used to fill small holes (up to about 2mm across) in sails. To do this, first apply Sellotape or similar behind the hole. Then put a drop or two of superglue in the hole, and if necessary flatten it out with wetted finger. Allow to fully dry and then remove the tape. The glue forms a thin barrier across the hole.

And from Mr Browning: -

Here is a simple trick which many of us use but may be unknown to a few:

"To neatly store the end of your line when it is on a reel, double the end back on itself (forming a loop), wrap the end of the line around the reel and then hook the clip into the loop. You can then tighten the whole thing by pulling on the end"

The Hobbyist corner

With the request of interesting things for the Magazine, a thought came up! We don't just live with kites; I know a number of us have other fascinating interests, how about sharing this with us?

So I suppose I'd better start – don't panic, this won't take long!

For my sins I am also involved with Nature Conservation and a keen member of the Berks, Bucks and Oxon Nature Trust (BBONT) where I am a volunteer helper and leader for my local reserve at Chimney Meadows, which also turns out to be their largest!

We are involved with all aspects of maintaining the site, from the hard work of ditch clearance and hedge planting, to surveying the local animal populations (I'm specialising in the Badgers and Otters that are on the site) to major reworking of areas – I've been taught to drive a 7 ton digger to national standards, and I've a 4x4 off-road driving course this year!

So there you are, not too much to tell, but could bore you some more if you want as chat! Now, what else do you lot get up to??? You'll be surprised at who else in the club would be interested.

Peter D.

Thanks to Peter for this new idea. Let's hear from you. I would love to write about another hobby if I had time for one. I now seem to spend any spare time chasing people to write articles for this publication. I used to be a toxophilite but probably better keep that to my self.

Arthur

Poet's Corner

Years ago I did a page of limericks for one issue of Cowpat. Are there any budding poets out there now? Here's a first line, please send your suggestions to complete the poem. Only polite ones will be published: -

Mary had a little kite, she couldn't make it fly.....??????????????????

Skychat

What a wonderful spell of weather we are enjoying this March, what's the betting that as soon as the Kite Festivals start coming along that will all change. We can but hope that **THIS YEAR** will produce beautiful fine days with idyllic winds to boot. We can but dream on.

Our Festival looks as if it is progressing well, I am afraid that I have been taking a back seat and will have to carry on doing so for a little longer. It is a strain to have to keep on putting my feet up and resting at regular intervals. I hope to go in for my second hip operation on 2nd April and after a suitable time for recuperation I can get back into training for the 2012 Olympics. In what category I have not quite decided, but it will not be Tug of War, may be Tiddlywinks.

By the time this is printed the Fort Warden Workshops will have been and gone and in due course we will be getting a report on the activities and future ideas for our workshops from Dave and Janet, with some kites from Doug Jones which he has made and ones that he has won in that Raffle of Raffles if past years carry on as before. This raffle I trust will, having been run by "The Ticket Chick" and her noble band of helpers, produce mega bucks, so ensuring the continuation of Fort Worden.

As usual I am asking everybody that can help at "Our Festival" to come forward and do so. This year with a new venue will mean new layouts so could take a little longer to sort out, also help is required in taking down. The other thing that is needed are plenty of Raffle Prizes and do not forget to bring your money, Marla's about. Let us all hope that it is a wonderful weekend and dry so that it does not become Drinkworth instead of Brinkworth as we had too many Swimdon's in the past.

Please also be aware that Radio Ones Festival in The Park at Lydiard Park will be causing traffic problems over the weekend. Anyway here's hoping that everything goes fine in 2009.

Neil.

From the editor

I am sure that all our members will join with me in wishing Neil all the best for his forth-coming operation and we look forward to seeing him back with us shortly. Whilst he hopes to be with us for the festival it does leave the festival organisers with some major problems! Neil has always set up the PA system and if he is there he will not be able to run round with heavy bits of kit as he has done previously so we will need extra hands there.

We then have to get the two trailers from Lydiard and taken to Brinkworth ready for setting up on the Friday morning and then returned on the Sunday evening or Monday morning. There is no way we can let him do this so soon after his surgery. If you can help with this in any way please contact a committee member as soon as possible.

The other problem I am left with is to get the magazine printed and distributed. If you are reading this I must have managed it or else you are receiving it in electronic format. We have one or two ideas but they will all be more expensive than what we have been paying with Neil doing the work.

BKFA

A newsletter was put out in March and this can be seen in full on the forum. As usual when working with government departments, changes are taking place very slowly. There is some very important work going on with the CAA regulations as when these were written it was by people who evidently viewed kites as toys not understanding the sort of size and weights that were involved. This has meant that many of our kites are classed as aeroplanes and are therefore subject to all regulations pertaining to them. Also my favourite past time of parachuting teddies from kites is strictly illegal unless you are one of the few clubs that has a special dispensation.

One item that WHKF must take on board is the accident reporting as we do fly some kites in excess of 2kg!!!

Butser Hill Festival of Flight Sunday June 14th 2009

11am to 4pm

This has now been held at Butser Hill for several years, and always fun. The site is off the A3, located between Horndean and Petersfield, and not far from Queen Elizabeth Country Park. Follow the brown signs for BUTSER HILL.

Kites, Hand gliders, Para gliders and Model gliders are welcome.
Parachute your Teddy Bear for fun!

Plenty of space for flying. There is an on-site cafe for basic refreshments. (but Please contact the Park before the event to confirm the Cafe will be open and what will be on sale, as this is out of our control)

Sorry, but buggying is not permitted.

This is just a relaxing, fun day, with room to fly your kites, or purchase one while you are there. Come along and have some fun!

Contact: Roy Broadley of Kites Up on 01256 812487 or
Queen Elizabeth Country Park on 02392 595040

NORTH HAMPSHIRE KITER'S JOLLY UP4-April 25th & 26th 2009

It's almost that time again! Come and join us for another FUN Weekend of Kite Flying for Kite Fliers!

The site is located in the village of Cliddesden, just south of Basingstoke (not far from J6 of the M3).

On site camping is available from Friday evening onwards (£5 per tent/camper for the weekend).

The Saturday evening BBQ worked well again, so we will doing the same format. (£6, and bring your plate and cutlery please!)

There will be an impromptu BBQ for those interested on the Friday evening, and Bacon rolls available both mornings.

An Auction will once again be held on the Saturday evening, and any donations gratefully received before or on the week-end.

Roy's Refreshment Tent will be open for Business, normal rules apply..

For further info, please either contact:

Roy on 07778 352825

Colin on 07770 338419

Or e-mail roy@kitesup.co.uk

(The dates for this same event taking place later this year again are August 1st & 2nd 2009)

Please Note: this is NOT a Buggy/Boarding weekend, thank-you.

Club Merchandise

All items can now be viewed on the club web site. Prices do not include post and packing. Please contact us for these costs. Cheques should be made payable to WHKF.

T SHIRT S-XL	£9	POLO XS-XL	£14	SWEATSHIRT XS-XL	£16.60
T SHIRT 2XL-3XL	£9.50	POLO 2XL	£14.50	SWEATSHIRT 2XL	£17.90
2007 FESTIVAL	£9	POLO 3-4XL	£15	SWEATSHIRT 3-4XL	£18.40
2008 FESTIVAL	£9			FESTIVAL XS-XL	£25
2009 FESTIVAL	£10	JACKET	£35	CAP STANDARD	£7.50
PINS, PATCHES	SEE WEB PAGES			WITH EAR FLAPS	£10
MUGS, COASTERS		RELAX STICKER	£1.00	LEGIONNAIRE'S	£8.50

WHITE HORSE KITE FLYERS CODE OF PRACTICE

Always fly safely.

Always be considerate to other people using the same area whether it is noise or physical intrusion into their space.

Always fly legally taking in to account all national, local and CAA restrictions and by-laws.

Never fly at a height of more than 60m above ground level, in the UK unless a CAA clearance is in force (as at kite festivals). If you don't know what the clearance is ASK!

Never fly a kite in wet or stormy weather. Always try and keep your line dry.

Never fly a kite near power lines, transmission towers or aerials.

Never fly near Motorways, roads, car parks or railways.

Never fly near airfields.

Never fly a kite with anything metallic in the line.

When tethering a kite ensure that the ground anchor is suitable (see BKFA report 6 June 06).

When flying large kites always use a brake line.

Always wear good quality gloves when flying large powerful kites.

Always give priority to domestic animals particularly if they are showing signs of distress.

Always clear up after yourself, especially lines, tails and bits of plastic that could trap, choke or injure domestic or wild animals.

Never fly near those kite-eating trees.

Finally remember.....your kites can get really quite lonely up high in the sky; just occasionally, look up and give them a SMILE. It will make you feel better too.

WHITE HORSE KITE FLYERS meet at Barbury Castle Country Park on the second Sunday of each month.

Your local contacts are: -

Neil Harvey +44(0)1285 740295

Arthur Dibble +44(0)1635 865976

Dave Robinson +44(0)1793 824208

This issue edited by Arthur Dibble.

(Contributors this issue:- Neil Harvey, Arthur Dibble, David Robinson, John Browning,
Peter Massey, Pete Dawson, Dave Cross, Di Baggett)

Please send articles to cowpat.ed@whkf.org.uk

Subscription AGM to AGM: £14 (including 4 issues of COWPAT HILL and kite flying insurance)

COWPAT HILL is the journal of The White Horse Kite Flyers and whilst every care is taken when compiling it, The Club and it's officers cannot accept responsibility for any omissions or errors that may occur. Any information printed are the views of the individual submitting them and not necessarily those of The White Horse Kite Flyers Club, it's committee or its members.