


Cowpat Hill



WHITE HORSE KITE FLYERS
SPRING ISSUE 2008
APRIL - JULY

Swindon kite festival

Lydiard Park

10th /11th May

**Please remember we have moved!
Any help on the Friday would be very much
appreciated to set up arenas, tents etc**

**Please contact us from the web site or Arthur
Lets make this the best yet**

White horse kite flyers
PO Box 585
SWINDON
SN3 4YR

Diary Dates 2008

W =Workshop, D = Display, T = Teddy bears

APRIL

11th Streatham kite day
13th Barbury Castle
20th Harrow (D)
26/27th North Hants Jolly Up

MAY

3/4/5th Weymouth

10/11th SWINDON

31/1st Exmouth
31st Bedford

JUNE

1st Bedford
7/8 Basingstoke Kite Festival
8th Barbury
19/22 Fano
21/22nd Southampton Kite Festival

JULY

5/6th Sunderland
13th Barbury
19th Hereford (Berrington Hall)
26/27th GVK Festival Tewkesbury

Please note all events are liable to alteration or cancellation for up to date information please check our web site www.whkf.co.uk

COWPAT IS 18 THIS MONTH

It is recorded in volume 1 No.3 (April 1990) of this magazine that it was the first one to be called

Cowpat Hill. The name that it has lived by ever since. The first 2 were simply The White Horse Kite Flyers newsletter. If any one has these 2 issues please can I borrow them for our records, also numbers 5, 7 and 11. At this time the club was not established formally and we were just a bunch of flyers meeting up for some laughs and to fly kites (Some times a few beers were involved). No insurance, risk assessments or method statements just good clean fun (well maybe not clean! Hence the name change). What ever went wrong? No festivals or workshops to plan but then that is progress.

If my memory holds true the name change came about as a certain young man flying a stack of flexi foils was body surfing across the grass and ended up covered in you know what. The only protection he used in those days was a black plastic bin liner with the corners cut off to put his legs through.

This was also the time when we got in to trouble over dropping a small child from Neil's parafoil. The ramblers involved did not realise that it was a ventriloquist's dummy. We had a good laugh then and still do today.

Just to be really topical it was 2nd April when an earthquake was felt in Swindon. Did they win at home that weekend?

I don't suppose we ever got any feedback from the lady who bought the Robinson Snowflake to take home to Bermuda? Even back then Richard was questioning the effects of global warming.

In issue 9 for the same year I wrote my first article for the then newssheet. In those days the articles were hand written and had to be typed in to Richard's ancient Amstad using a bit of software called *Timeworks*. It was several years and anew editor before I could present a typed article on a memory card to be transferred on to another Psion. People complain about the ubiquitous Microsoft and Internet but some of us are pleased to be able to communicate with the new technology. Who could have guessed how much more rubbish was going to appear from my hand then. Even I am amazed to note that I said that I would never parachute teddy bears, as it was too cruel. I was going to stick to gliders. I still like to do these at any excuse but what happened to the bit about bears?

By this issue I had got over the leg broken when a 10ft flexi got the better of me which was the reason that Ann has not turned up to a Barbury meeting since. All just because I was ungrateful for being left on the ground writhing in agony (I better be honest and say that I eventually got up and made it back to the car on my own even if I did make her drive), while she recovered the expensive new kite that was not damaged. At least now a days I fill up that extra space in the car, as the kite collection seems to have grown a little.

In October we apparently had 1500 people attend the OSOW event and just for a change the Barbury wind was a problem. Martin had a 23mm spar broken in his

Serious Sirius and then his big parafoil crashed blowing out a series of cells. Would we have had the same problems with today's materials? I think we would and would probably have ended up with a hand full of carbon splinters rather than a bit of ram. Pity you can't get a decent bit of dowel any longer and it was much cheaper then.

I have a great time reading up these blasts from the past and still have all but a few of the issues that I would love to get hold of. I have made copies of all the issues to date, except for the few I am missing in 1990, and these are available on our web pages by following the link to *Magazine* and then *Old Issues*.

Arthur

NORTH HAMPSHIRE KITER'S JOLLY UP2-April 26th & 27th 2008

Come and join us again for a FUN Weekend of Kite Flying for Kite Fliers!
The site is located in the village of Cliddesden, just south of Basingstoke (not far from J6 of the M3).

On site camping is available from Friday evening onwards (£5 per tent/camper for the weekend).

The Saturday evening BBQ worked well on the first event, so we will do the same format this time. (£6, and bring your plate and cutlery please!)

An Auction will be held on the Saturday evening, so please be generous again (any donations gratefully received on the week-end)

Roy's Refreshment Tent will be open for Business, normal rules apply..

For further info, please either contact:

Roy on 07778 352825

Colin on 07770 338419

Or e-mail roy@kitesup.co.uk

Dates for this same event taking place later this year again are August 2nd & 3rd 2008.

Please Note: this is NOT a Buggy/Boarding weekend, thank-you.

Electric Turkeys

We are indebted to Mr Robinson for bringing to our attention Franklin's 1749 account of his fascinating electric Christmas. Mr Robinson issued a warning to the Club Boffin regarding any future experiments, which he might conduct.

There is more than one way to skin a cat and this piece of useful knowledge can be extended to turkeys.

The original turkey was in fact a Guinea Fowl. Because of the influence of Turkey throughout the Mediterranean, such birds (from Africa) were traded through Turkey and were hence called turkeys. Now another bird altogether was reared by the Aztecs. The Spaniards brought some back and they proved mighty tasty. Because they were like turkeys, we called them turkeys and so we had two sorts.

We exported Aztec turkeys to our North American colonies and they preferred the imported bird to the one they already had there (which they called turkeys).

I am sure you will find all this fascinating.

In my description of Flashers (Autumn 2007), I warned of the huge shock one might experience if one mucked about with the insides of disposable camera flash units. You see, there is a wonking great capacitor inside and this brings us back to Franklin who got a nasty belt from his capacitor (Leyden jar). Now this brings the immediate thought of killing turkeys (be they from Africa, Peru or New England) with disposable cameras. There is an obvious problem with recording the event. Use camera to take portrait of live turkey (difficult to make turkeys smile though – especially when they have an inkling that their days might be numbered), take camera apart and short capacitor across turkey – all is fine up to this point but how can you take picture of dead turkey? – The camera is in bits. Some clever person will come up with the solution – have two cameras. Inelegant. May I suggest this conundrum be appended to the latest Puzzle Corner?

I do like turkey sandwiches.

The Boffin.

February Workshop

Evidently no one else enjoyed the workshop, as there hasn't been a single article sent in for it. I thought it was great and the kite is brilliant. It flew first time without any adjustment. It wasn't too happy in the high winds and bent it's wings back at a frightening angle. However nice gentle wind and it is perfect.

We were all very sorry to hear about David's mum and were delighted that he and Janet could still attend the weekend that David had organised. What a shame that it coincided with his 60th birthday and we could have taken the p*** even more than we normally do. The two of us who had gone to help him celebrate found a great Indian meal at a reasonable price on the Friday evening.

Karl Longbottom had done a good job of producing the kits for this kite and I enjoyed not being under too much stress even if we had to cut out our own panels. All straight lines and single stitch. We must make sure that if Karl does another workshop for us he uses a calculator on the quantity of end caps required. It will save him having to take some of his own kites to pieces to make up the numbers. The templates Karl supplied worked exceedingly well with the line-up marks being a great help. My only adverse comments are that for a beginner they should have been warned about making left and right hand pieces. It didn't matter with the material we used but others may have a more obvious front and back. I would also like to have seen a printed instruction sheet so that those who wanted to work faster didn't have to interrupt those working more slowly.

Several people completed on the Saturday and many more Sunday morning. Of 18 people booked to do the workshop, one was sick and 16 kites were completed.

Let's see how many we can get in the air at our festival.

Tracey and the team did another good job in feeding us; I thought the pizza was better than the ones we have had previously and what a luxury to have a pudding as well. If they go on like this we will be expecting a three-course roast with all the trimmings and a glass of wine to go with it. (Only joking girls)

All together a great workshop and many thanks to all those who organised it. We look forward to the next one. The news on the school is that we should have it for this autumn at least and we are trying to get John and Marzlie back to do the bargello butterfly. Keep your eye on the magazine and web pages for details as soon as we have them.

Arthur

Puzzle Corner (8)



1. Equispaced parallel lines on the floor. Huge number of sticks, all same length as distance between lines. Chuck sticks into the air. They all come down scattered over the floor. Count how many touch a line. If you double the number of sticks and divide by the number of sticks, which touch a line, what do you get? Answer to 1 million decimal places please.

2. Four people need to cross a bridge at night. The bridge will only hold a maximum of two people. There is one torch and it must be carried when crossing the bridge. One person takes 10 minutes to cross, another 5 minutes, another 2 minutes and another 1 minute. When two people cross the bridge together, they must go at the speed of the slower one. So, two across and one back (to carry the torch). No tricks or lateral thinking like throwing the torch. What is the shortest time to get all four people across the bridge?

3. Mr and Mrs Squirrel: Mr can find one nut in 15 minutes and Mrs can find one nut in 12 minutes. How many whole nuts will they accumulate in a day if they work together - bearing in mind their daughter takes 20 minutes to eat a nut and she eats all day long!

Answers to john@johnbrowning.net
Any comments about Puzzle Corner?

Did you know that stifle is the only word in the English language which is an anagram of itself?

Power kites lead the way

We may have a go and knock the power kites now and again but it looks as if technology developed from the hobby could make large savings to the carbon emissions in the future. For the first time a large cargo ship has been fitted with a huge kite system to assist it's fuel efficiency. The ship 10,000 tonne Beluga Skysail has been fitted with a 160sq metre kite connected to a rail system that is automatically controlled to minimise roll while keeping power high.

The maiden voyage in January this year will take the ship from Bremmen in Germany to Venezuela and back with an expected energy saving of better than 10%. If this trial proves to be a success plans are already being made to fit larger ships with sails of up to 5000sq metres reducing fuel by 30%. This would be a very significant reduction in the emissions a shipping currently contributes about 4% of the total.

Information for this article was taken from The Guardian 2/1/08 which can be seen on our web pages and further reading can be found on the following web sites: -

http://www.greencarcongress.com/2006/01/beluga_shipping.html

http://www.wintecc.de/news_en.html

<http://www.beluga-group.com/News.345.0.html?>

[&cHash=8d7c34a750&tx_ttnews%5Btt_news%5D=505](http://www.beluga-group.com/News.345.0.html?&cHash=8d7c34a750&tx_ttnews%5Btt_news%5D=505)

Butser Hill Festival of Flight Sunday June 15th 2008

This has now been held at Butser Hill for several years, always a bit of fun. The site is off the A3, not far from Queen Elizabeth Country Park.

Follow the signs for BUTSER HILL.

Kites, Hand gliders, Para gliders and Model gliders are welcome.

Parachute your Teddy Bear for fun!

Plenty of space for flying. There is an on-site cafe for basic refreshments. (But Please contact the Park before the event to confirm the Cafe will be open and what will be on sale, as this is out of our control)

Sorry, but buggying is not permitted.

This is just a relaxing, fun day, with room to fly your kites, or purchase one while you are there.

Come along and have some fun!

Robinson's Ramble

We are only weeks away from the Festival, where does the time go? Don't forget the venue this year is Lydiard Park, Lydiard do not allow camping so we have an arrangement with the Farm opposite, the fees for camping are: Camper Vans/Caravans £5, Large Tents £3 & Small Tents £2; per night, these fees will need to be paid to the club at the club Marquee on the festival site, where you will be issued with a camping pass that you will need to display on your tent/camper/caravan at all times, please check the club website, www.whkf.org.uk for further details.

I am writing this Ramble on Easter Sunday, Janet and myself returned from Fort Worden, Kite making conference on Saturday, it was as good as usual! Whilst there we met lots of old friends, including John & Marzlie Freeman, I spoke to them about coming back in October to do their Bargello Butterfly Kite; (a picture of this kite can be seen at the club website), they have agreed to this and the fee for their kite will be £85 including buffet lunch each day. **If you are interested in this workshop please contact me ASAP, for a booking form.** Whilst at Fort Worden, we also met up with Tom McAlister, those of you who did his workshop last year will remember his work, his kites are made from paper & carbon fibre, so no sewing is involved! Tom would also like to come back and do a workshop with his Saul's Barrage kite, (picture on club website) this is the kite he showed us all; last time he was here, he was telling me that he entered this into the AKA competition last year and missed top prize by $\frac{1}{3}$ of a point, I can't confirm about Tom just yet until I have spoken to the Committee, however I will strongly recommend that we invite him, for next February.

The raffle at the Fort was just as good as other years, Janet & myself; help Marla and Ron to run the raffle, its very hard work considering that at each meal break there is a raffle, that makes six raffles over the two days (no raffle on Sunday), the breakfast ones are the hardest, breakfast starts at 7.00am so we have to get up at 5.30am to all get through the shower on time, which obviously means that you're tired for the rest of the day, you can usually find me asleep on the floor between meal breaks. This year just over \$7000 was raised by the raffle, with over 600 items donated.

Phil Scarfe makes a parafoil kite each year, with the annual conference Logo appliquéd on it. These kites are much sought after by kite flyers that attend each year, with some spending several hundred dollars on tickets and putting a majority of their tickets into the bag for Phil's kite. The guy who won it this year is one of the "high-spenders", however this was all he won all night! Incidentally he won the

“Scarfe Kite” last year as well. Paul & Helene Morgan were teachers again this year, this being their second visit as teachers, they stayed with Ron & Marla before and after the event, so it goes without saying that we had a lot of laughs. I spoke to them about doing a workshop for us some time in the future; I suggested they do a Sirius Box-Kite, which they agreed to. So I would suggest we invite them October 2009.

This year with having to move the Festival to Lydiard Park we have extra expense in having to provide mobile toilets, so the Raffle takes on an whole new importance in raising funds, I am always amazed at your generosity at the gifts you all donate, so please be as generous as ever, and bring very deep pockets.

Regards Dave Robinson

Contact: Roy Broadley of Kites Up on 01256 812487 or
Queen Elizabeth Country Park on 02392 595040

Basingstoke Kite Festival
7th & 8th June 2008
At Down Grange Sports Complex, Pack Lane, Basingstoke.
From 10am to 5 pm (both days)

Come along and help us to celebrate our 16th Festival and join in the fun!

The theme for the weekend is JUNGLE. As in previous years, a prize will be awarded for the best themed kite, so soon you can let your imagination get carried away!


Guests will be from Home and abroad and as well as things going on in the display arena, there will be the usual array of activities, along with various Kite & Food traders.

A raffle is held over the weekend with lots of donated kite related prizes, so Kite traders please take note!

On Saturday evening we will have our usual Social Get Together in the marquee, and all are welcome. (There is a small fee if you would like to join in with the Buffet, well worth it!)

Camping is available on the Friday and Saturday evenings @ £5 for the weekend (payable on the weekend) and there are showers and toilet facilities on site.

Come along and join in, and we look forward to seeing you there!!!



Karl Longbottom Kite Workshop 16-17 Feb 2008

www.nogcartoons.co.uk



for colour version go to <http://www.tedberets.co.uk/Peanutscold.jpg>


1

3

White Horse Kite Flyers

4

2



5

5

Photo copy this sheet

Fold towards along lines 1 and 2

Decorate as required

Fold away along lines 3 and 4

Fold towards along line 5

Make holes at 5 where shown

Reinforce with rings

Measure cotton four times the height of the kite and attach it through the holes.

Make a loop at the exact centre and attach the flying line. (sewing thread is ideal)

Attach a crepe paper tail about 2 cm wide and a metre long at point 6.

Now go and fly your kite. Have fun.

1

3

6

4

2

Sky Chat

Well here we go again, another 3 months, another “Cowpat”. But this time it is 18 years old, it can go out, buy a drink to toast its self and all those who have made this milestone possible. Well done.

Time to dust off the cobwebs from the winter months, check that all the kites are ready to fly and any new ones built during the winter are complete and have been test flown so that there are no embarrassing moments in front of expectant eyes and blushes abound. It looks like another full season of events and festivals, although we have lost Cleethorpes. The council has no money to run the event, it is a great pity to lose such a popular festival. Our thanks go to the people from the leisure department who have organised the event over the years, whom I believe have been made redundant due to the lack of funds. The trouble is I think that this is going to be more and more of a problem in the future as money becomes tighter and “elf & safety” rules become more and more, it will be harder to justify in running these events just for fun. A very sad day when we cannot just go out at a week-end and find fun and enjoyment with-out being wrapped up in cotton-wool and red tape, lets run wild.

I see Dave R. is getting on with ideas for future workshops. I trust you will support him to fill these classes. The Club has a reputation with our workshops in the high standard of teachers and the kites made. Most of us who have attended these classes would not gone out and bought the kites we have made, it has increased the range and type of kites in our bags. Many thanks to all those who helped at Karl’s workshop and supported the Raffle to make it a successful week-end.

Now! It is our Festival next month and we are back at Lydiard Park. Not the space of Wroughton but with a homely feeling we can have a good festival. This needs your help to succeed, be it with helping to set up and take down, helping to stewarding around the site, helping in the Children’s workshop or with giving to the Raffle. It all helps and makes the work load less for the main people (we have to keep our Chairman calm, no more heart attacks.) After helping, just go and fly and enjoy your kites so that others can enjoy them as well. Let's just hope the weather is kind to us and we can look back on 2008 as one of the best Festivals ever.

So let me end this “Skychat” hoping that this seasons events gives us clean winds and tight lines.

Neil.

Club Merchandise Now Available

New club patch £1.50	The New club jacket £35.00	Cap £7.50
Legionaries cap £8.50	Cap with ear flaps £10.00	
Tee shirts	Polo tee shirts	
s-xl £9.00	xs-xl £14.00	
2xl-3xl £9.50	2xl £14.50	
	3-4xl £15.00	
Sweatshirts	Festival sweat shirt	
Xs-xl £16.60	xs-xl £25.00	
2xl £17.90		
3-4xl £18.40		

All items can be viewed on our web site

www.whkf.co.uk

all above price's **do not** include post and packing if you like it posted to you please mail or ring us first for a price .To order please send your order with cheque to
W.H.K.F , P.O.Box 585 , Swindon , SN2 4YR

Kite Flying Safety Tips

The NEVERS of Kite Flying

- Fly a kite in wet or stormy weather, try to keep your kite line dry.
- Fly a kite near power lines, transmission towers or aerials.
- Fly a kite with wire or anything metallic in the line.
- Fly a strong pulling kite without wearing GLOVES.
- Leave odd bits of flying line etc on the flying site.
- Fly a kite at over 200 feet*.

*Kite festivals may have C.A.A. clearance to fly higher.....ASK!

The Things to AVOID

- Motorways, roads, car parks railway lines or buildings.
 - Airfields and low flying air traffic patterns.
 - Members of the public....stunt flyers please take care!
 - Those kite eating trees.
 - Animals, they can be frightened by kites.
- Remember...your kites can get really quite lonely up high in the sky, just occasionally, look up and give them a little SMILE.*

AND PLEASE, MIND THOSE POWER LINES!

Where the WHKF go to fly their kites

WHITE HORSE KITE FLYERS fly at Barbury Castle Country Park, Wroughton, Swindon, Wilts on the SECOND Sunday of each month
Will YOU be there?

Local WHKF contacts are:

Neil Harvey on: (01285) 740295

Arthur Dibble on: (01635) 865976

Dave Robinson on: (01793) 824208

COWPAT HILL

Journal of the White Horse Kite Flyers

Editor Tracy Willis

WHKF, 21 Alton Close Penhill Swindon Wilts SN2 5HF

Tel 01793 706516

e-mail cowpat.ed@whkf.org.uk

Club Subscription: £12.00 (One year UK)

(including postage and kite flying insurance)

Whilst every care is taken when compiling this journal the WHKF cannot accept responsibility for any errors or omissions which may occur.