


Cowpat Hill



WHITE HORSE KITE FLYERS
SPRING ISSUE 2001
APRIL - JUNE

Sky Chat

Dear members

This is the hardest Sky Chat that I have had to write and I hope that it does not happen again. First I have to report the death of our President and Founder member Ron Gunter. (See later tribute) Then the very bad luck of Brian and Lynn at Barbury in losing their sheep through the misfortune of the next door farm having Foot and Mouth and having their stock killed as a precaution. Foot and Mouth rears it's ugly head again in that Stowe Kite Festival is off (possible run in Sept. or Oct). Our own Festival at Roves Farm is still in doubt, but Wiltshire has remained free of outbreaks for 14 days and we are still 6 weeks away. Fingers and anything else crossed. F & M has also brought the cancelling of Tri-Drive and Vintage & Steam, both at Wroughton this year. I think that is all the bad news at the moment.

Now for the better news. If Our Festival has to be moved from Roves farm, we are making plans to hold a kite workshop with Dan Kurahashi at Headlands School on the Saturday and a Fly-in on the Sunday. These plans are not set in stone yet so the old bush telegraph and Weymouth Kite Festival will have to be our means of letting you know. Also there will be no Fly-in's at Barbury until further notice. The site is closed to the public and could be for most of the summer. Watch this space. By the way Brian & Lynn wish to be remembered to everyone.

The Kite Workshop in February with the Grimsel's was a great success with about 20 different kites being made, it will be a wonderful sight seeing all of them in the sky together. It sounds if Fort Warden was up to its usual standard and a great adventure for Jemma. As for Dave and Janet they had a good time too.

The summer season is about to start with some old events and some new ones. We will try and keep you up to date, but you can always ring Dave or me for the latest news. As always help at these events is welcome, but that goes without saying.

Must close now or Tracy will be using the editorial pencil? Lets hope that this F & M epidemic is soon under control and we can get back to good old kite flying.

Neil

White Horse Kite Flyers
PO Box 585
SWINDON
SN3 4YR

Diary dates 2001

April		
28\29	Stowe Gardens Buckinghamshire	CANCELLED
May		
5\7	Weymouth Kite Festival	
12\13	Swindon Kite Festival	W.D.T
19\20	Cleethorpes Kite Festival	W.D
20	Poolc Kite Picnic	
26\28	Tewkesbury Kite Weekend	
28	Polo Ground Swindon	W.D
June		
9\10	Margam Park Kite Festival	
9\10	Wiltshire Agricultural & Steam Show, Wroughton	CANCELLED
10	Club Meet Barbury	
16	Stanton Hardecourt see pete dawson	
23\24	Southampton Kite Festival	
23\24	Shrewsbury Kite Festival	
24	Andover	W.D.T
31	Pitton	W.D.T
July		
1	Rockingham Castle	W.D
8	Club Meet Barbury	
14\15	Kennet Valley Kite Festival	W.D.T
15	Pctworth Kite Festival	
21\22	Golden Valley Kite Festival	
21\22	Brighton Kite Festival	
August		
4\5	Middle wallop kite festival	W.D.T
12	Club Meet Barbury Blackwater	W.D.T
18\19	Taunton kite festival	
19	Lackham Collage Hengisbury head	W.D.T D.T
25\27	Portsmouth kite festival	
26/27	Uffington show	W.D.T
September		
1\2	Bristol kite festival	
9	Club Meet Barbury	
October		
14	One sky one world barbury	
<p>We hope all dates are ok if you know other wise Please let me know. For more dates please see are web page at www.whkf.org.uk or http://www.smartgroups.com/message/listbydate.cfm?gid=82818</p> <p>PLUS ALL DATES MAY BE CHANGED OR CANCELLED DUE TO THE FOOT AND MOUTH OUT BREAK</p>		

Swindon Kite Festival

12/13th May 2001

Roves Farm Visitors Centre

You may, already be aware, however just in case you haven't heard, this year's Swindon Festival, will be held at Roves Farm Visitor Centre, and **NOT** Wroughton as in the previous seven years. The Science Museum, let the weekend that we had verbally booked, and then informed us that we could have the site in 2002, for a fee of £4.500 for the weekend! Thank-you but **NO THANKYOU!**

Roves Farm Visitors Centre, is in the village of Sevenhampton, about 7 miles to the Northeast of Swindon Centre, the entrance to the Farm is near the Church, the lane to the Farm is about 1 mile long, please be extra careful, when driving through the Village, the Villagers don't see eye to eye with the Farmer that runs Roves Farm, we don't wish to exacerbate the problems. The easiest way to find the Farm is to enter the Village from the A420, Swindon to Oxford road. It will be signposted!

Consequently the Festival will be much smaller this year, but just as friendly and laid back as ever! Roves Farm is a very interesting place, that as regular open weekends, all of the Farm's attractions will be open on the weekend. You will be able to camp or bring your caravan, the fee will be £1.50 for small tents, £3 for large tents and caravans, this is for the weekend! Entrance to WHKF members is **Free** on production of a valid membership card, visiting club's members will have to pay £2 **PER CAR!** On production of your club card or KSGB card. There will be a Lamb Roast on the Saturday night, in the Barn. This will be a plated meal at £6.50 per head, we need to have some idea of numbers for this meal, prior to the event, so if you want to join us for the meal, please let us know. There will be a licensed bar.

Marla Miller, the World's best "Ticket Chick" will be conducting the raffle again this year, if you were at our festival last year, you will remember what a good job she made of it! all donations to the raffle will be very well received.

This Year's Guest is Dan Kurahashi, a Japanese Kite Maker, from Vancouver, Canada. Dan specialises in kite-trains and miniature kites, he is also an expert in most of the methods in making, traditional Japanese Kites, and has the honour of being one of the few people to be invited back year after year to the Fort Worden Kite Makers Conference. Dan is a great character with a very dry sense of humour. He will be demonstrating his skills, however I don't know yet, which skill, it

depends on what he can carry in his luggage. However, whatever he does will be a pleasure!

If you have need any further information, please do not hesitate to call me on 01793 824208 (Evenings Only) or e-mail me at either darjer@cwcom.net or kites@whkf.org

Regards

Dave Robinson

W.H.K.F on TV again!!

Yes once again the club is on TV this time in a full kite programme.

On a nice sunny Wednesday out at Neil's a few of us from the club who could get time off work mid week put on a good display of club and our own kites. From the big flare Neil made, deltas, parfoils, roks, spinnsock and of course the legs. We all so did some teddy dropping and lifted their camera to a nice height but one thing I have never done which was requested was to drop a camera on a big chute! So I agreed with a warning of taking no blame if the camera came off worse for wear. We strapped on a 2.5 meter chute and clip it on the dropper and with the Director looking a bit stressed we were ready.

A few moments later his nice hi8 video camera was on its way to 150ft and then of it went with two of the film crew and few of the club under it waiting to catch it if all went wrong?

But no it floated down lovely right to the hands of a waiting camera man to a look of relief from the director. He replayed it for me to see what it looked like it looked great I just hope it gets in to the show some where.

The show is all about our hobby and what we get up to so keep a look out. If you can get discovery channel it should be on in about two weeks time from the date of the Cowpat and is called hooked on hobbies so look out for it and to all those who do not get well I am sure some nice people will video it for the rest of us to see.

Pete Willis

Just a note for the Cowpat

Hi there

I would like to thank Dave for organising the kite workshop in Swindon in February I had a great time and managed to make and finish 2 kites in 2 days, The last time I came to one of Dave's workshops he had also arranged a meal out for everyone on Saturday evening and I said it was great value, a kite workshop and a meal all for £40-00, this had him worried because he thought I was serious.

However at this workshop he arranged a sight seeing trip for me (what a great guy) I arrived at my B&B on Friday night, this was the Fir Tree Lodge opposite the Rat Trap pub, now from Northampton to the B&B was about 77 miles and I went straight there with no wrong turns at all.

On Saturday morning I asked the new owner of the B&B what is the best way to Cricklade road and she said it was easy, just turn left out of the gate and go to the motorway and it is along there on the left, so I left at about 8:45 and turned left, I followed the signs to the motorway I think it was the M4 and turned left after several miles I realised I was going the wrong way and turned around and headed back to Swindon, when I got back off the M4 I asked at a shop for Cricklade road, and the man directed me through the centre of Swindon near the railway station and straight on, so I ended up in Cricklade but this was not the right place either and I had to ask again and was directed back into Swindon centre (by the way you have some lovely country side over there) and eventually found the place after asking several more people

I arrived at about 9:50 and I had driven 37 miles. However I know at least 2 people who travelled further than me, I believe their names are Ron and Marla and they did slightly more miles than me, but at lunch time I was presented with a map of Swindon courtesy of Marla (thank you again) and with Dave's help and a pencil I was shown a quicker way back to my B&B, actually a lot quicker it took less than 10 minutes, however I did miss the country side.

The following day I arrived first and had to wait for the other people (maybe they got lost)

Once again thanks Dave for this surprise tour how will you top this next year.

Paul Barrett

Ron Gunter 1922—2001

Ron started late into kiting around 1978. This was because he bought his nephew a kite for his birthday and took him up to Minchinhampton Common. It was there he met other kite flyers and caught the kiting bug. This was to stay with him for the rest of his life.

I first met Ron and his wife Bet at a kite festival on Malvern Common about 1981. This was after seeing his picture and Para foil kite flying off The Beacon, Malvern in Malvern kites catalogue. It said in there that Ron was a well-known kite flyer from Purton, Swindon. The kite Festival was in the September and was the very first one I attended. I pulled on to the Common next to a Reliant Robin and low and behold out popped Ron in his usual manner and introduced himself. That was the start of a twenty-year friendship. As time past two things never changed, one Ron's enthusiasm for kiting, and two the Reliant Robin that took him and Bet around the Country to kite festivals and doing kite workshops. The car only went when Ron was no longer able to drive, exchanged for an electric buggy.

Ron was already giving talks and doing workshops when I met him.

Typical of Ron always helping others, trouble was he roped me in to help him and now look what happened. After a couple of years we thought it might be a good time to start a kite club up. Between us we started to sound people out seen on Minchinhampton Common and at festivals. At around the same time Swindon Council Arts Dept, asked Ron about forming a kite group based at the Jolliffe Centre, Swindon. Ron and I thought it silly to try and set up another club on the Common and as the Council would help in getting the group going and providing rooms for kite workshops we set about the task in hand. Workshops were organised and a flying site was found. Barbury Castle was suggested and we started flying there.

Moving on a year or so the ever-increasing group of flyers meeting at Barbury formed up a constituted club The White Horse Kite Flyers. Ron was elected its first President, a post that he held until his death. The club has gone from strength to strength under his Presidency to running festivals, workshops, giving kite talks and one of Ron's passions Teddy bear parachuting from kites around the country.

While Ron will be missed with that empty space in the sky. He will also be missed by many other groups and many more people. He always had time to talk to anybody about anything. As a railway man he had a passion for steam with The Cricklade and Blunsdon steam Preservation Society, in his younger days with the Scouts and his help in Purton events. He was also very good with his hands, making metal things, glass engraving, painting, and gardening plus a host of other pastimes. When

he wanted to relax he would sit at his electric organ and play away. He had learned to play the piano as a boy from his mother and was no mean player.

Ron will be sorely missed and our thoughts go out to Bet and family.

Neil

It was his fault

Many of you may not have been privileged to know Ron Gunter and others knew him much better than I did and I am sure they will have written about his kiting and his relationship with the club, but he will for ever hold a special place in my memory as the person who started me parachuting teddy bears.

Many years ago when I had only just met WHKF, not even really formed then, I was flying at Barbury Castle when 3 bears floated past me under multi-colour 'chutes chased by laughing hordes of children. I was hooked from that moment on and went to find the source of this fun. I pestered Ron for hours finding out how it was done and just look where it got me.

He was never happier than when he was surrounded by a group of children wanting to chase the bears again and as I have found there is very little more rewarding than seeing other people enjoying our own idiotic pastime.

Several years ago Ron accepted that he was getting too old to go chasing around the place after errant fauna and asked me as his protégé to look after his three bears. I don't know how he felt but it left me moist eyed and I promised him that I would take care of them until I reached a similar point in my life when I would pass them on to some one who could take on the roll for the next generation. Fortunately I have not yet reached that point yet and in the mean time I hope I have done a little to further the hobby and I intend to go on doing so as long as I can.

Every time Bouncer, Bruiser and Basher do their stuff Ron's spirit will be there with them raising the spirits of those who watch in disbelief. Let us hope that the DZs he is using now are a little cleaner than those at Barbury and that Roman Candles do not happen there.

Arthur

Thank you

My sincere thanks to the members of the W.I.L.K.F. who kindly sent me cards and messages of sympathy in my recent sad loss. Also for donations sent in Ron's memory to the Wiltshire Air Ambulance and the Princess Margaret's Hospital (Uffington Ward).

Special thanks to Neil for keeping in touch with us during the three years we were not able to join with you. I shall always remember the "Happy times" spent at the various kite festivals, Lydiard Park, Wroughton and of course Barbury Castle.

My best wishes to you all for another successful year.

Yours sincerely

Betty Gunter.

PROJECT PROGRESS

As I said at the AGM I am still looking at club projects. Phil Scarfe has located details on the Internet of the Delta Conynce as made and flown in trains by Peter Batchelor of the AKA. I have made the first of these and would have test flown it by now except for the bans imposed by foot and mouth disease.

With the added spare time the next two are cut out and well on their way to completion. With any luck when we can get back to a bit of flying I should be able to see how three handle. If all goes well I would like to do an autumn workshop to get some of these built so that we have something new for next year.

The kite is very easy to make and what I should like to try is to give people the option to come along and make a kite for themselves, paying for materials or help to make some for the club. See me at an event and let me know what you think. Even if you are not good with a sewing machine we would be glad of people for marking out, hot cutting, bridling etc.

It would be a good kite to make as your first one as all seems are straight and there are no complicated bits. Also there should be a vast wealth of experience to help you with any queries. It pulls very well for a small kite and flies in a good wind range. I intend to see how three work for lifting bears, so all in all a versatile beast.

I will put more details in the next issue with prices etc. and recommended line so in the mean time think about it and get in touch.

Arthur

My Fort Warden Experience

We arrived at Fort Warden on the Thursday and I expected a nice quiet settle in night getting unpacked and looking around but I was wrong. The second we got there we were putting out tables for raffle prizes to be put on and writing tags to go with the 200 odd prizes Marla was given (And that was in one night alone.) By the end of the weekend we had labelled and handed out over 700 prizes. So much dedication went in that when Ron did the workshop he wanted to do he left early so that he could go help set out the prizes. I did two workshops, one of them was the same one as the one Ron did called self-portrait and taught by Robert Trapanier. Barry Poulter and Kim Dury also did this workshop. We worked in pairs and drew around each other giving a basic shape then after cutting it out and making it balanced we bridled it. Barry and Kim did each other's and Kim ended up looking like a great silhouette of one of Charlie's Angels. It was great and everyone came out with a good result. Another good thing was that the kite was made of Tyvek we didn't have any sewing to do. Another kite class that had little sewing was Roy Broadley's. It was a lot more complicated than the self-portrait I did and was recommended for experienced kite makers. A very clever technique was used where a totem pole kite was made mainly using tickatape and it left a very good result. Some people may now say though that he should have taught a lesson on shopping as if you think Marla's a big shopper then Roy would amaze you. By the end of the trip he had been nicknamed "Roy, Roy the Shopping Boy". Not all the lessons were on kite making as the other one I did was taught by Diane Butler and was a lesson on Silk Painting. We were given a large piece of silk in the shape of a scarf and were aloud to paint any design we wanted to on it with special paints. I did a Celtic design. Kim Dury also did this lesson and did a completely different design using the shapes of leaves. Again everyone who did it came out with a good result. I enjoyed everything about the workshop from the raffle to the actual lessons and met many people and at the end of the weekend although I was fairly tired and worn out I knew I had had the chance of a lifetime and I'd enjoyed it. And it's all thanks to Dave, Janet, Marla and Ron that I experienced it. Anyone who hasn't been to Fort Warden doesn't know what they're missing and should try and make it one year. I hope maybe I'll be able to go again in the next few years and then I won't be a "newbee". There's only one problem with Fort warden (the time pass's too quickly).

Jemma Willis

9309179 TEDDY CHAIR

A few years ago I found some Teddy Bear Deck Chairs in a shop on the way from Portland to Weymouth. I bought the 5 they had in stock and promised to come back for more next time I passed. I have been back many times but with no success. The chairs have caused a lot of comment and numerous people have asked me to get them some. Not liking to be beaten or let any one down there seemed to be only one solution left to me; so here you have the non-electric Arthur Deck Chair.

The design has been taken from many sources which have been combined and modified to produce an easy to construct version from readily available materials. All the wood can be obtained from any of the main DIY. Stores or if you are like me and have spent so much money on replacement 6mm spars that certain traders can now afford to retire, you will be glad of this way to use up the broken short lengths.

Cutting list

- A) 2 off strip wood 12mm x 4.7mm x 300mm
- B) 2 off strip wood 12mm x 4.7mm x 220mm
- C) 2 off strip wood 12mm x 4.7mm x 140mm
- D) 2 off dowel 6mm x 150mm
- E) 2 off dowel 6mm x 160mm
- F) 1 off dowel 6mm x 170mm
- G) 4 off dowel 6mm x 10mm
- H) 1 piece suitably striped cotton material 300m x 150mm

This is what you do

Sew a 5mm hem all round the cotton material. Fold over 10mm along each of the short edges and sew down thus forming a tube at each end.

Tape together each of the pairs of strips and sand the ends round. Using a 6mm bit drill the holes centrally as shown in the drawings. The strips should still be taped together at this point as any small inaccuracies will not matter if both halves are the same. Make a small mark on the bottom of each piece so that they can be matched later.

Cut the notches as shown in pieces B)

Glue the 4 pieces G) into 2 pieces A)

Glue the 2 dowels E) into each end of 1 piece A)

Thread the upper of these through one of the tubes in H)

Glue the remaining A) onto the 2 dowel ends E)

Glue 2 dowels D) into 1 piece B)

Thread the dowel furthest from the notches through the second tube formed in H)

Glue the remaining piece B) onto the 2 dowel ends D)

Glue the two pieces C) onto the ends of dowel F)

Make sure that every thing is square and flat and leave over night until the glue is dry. (This comment comes from experience of trying to get things to pivot with excess glue getting everywhere. It is the only a matter of assembling the parts to make the chair and if you have ever watched the performances on any British beach you will know exactly how this is done. The materials used do leave enough flexibility to bend the sides over the hinge pins.

All sounds dead easy but if you can get it right first time you are a better man than me. (or the 2nd or 3rd time)


Arthur

A good weekend


Well what can I say if you were not at Headlands for the workshop you missed a great weekend .It all started on Saturday morning we all meet in the class room and set up for the weekend a head! Then it was down to the task a head, first a welcome to all and then Wolfgang explained what was going to happen. Then Constanz handed out some tile shapes to make your own designs up first. When every body was happy Wolfgang had a look at your design and if it would fly then of you went to get your pre cut ripstop and started to sew. By the end of the day most people had nearly made their sails and so it was of to the pub for a good feed and some liquid refreshment!! . Well it all did not go to plan but we all had a great time anyway and so to Sunday this was just a relax as the day before and by dinner time all the kites were in the air and most people were making a second one! Well all I can say is a great big thanks to all who did the hard work of organising it was a great weekend and to all of you who did not take part you just missed a great time and if tracy can make one for her first time of making a kite and it fly as well as some who have been making kites for years then it just shows you how good these workshops are..

Pete Willis

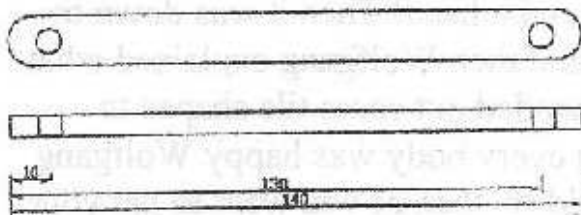
Teddy Chair Plan



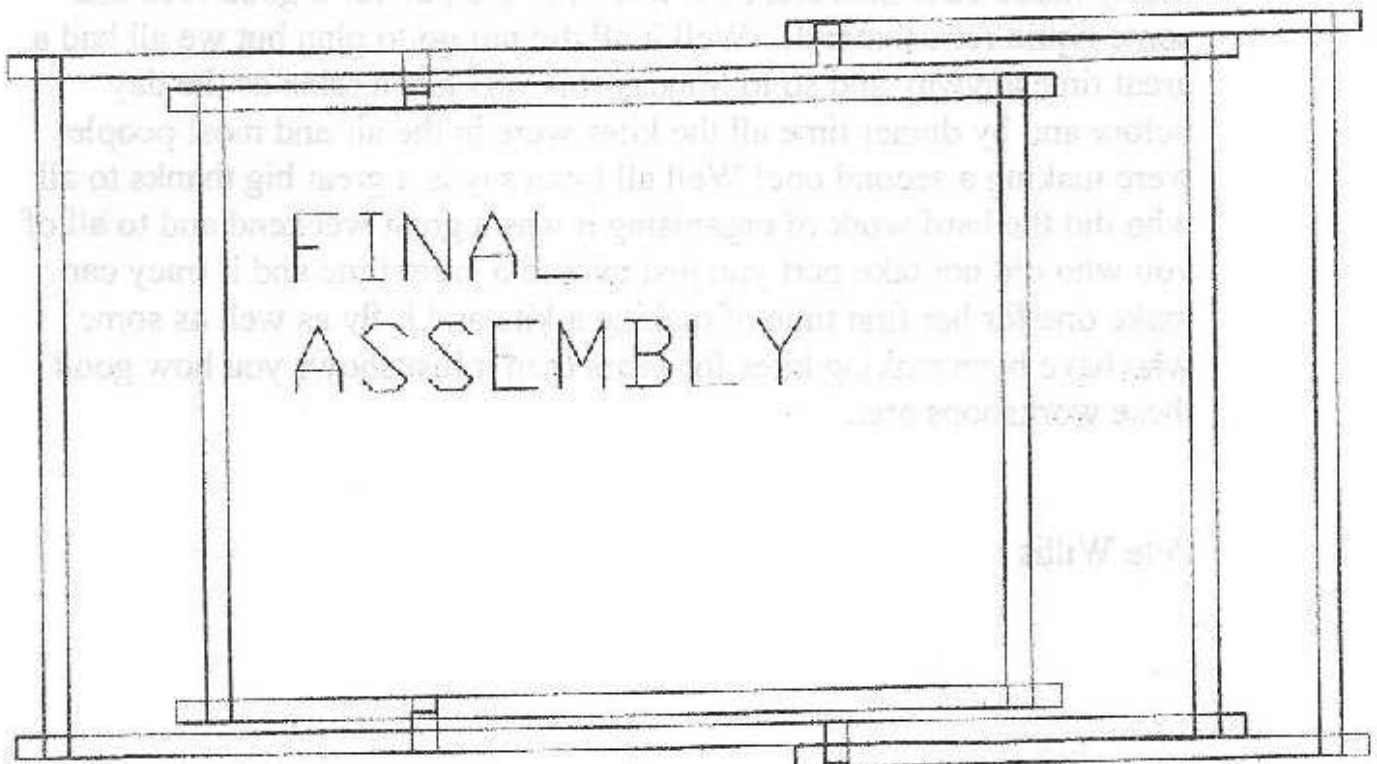
A



B



C



FINAL
ASSEMBLY

You know you are a kite nut if.....

- > You tell your kids that "Evolution" is a new "Rev."
- > Your "sewing machine" gets more "hands on attention" than your spouse.
- > Your "wedding plans" include a "mass ascension."
- > Your last purchase was 60 dollars worth of (string?)
- > Your wife begs for attention, and you reply, "is there enough wind?"
- > While flying one day, you impress, even yourself!
- > You can't put down that, ".99 cent My-Little-Pony-delta" that you got for
 - > the
 - > kids!
- > You actually laughed when the M.C. said, "If I see another Axle, I think
 - > I'll
 - > puke!"
- > Your kite breaks a line and flies off, and hours later you actually find it.
- > You get to the field, the wind suddenly dies, and you still stay and fly.
- > You've ever held up a sign on the street corner that says "will work for kites."
- > The first thing you do at the flying field, is put up a "windsock" that you
 - > made out of your wife's "dry cleaning bags."
- > You actually use "Aoxomoxoma?" three times in one sentence.
- > You can actually spell "Aoxomoxmoa" correctly.
- > You actually give your kites silly nicknames.

- > You somehow let a 3 year old, "cut-you-out'a-the-sky" with that "99 cent-My-Little-Pony" delta, you got them.
- > You find yourself drying your cloths from a "parafoil"
- > In and emergency, you find yourself using "Icrex" for toilet paper.
- > You can lick your finger, hold it up and say, "hummm....8 to 10"
- > You travel more than 100 miles, just to fly.
- > When company visits, you whip out the kite videos and photo albums, and they
- > suddenly leave, but YOU still watch them anyway.
- > Your old wore-out kites, hang from the wall of your living room.
- > Instead of "Sinefild" you watch, "Flight School IV."
- > Jimmy Mac, goes out and buys a new "Maestrale" so you go out and get
- > yourself a
- > "Tramontana."
- > You trip and fall down, on your "own" lines.
- > You buy "ripstop" instead of your kids school clothes.
- > You can fly a kite with one hand, and drink beer with the other.
- > You break your kite while flying, and can repair it in less than 5 min.
- > Your girlfriend Axles better than you do, and it upsets you.
- > Your car breaks down, so you "buggy" to work.
- > When handing your kite to someone to try, you give them the opposite
- > handles,
- > and then "laugh" at their frustration
- > Patrick Franks
- > 4 Seasons Kite Club

An old letter just found in the files

Cherry Farm
Washington
Virginia
August 5, 1752

Dear Benjamin Franklin,

I am returning the remains of your kite which was found in my oak Tree after your unfortunate accident last Saturday. If I may say so, I do not think it is a very safe thing to do to fly a kite in a thunderstorm. However, I hope you have recovered from the effects of the explosion by now and that your hair will grow again. I also enclose some ointment Mrs Franklin may find soothing for her burns. If you need any timber for rebuilding, you have only to ask

Yours sincerely,

Abe wetherhead

p.s There is no need to pay for the hogs. We were going to kill them anyway, although not in such a spectacular fashion.

Puzzle time

f i j k o r l d n o m a i d q
y z e d t a i l s v e q c j m
m h h g d e a q s e n i l c r
n e k s s p a r a f o i l k o
o s l e d n a h m p r v c v f
g a e b r i d l e p u o f p w
a g z l d y d o c o s l y a o
x d v n o s d o w n e w l t l
e f i u y p w y i h t o s e f
h w g d b p d p t n u t s a y
n a d d a z s a e h h n h t q
r e a t s x o b t w c f c l e
t w z m l i o f i x e l f e t
r o l l e r b a r b u r y d i
q u a d x v b u s r a p s g k

Here are the clues...

kite
stunt
teddys
legs
cody
diamond
tails
bridle
cowpat
delta
parafoil
chute
flexifoil
roller
quad
flowform
spars
barbury

tadpoles
spinosock
rok
boxs
hexagon
lines
pulley
handels
wind

And finally

This hasn't been an easy edition to edit. There has been a lot going on since I wrote my last comment. The sad loss of our President who I know will be sadly missed. And the foot and mouth epidemic has taken it's toll on Barbury our thoughts go to Lynn and Brian. Keep a look out on the web page or you can e-mail me and I will try to keep you up to date on diary dates. The deadline for the next edition is the 29th of June. See you all on the flying field Tracy.

Kite Flying Safety Tips

The NEVERS of Kite Flying

- Fly a kite in wet or stormy weather. try to keep your kite line dry.
 - Fly a kite near power lines, transmission towers or aeriels.
 - Fly a kite with wire or anything metallic in the line.
 - Fly a strong pulling kite without wearing GLOVES.
 - Leave odd bits of flying line etc on the flying site.
 - Fly a kite at over 200 feet*.
- *Kite festivals may have C.A.A. clearance to fly higher.....ASK!

The Things to AVOID

- Motorways, roads, car parks railway lines or buildings.
- Airfields and low flying air traffic patterns.
- Members of the public....stunt flyers please take care!
- Those kite eating trees.
- Animals, they can be frightened by kites.

Remember...your kites can get really quite lonely up high in the sky, just occasionally, look up and give them a little SMILE.

... AND PLEASE, MIND THOSE POWER LINES!

Where the WHKF go to fly their kites

WHITE HORSE KITE FLYERS fly at Barbury Castle Country Park, Wroughton, Swindon, Wilts on the SECOND Sunday of each month
Will YOU be there?

Local WHKF contacts are:

Neil Harvey on: (01285) 740295
Arthur Dibble on: (01635) 865976
Dave Robinson on: (01793) 824208
and

Lynn & Brian Simpson on: (01793) 845346

COWPAT HILL

Journal of the White Horse Kite Flyers

Editor Tracy Willis

WHKF School Bungalow Alton Close Penhill Swindon Wilts SN2 5HF

Tel 01793 706516

e-mail cowpat.ed@whkf.org.uk

Club Subscription: £8.00 (One year UK)

(including postage and kite flying insurance)

Whilst every care is taken when compiling this journal the WHKF cannot accept responsibility for any errors or omissions which may occur.

The views in this magazine are not necessarily the views of the Editor or WHKF.