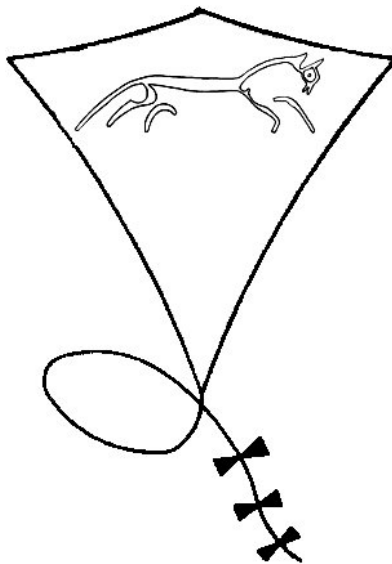


# ***COWPAT HILL***

**Journal of the White Horse Kite Fliers**

**Autumn 2014 October -December**



Here it is!

All contributions very welcome, email them across at [andrewrumming@me.com](mailto:andrewrumming@me.com).

Andy

[www.whkf.org.uk](http://www.whkf.org.uk) [info@whkf.org.uk](mailto:info@whkf.org.uk)

# Diary Dates

## October

- 12th Barbury - Castle One Sky One World


## November

- 9th Barbury Castle
- 16th Indoor Fly (Contact Karl Longbottom)
- Sunday 23rd Club AGM HOLIDAY INN EXPRESS  
(Swindon West SN58UD) M4 J16 starting at 12:30
- AGM BKFA

## December

- 14th Barbury Castle
- 27th Barbury Castle Christmas Pudding Fly

**Deadline for next issue of Cowpat Hill  
30th December 2014**



## The only wind in Lechlade.....

The last weekend in September and the weather was balmy. Every one enjoyed sitting around and chatting in beautiful surroundings and generally having a good time. The down side was that the one thing kite flyers must have was missing: - *THE WIND!*

Everything had gone to plan, the site was unlocked, the cattle were fenced off, the toilets arrived on time and if the presidents watch hadn't been running fast I would have been on time with the trailer. Tents were set up and "Smithy" arrived to sort out the power and BBQ. By Friday evening all was ready, even the beer was settled, Kevin had the food sorted and we were all systems GO.

In the short time we have been running this event we have had floods and howling gales so for a change this year was windless. At times I managed to get an ultra light roller up to about 400ft with Keith's butterfly about twice that height and a red delta who's lines must have stretched, way above that and a few others in between. But that was it.

The Friday evening meal, the Saturday night social and auction set the tone for the weekend; laid back and take it easy with good food in plenty supplied by Kevin. Some people decided the grass was greener else where on Sunday but all in all it was a great weekend.

Our thanks to all who came and helped us enjoy it so that we are prepared to do it all again next year. Roy who owns the site says "Even if they get the planning permission it is unlikely that work will have started by next year and he will be happy to see us back" Any problems and we have the option of the field the other side of the road. We will keep you posted via this magazine, our web pages and Facebook.

Arthur

## ROBINSON'S RAMBLE

Just recovering from another fantastic Dieppe Festival, Marla was running the AKA tent again, so with Janet & I being members and the Club being an affiliated member; we put in a shift on duty on most of the days we were there. The most pleasing part was that Cliff Quinn brought over lots of his Eddy workshop kites; these are made from white polythene that the Children can draw on with "Sharpie's". The Children loved making and flying them, perhaps the club should add a kite like this to our workshop kites. Cliff makes hundreds of these kites throughout the year, mainly for kids with severe illnesses; in the USA there are a few organisations, one called "The Hole in The Wall Gang" & "Camp Korey", & St. Jude's Children's Hospital. Cliff does a truly great job in putting lots of smiles on hundreds of Children's faces, and he is a WHKF Member!

Janet & I have been visiting Dieppe since 1988 and we have never, not enjoyed our time there. This year Dieppe had the best weather we had ever experienced, wall too wall sunshine the whole week. It goes without saying that the kite

displays were stunning. If you have never been, I can recommend this festival and can honestly say you would not be disappointed.

I am writing this before our Fun Fly so cannot report on it, here's hoping it was be blessed with some good weather.

Before we know it the AGM will be here, as per normal I must put out a request for raffle prizes, (and deep pockets) the raffle pays for the hire of the room and the buffet. There will be lots to discuss with the Club insurance being one of the main discussion points.

Winter draws on! So I guess a lot of you will be at your sewing machines through the winter, if you haven't had a go at building a kite before, the book I would recommend for beginners, is, "Kites for Everyone" by Margaret Greger. Margaret wrote this book for teachers to be able to teach Children to make kites. Everything I have made from it, Flies! It's available at Amazon.

Regards  
David Robinson

## **Dieppe Cerf-Volant 2014**

Working on this for several months, organizing all of the details, it finally all came together for the AKA group traveling to the festival.

With 16 members for the USA and 5 other members from region 13. Including John Lutter our AKA president and of course our wonderful region 13 director Linda Sanders. These are all members who help in the AKA marquee. Yes, we were also represented by members of the White Horse Kite Flyers.

It starts with me traveling to the UK and of course staying with the Robinson's for a few days and then on Friday being picked up at 6AM by Karl Longbottom for the ferry trip to Dieppe and upon arrival, let the fun (and work) begin.

Setting up the marquee and making sure everyone gets their name tags and whatever else they need. Greeting friends from around the world. Making sure that we do what is expected of us to help Sandrine and her group, for they work on this as their full time job.

Mainly I see the festival from the inside the marquee looking out. With out the help of Bernard, Marie and Loik being our interpreters I would be in serious trouble.

Watching the kites, decorating the sky and seeing new creations always amazes me. My favorite is the children coming from school and asking questions about our organization and our countries that we all come from. Also, making kids kites, thanks to Cliff Quinn for donating over 200 kite kits, we did do several mass kite making events. John, Janet and David, Kevin, Hillary, Trevor, Dick, Sis and everyone we could grab. Somehow it always comes together. The smiles begin to appear as they draw on their soon to be completed kite. What a special gift, not just for them but for all of us.

How does one explain all that is going on for this 10 day event?? The art, the sound garden, the stage events, the night fly (which was spectacular) the town, the food and all the people. Put this festival on your bucket list, it is already on mine for 2016. It is an amazing experience, all because of kites.

A huge "Thank You" to all you that helped make the AKA marquee work. One more thing I must say, "thank you to my English family, the Robinson's, for putting up with me for a month". It's always great to see my friends in the UK? Did I ever tell any of you how much I love England?

**Marla Miller AKA 1st VP**

Purple Lady Workshop 2015  
3-4 October

OK folks here we go:- If we want Linda to come back for this workshop we have to have a minimum of 15 people (maximum 25), £30 deposit paid by the end of February. The price will be £60 for the workshop plus the cost of the kit, the price of which you can see below. As usual at our workshops lunch will be provided both days and a group booking will be arranged for a meal Saturday night for anyone wanting to attend. This is normally at a Chinese restaurant in Swindon and costs around £20 per head plus drinks. If you have a second person accompanying you the cost to cover lunches will be £10.

On offer this time is a banner the same size as last time but with the aquarium design.  
Kit cost £50.



or a SkyFeather with your name or company of up to 10 letters plus a graphic yet to be decided.  
Kit cost again £50.



Any special design requirements must be discussed directly with Linda but can only be supplied as part of the workshop as she does not supply kits directly. If you are doing the aquarium design you can purchase all 3 designs so that you can complete the set at home.

Please note the kit price does not include a pole or ground stake and the cost of the template print is included in the workshop price for one standard design only, so if you are making all 3 of the aquarium you will need to arrange with some one else to exchange prints or we could supply at an extra cost. Those with non-standard designs would need to provide their own print or again we could probably arrange at an extra cost.

Please let us know as soon as possible if you intend to do this workshop. Payment can be made by direct transfer to WHKF at RBS, sort code16-33-11, account 12573018 or by cheque to WHKF sent to The Treasurer. Please contact us for this address as the PO box number has been discontinued.

## July Barbury, what a mess!

As you might expect for the Fairford Air show weekend the day started with low cloud and a bit of dampness in the air plus the odd sharp rain shower to keep us guessing. It was not this that I am writing about, as it is the conditions we kite flyers thrive on, but the state of the site in general.

The sloping field where we do most of our flying was waist high in thistles and nettles. At the time of writing this I haven't seen the cartoon but I can well imagine a Nog self-portrait as he falls over backwards and disappears in the undergrowth. Then there are the toilets, no running water so you can't wash your hands. Great for hygiene, I wonder what the council Health and Safety department would say about that? They wouldn't have let us get away with it at the Kite Festival!

But worse than these was the mess created by "human beings". Some one had had a BBQ with large quantities of alcohol. There was a burnt patch on the grass, cans, bottles and food containers everywhere and some kind person had not cleared up after their dog. I picked up 8 bags of rubbish and carried it the huge 20yds to the bins and was helped by another member of the public with some more bags. This improved the area where we park but there was still more the far side of the fence and I did not have the correct PPE to pick up all the broken glass. This could have caused damage to tyres or hurt children playing there.

I thought the council had wardens who looked after this site. Surely they cost less than compensation for injury or damage.

OK so I have had my rant and if you see rubbish lying about, please pick it up and put it in the bins. They are just at the back of the car park close to the toilets. Pay particular attention to kite parts such as skins, tails and lines as these have been known to cause injury to livestock on the site and we do not want to get kite flyers a bad reputation.

The afternoon weather improved and we had a great display in a bright blue sky. You can see pictures of this and the thistles courtesy of Dave Robinson on the web site at:- <http://www.whkf.org.uk/pics14/barburyjuly/index.htm>

If you have a contact in the council or local press please feel free to pass on this article and you are welcome to use my name.

Arthur



## **A tale from the Portsmouth Kite Festival this year - Chris Mabon**

Standing in a short queue for the sole 'cubicle of convenience' in the camping area, one of the Mainland European invited kite flyers arrived to use the facility. Having looked at those in the queue, he clearly deemed it appropriate to advise one and all that said facility, whilst not identified as such, was actually for the kite flyers and campers only.

The response from a smartly dressed, silvery-haired gentleman directly ahead of me in the queue (who I had already recognised) was a most polite "but I am a kite flyer, my name is Peter Powell". A silence ensued ....

---

## **Minchinhampton**

For several years young Alfie Jobins has been arranging a Fly-in on Rodborough Common that has been great fun but suffered from a lack of facilities. This year The National Trust who are responsible for the common were concerned about traffic due to the increasing popularity of the event and asked to move it just up the road to Minchinhampton where there is more space. They also decided to run their own event there the following weekend and another later in the year. As a kite flyer and NT member I was aware of both dates and thought it was a shame to have all the effort put in to two events at the same location only a week apart.

Both sides agreed and the first event was combined and with the NT providing a couple of porta-loos. This was a great success and a second one planned for 18<sup>th</sup> May. This was even better with a burger van that did the best bacon buttie I have ever had and an ice-cream van with ice creams to die for. Real ones, not this soft stuff!

This site is superb with loads of space and parking available on the road that separates the two flying areas and you can get to the other side of the larger area by road but have to watch out for low flying golf balls for the first few hours.

The NT now want to make this a regular annual event on the 3<sup>rd</sup> Sunday in May when WHKF will be putting on a children's workshop. Please put this in your diaries and come along and support us. Reminders will be put on the forum and the magazine. The nearest post code (GL6 9AQ) is for the Old Lodge pub which is on the far side of the field, but once there you can see the main area of activities. More details can be found on the forum.

They arranged another one for 31<sup>st</sup> August but sadly changed it to 24<sup>th</sup> that clashed with Portsmouth so I shall not be able to include that in this report.

Arthur

## **Skychat**

Here we are at the end of another flying season, getting ready for The **AGM** next month with all those ideas that you thought of during those hours stood or sat down on the flying fields. Now is the time to remember them to bring up at the meeting so that the Club can move forward for another year. It is also time to think up those new ideas to put into your winter projects so that they can amaze us all next year. It is the time to thank the committee for all their hard work during the past year. I know that everybody's circumstances are changing all the time and many cannot devote the same amount of time as we would like to our hobbies and we are all getting older and are not able to do all we would like to do. So this is the time when the Club could do with some new blood and new ideas, a small amount of time and effort can go a long way and make a huge difference. Can anyone of you help us to achieve our goal!

The kite flying events that I have attended this year I have enjoyed although I miss being able to fly the Clubs large kites as in years past, oh

for a young strong body again. This year's West Oxford Show (Ducklington) we had both mornings in the main arena with salesman Dave getting lost for words to say about the Club and kites that we were trying to fly in poor wind conditions. We did get a pretty good range of kite up, but it was hard work and many thanks to all those who toiled to do so. The Club's Fun Fly was held in lovely warm sunny conditions but little or no wind, still plenty of time for chin-wagging and feeding on Kevin and Helen's wares. No good for waistlines and too hot to run them off on the field, again thanks to all that helped make it a grand weekend. This last Sunday was One Sky One World and we should have done a workshop for less fortunate children with Swindon Rotary Club but it was cancelled due to lack of takers. Still it could not in any way shape or form have been as wet as last year event.

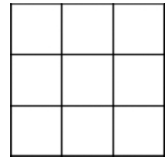
Just time to remind you to come to the **AGM** and bringing along your ideas and raffle prizes, please.

**Neil.**

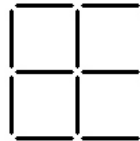
# Puzzle Corner (32)



1. I baked some cakes to take to Granny. On the way to her house, I had to cross seven bridges and under each one there was a troll who demanded a toll to cross his bridge. Each troll took half the cakes I had and then gave me one back. How many cakes did I have to bake with so that I could give Granny exactly two cakes ?
2. A barrel with no lid had some beer in it. Dave said that the barrel was more than half full and Pete said it was less than half full. They resolved the matter without using any measuring equipment or adding taking any beer out of the barrel. How ?
3. In the diagram there are nine squares. You have six counters and have to place them in squares (only one per square) such that there are no more than two counters in any line or diagonal. How ?



4. Take away two matches to leave just two squares.



*I have the most accurate clock in the universe; on its face, it says "NOW"*

**Answers to** [john@johnbrowning.net](mailto:john@johnbrowning.net).

## Night flying 2

Since my article in the previous issue I have had a chance to try out some of the electro-luminescent wire so can add a little more information. I purchased three lengths of different colours. These were 5m long and each comes with its own controller for just over £5 each.

I started thinking up designs and this is when the problems started. This stuff is not easy to joint as the 3 very fine cores have to be joined and the inner insulated from the outer. Kits are available and plenty of instructions on the internet but you still have to have good eye-sight and be useful with a small soldering iron.

Each wire is fitted with a plug that goes to its individual supply and although you can run several wires off a single supply they become dimmer the more you add. The way round this and to keep the weight down is to get a splitter and high power supply suitable for running from a LiPo battery. The splitters can be obtained in anything from 2 to 8 ways.

To fix the wire to kites or clothing the manufacturers recommend "Hot Glue" and advise you to be careful where the plug is attached, as this is the most delicate point and will not withstand a lot of flexing.

You can see examples of this and other flying lights on the FB group "Night Flying". If you want details of where I get the bits just drop me a mail, PM or text.

### Was September the best ever Barbury Fly In?

With a lot of people away in Dieppe the cry goes out on Facebook, "Is any one going to Barbury?" The answer seemed to be "Yes" from several of us so we went ahead.

Sunday dawned dry, anticyclonic grey overcast and flat calm. As I drove over I wished I had put in the Sky-Surfer or the RC hanglider but I thought "Barbury usually manages a bit of breeze." And true to form it didn't let us down, arriving at about 09:30 I got out of the car and could feel air movement, about 8mph north easterly. A lifter went up easily so I got out my new duck and put that on the line and just had time to get my coffee before others started arriving.

Dave Cross had his new serpent made from off-cuts left over from the legs workshop, then Martin Croxton turns up. Once he feels the wind and has all the space there was no stopping him, he just had to fill up the sky with the purple Hagaman set, the fish, one of the big spin socks and a pair of serious Sirius. Then we added my new spiky bol, Don's Spirit and various other bits. Finally to complete the show Mark Powell turns up and flies his stack of three and gives advice to others who have recently bought some of the new range.

It was certainly one of the best displays I have seen there especially when the cloud broke and we had a blue sky to set it against. Members of the public seemed to enjoy the show and one lady even said, "You should charge people for a display like that" Why should we? We are doing it because we enjoy our hobby and if other people get enjoyment from it, so much the better. Why not come and join us? There was more space and it was cheaper than Dieppe.

Arthur

## Sumners Pond Kite and Model Event

This event has been running for a couple of years and as I am in to radio modelling as well as kites it has always sounded interesting. This year the organisers were trying to get some more kite flyers to attend so put out a blanket invitation to kite clubs they found on the internet. I received the invitation on behalf of The Club and posted it to our forum. We have to let them know numbers in advance. Don Baggett, Martin Croxton and I turned up at the event and a number of other members via other club registrations. The main event is on the lower fields nearest the entrance. Here there was a wonderful display from the boat clubs with a vast range of vessels being sailed on the pond. Then there were marquees for the model railways and a huge track for model cars.

At the top of the hill, reached by a gravel track, there is a field for model aircraft and another dedicated to kites. Camping is round the edge of this field. Facilities are water and 2 porta-loos only, so much the same as JUs and FFs.

The weather was great and when a cloud covered the sun there would be a bit of thermal wind and kite flyers would rush out with light wind kites just in time for the wind to disappear so it was good to have the other activities to go and watch. It was the longest day of the year so not much chance for night flying but a few hardy types did give it a try. Most lights were used to decorate tents and vans etc. Roy's laser display in his twisted box was very good.

Showers are available if you are prepared to walk down the hill to the main site. There is also a café open until quite late and a few hundred yards up the road a pub where we had a good evening meal and some interesting cider.

Camping this year was free to registered guests but next year there will be a small charge. We have already been promised that we will be invited and the organisers are keen to get more public involvement so we may run a workshop or parachuting teddies (wind permitting). Please watch the forum and magazine for details.

Arthur

## Lutz & Lotte Treczoks Kite Workshop

Cliddesden Village Hall, March 7<sup>th</sup> and 8<sup>th</sup> 2015

*This is not a beginners class!*

Attention all interested parties-Roy of Kites Up will be organising a workshop at the Cliddesden Village Hall, on the above dates, on behalf of Lutz and Lotte Treczoks. It will be over two days-stopping for lunch (for a small donation) at the Hall,

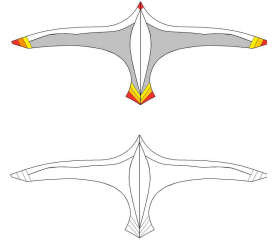
**There are only 4 places left!!**. A deposit is required in advance to ensure we cover costs. There will be a kit to work from, you just need to bring a sewing machine (plus the usual bits and pieces-scissors, pencil, stitch ripper, etc, as per usual). Colours can be chosen through Lotte and Lutz, and I will supply the contact details when a place is booked.

We're not far from the Kites Up chapel, so anything forgotten could be within reach!

Given time (and weather!) we hope to fly them later in the day on the Sunday, so please bring flying line, or add £10 to the cost for it to be supplied (**please let me know if this is the case**)

The cost for the workshop is £110.00 per head, of which £60.00 will be required as a deposit.

(This kite has a 4m wingspan, and the bag for it is being supplied)



.....

### **Booking form**

Bird Kite workshop, March 7<sup>th</sup> & 8<sup>th</sup> 2015, at Cliddesden Village Hall.

Total £ 110.00

Deposit of £ 60.00 required to secure place.

NAME:.....

ADDRESS.....

PHONE.....

Please make this payable direct-contact me for details, at [info@kitesup.co.uk](mailto:info@kitesup.co.uk) thanks-  
or can be by card if preferred



## How I got started with kites by Andy Rumming

My first memory of flying (or attempting) to fly a kite was with my brother, Dad and Uncle Richard in one of the fields at home, at Park Farm. I must have been about 8 or 9, but even so it's still quite vivid. Uncle Richard had acquired the two line plastic diamond stunter from a fast food restaurant. It was white and adorned by a picture of a burger. He had earned the kite by buying a certain number of burgers or eating a really big one in under a certain time, I can't remember which, but I think gluttony was involved. What I can remember was the disappointment with how it flew, which was very poorly.

Then for Christmas ('89?) my brother and I were both given kites from my Auntie Joan (who still lives in one of the farm cottages). These were hand made by Ron Gunter (one of the WHKF founders and first President), my aunt's cousin, and consisted of a Flare for me, and a Delta for my brother. They had 6mm ramin spars and were made of a really crispy ripstop, the likes I haven't ever seen since. We thought these were great and flew them a lot, and I mean a lot. We didn't really know they were light wind kites and frequently flew them in gales, always at the farm. They got caked in mud (and other things) and the line became a filthy brown colour and a biohazard in its own right. In fact we flew them so much they were sent back to Ron several times to repair spars and pockets. I remember requesting through one repair trip whether I could have my flare turned into a stunt kite, which obviously wasn't an option. I still have both kites which are really quite small, looking at them now. There is an art to making a good flying small delta which handled the abuse we threw at it, which is a glowing tribute to Ron's quality workmanship.

The next landmark was the first Swindon Kite Festival held at Lydiard Park in 1991 when I was 13. Mum had been doing bed and breakfast in the farmhouse for a few years and the club booked some accommodation for invited guests. These included Doug Hagman and his wife, plus Don and Jeananne Mock who had all travelled from Washington State. I remember looking out the window and seeing the large windsocks in the sky and thinking that these were the "parafoils" that had been mentioned, I didn't notice Doug's relatively small stable kites way above. My first memory of Doug was that my mum being puzzled as he had poured the coffee into the milk jug at the breakfast table, which we all presumed must be "normal" in America. I also remember the size of his luggage which was extreme, and left in the hall due to the awkwardness of getting it upstairs. Later in the day we got up to the festival and in his quiet way Doug showed me what the parafoil actually was, and I remember watching him launch one on a long line and hearing the rustle of the many keels as it powered up in an arc to the top of the sky. He then stood there saying nothing just observing the odd ripple. Very impressive. Don Mock also showed us his native American face kite and let me hold the handle (along with anyone else who came vaguely close by) which was great. By the end of the festival I realised I wanted more kites. I decided I wanted a mega delta and a Peter Powell stunter. I went and saw Pat and Ron at Kiteability and handed over £25 for a bright orange fibreglass framed Peter Powell. I think this was also the stage I joined the WHKF.

What now followed was badgering my parents to take me to Barbary for the fly-in and cycling across Swindon to see Dave, Janet and Madge to buy ripstop. Dave also supplied plans for the mega delta (John Barker % based ones), and my mum started sewing it together. However she got so annoyed with me looking over her shoulder and worrying and said if I thought I could do better I could do it myself..... I couldn't do better but I did finish it and it flew really well once I realised the wing spars were meant to continue from the tips *past* the cross spar pockets and not finish at them. Then came the complaints from my mum that she could never get to her sewing machine because I was using it, so a certain Mr Harvey supplied me with a 1950s black singer for a tenner. Its still going strong and my principle machine, thank you Neil, the best tenner ever spent! The rest as they say is history.

## WHITE HORSE KITE FLYERS CODE OF PRACTICE

Always fly safely.

Always be considerate to others using the same area be it noise or physical intrusion into their space.

Always fly legally taking in to account all national, local and CAA restrictions and by-laws.

Never fly at a height of more than 60m above ground level, in the UK unless a CAA clearance is in force (as at kite festivals). If you don't know what the clearance is ASK!

Never fly a kite in wet or stormy weather. Always try and keep your line dry.

Never fly a kite near power lines, transmission towers or aerials.

Never fly near Motorways, roads, car parks or railways.

Never fly near airfields.

Never fly a kite with anything metallic in the line.

When tethering a kite ensure that the ground anchor is suitable (see BKFA report 6 June 06).

When flying large kites always use a brake line.

Always wear good quality gloves when flying large powerful kites.

Always give priority to domestic animals particularly if they are showing signs of distress.

Always clear up after yourself, especially lines, tails and bits of plastic that could trap, choke or injure domestic or wild animals. If you see dangerous rubbish left by others clear it up or report it.

Never fly near those kite-eating trees.

NOTE: The use of traction kiting at Barbury Castle is forbidden by law.

Finally remember.....your kites can get really quite lonely up high in the sky; just occasionally, look up and give them a SMILE. It will make you feel better too.

WHITE HORSE KITE FLYERS meet at Barbury Castle Country Park on the second Sunday of each month.

Your local contacts are: -

Neil Harvey +44(0)1285 740295 Arthur Dibble +44(0)1635 865976

Dave Robinson +44(0)1793 824208

This issue edited by Andy Rimming, contributors this issue: Arthur Dibble, Neil Harvey, Dave Robinson, Doug Jones, John Browning, Nog

Subscription 12 months family membership from January 1st £12 (including 4 issues of Cowpat Hill). Personal Liability Insurance £11 per person.

COWPAT HILL is the journal of The White Horse Kite Flyers and whilst every care is taken when compiling it, The Club and it's officers cannot accept responsibility for any omissions or errors that may occur. Any information printed are the views of the individual submitting them and not necessarily those of The White Horse Kite Flyers Club, its committee or its members.