




DELTA CONYNE KITE TRAIN AND FREESTYLE GRAPHICS WORKSHOP



February 9, 2019 - 10:00 a.m. to 4:30 p.m.

Mullica Hill Library

Cost: \$30 paid to Ben Huggett

Lunch provided by SJKF

Please RSVP directly to Ben before February 2 so that he knows how many kits to prepare and bring.

Come make a Delta-Conyne kite (or 10) with Ben Huggett at the 2019 South Jersey Kite Flyers workshop on February 9. The Delta Conyne is a combination of Silas J. Conyne's diamond box kite and Al Hartig's standard delta. They are very stable flyers and can easily be staked down and left to fly all day long. They are also among the best kites for children to fly, which means they make great gifts.


This kite is based on a plan that Ben created after building several Conyne kites, numerous standard deltas, and 11 Dunton-Taylor box kites. All of those builds led him back to the Delta Conyne as the best overall design and flyer. Everything about the design that was created for the workshop was done because of simple and durable construction, done cheaply, and can be completed quickly. The simple design and minimal materials are what makes this a good kite for building a train. The plan has a single piece of fabric for each wing which then folds over three times to create a leading edge pocket and pockets for the longerons. The boxes are created as one piece and cut so that multiple small pieces aren't necessary. There is very little applied edge binding, instead packing tape is used to create a reinforced folded edge where needed. The kite is a perfect size purposely constructed so that 32.5" spars can be used without cutting (*well 1 spar has to be cut). The spars are sewn into the kite so that the only assembly required on the


flying field is putting in the spreader. Fittings have been eliminated and the kite relies upon folded nylon pockets (adopted from Dan Leigh's designs) for the spreader.

Ben will provide a full kit, precut, with instructions given during the workshop. Customization through appliqué on the wing panels is possible and up to each kite builder. Ben will talk about what he calls "freestyle" graphics made out of scraps of fabric and an easy method for keeping them symmetrical on the wings. Kite builders will learn each of the steps involved in putting together this simple yet superb kite. Each kite builder will also be provided with a cardboard template of the wing pattern (front right, back left) so that they can cut out and build as many kites as they want to after the workshop. Kitebuilders need only bring a working sewing machine (no fancy stitches required) and their basic tools to complete this kite.

Although the written plans are still being created, Ben's steps-by-step instructions with pictures are on the SJKF's Facebook page.

This is a great kite for a beginning kite maker. The sewing steps are easy and straight forward, and the instructions are very detailed. We anticipate that everyone will be able to finish this project in a day. And then, hopefully build many more to create their own train or to give away to the children in their life.





Presidential Ponderings & Duck Droppings

By Mike Dallmer

2019 ALREADY??

Before I get to the actual report I would like to congratulate our friend, fellow kite flyer and 1st Vice President, Andy Selzer on being awarded the AKA 2018 Steve Edeiken Kite Flyer of the Year Award! I just had the pleasure of writing an article for *Kiting* about Andy.



Coming up February 9 is our Winter Kite Making Workshop hosted by Ben Huggett at the Mullica Hill Library where you will be making a Delta Conyne Kite.

Are you ready for a very busy year? Our calendar is already booked for most of the Spring with some events having to move because of conflicting dates. This year there will be a Spring Belmar event along most the events from 2018 returning for 2019. Make sure to double check dates and locations, I normally send out an email about an event the week of an event.

Speaking of emails, are you getting them regularly from me? If not, drop me an email to make sure the address I have for you is correct. Also, let me know if you would like to save SJKF a few bucks a year and receive your newsletter electronically.

MEETINGS: I know sometimes they aren't the most important things in your life but for SJKF to function and spend money they are a necessity. SJKF needs a minimum of 8 bodies or a total of bodies and proxies to have a real meeting. Meetings are only every other month and take about 1 ½ hours of your time, for me, I leave at 11am to get there for a 1pm meeting because we like to entice you to attend with delicious for and refreshments!!! So why not think about attending a meeting.

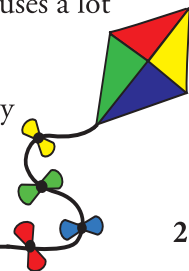
Did you attend the 2018 Holiday Party? If not you missed a fantastic time!! Of course Randy's did a fantastic job with the food and drink and Cel did a great job organizing the event . . . but did you see those baskets? Donna McGee went overboard with them!! They were nothing but AMAZING! Thanks to those who attended, I'm sure you had a good time



DEADLINES: Please when we have deadlines pay attention to them! They are not only so we can say how many are coming to an event, they are there so people can prepare for the event, like shopping, workshop prep (includes cutting fabric and making kits necessary for workshop) and food preparation. If we have 50 people who RSVP'd, we plan for 50. When a deadline is missed, and a few days before you would like to attend it causes a lot of last minute shuffling that could have been avoided.

Finally, thank you, thank you, and thank you!! For being a SJKF Member and making my job fulfilling by leading a great bunch of people.

Good winds...Mike



DOUG STOUT'S LIBRARY OF KITE INFORMATION

I hope you had a very happy holiday season and were able to spend quality time with your families and loved ones. In reflection over the holiday break about my kiting activities, it has been five years since I began experimenting with swept forward wings on single line glider kites. Thank you for your support, guidance, and feedback during the past five years, which has allowed me to explore this aspect of the kiting and share my development activities with you. You may have seen my development activities on the GWTW Forum, and on the Facebook Glider Geeks and Kite Builder pages.

In the past, you may have flown, acquired, or built one of my glider kites but may not be aware of my current development activities with swept forward wing glider kites. The American Kite Flyers quarterly magazine "Kiting" published in their Summer 2017 issue my development activities up to that point in time, which included the development and plans for my Viper 36M. Since this article was published, I continue to experiment and refine the swept forward wing platform, primarily for indoor competition, which designs also can be used for indoor and outdoor recreational use. The pictures represent what I currently offer to build for glider kite enthusiasts, which helps support my development activities. During the development process, it was determined a wing span of 36" was the ideal size for this type of glider kite to provide the performance attributes for indoor competitions. The first attached picture shows my Bird of Prey 36M (top), Raptor 36M (middle) and Viper 36M (bottom), so one can observe the difference in wing sweep and center length. Since the Fall of 2017, I have been flying my Raptor 36M for indoor competition, where its performance attributes best support my indoor routines.

As you may be aware, I share the plans for my various glider kites that in my opinion are enjoyable to fly and provide excellent glide performance. The link to my Google Drive is provided below, which also contains pictures and various technical articles such as the one in 2017 Summer Issue of Kiting:

[https://drive.google.com/drive/fo Swept Forward Wing Glider Kites Flyer - January 2019.pdf lders/0Bwj9ylTaMmFfm9QWmZzOHpzNC0ySWp2VVBIMHJmeXJPaHZTazY4SXV4dG5NWEMtSUjLXM?usp=sharing](https://drive.google.com/drive/fo%20Swept%20Forward%20Wing%20Glider%20Flyer%20-%20January%202019.pdf%20folders%20Bwj9ylTaMmFfm9QWmZzOHpzNC0ySWp2VVBIMHJmeXJPaHZTazY4SXV4dG5NWEMtSUjLXM?usp=sharing)

The contents of my Google Drive are updated on a frequent basis to reflect the results of my ongoing development activities.

My current development activities are exploring larger versions of my Raptor 36M for outdoor recreational use or large indoor venues. In September 2018, I completed a Raptor with a 48-inch wing span using my version of the Air Force Thunderbirds fighter airplane colors. The Raptor 48F includes the "F" in its name to indicate this glider

Bird of Prey, Raptor and Viper

Swept Forward Wing Indoor/Outdoor Glider Kites

The Bird of Prey, Raptor and Viper glider kites were designed with swept forward wings to take advantage of the associated positive flight characteristics.

Due to the efficiency of the design, the glide angle is relatively flat. The swept forward wings and the right amount of dihedral angle allow glider kite enthusiasts to vary their flying line inputs to achieve the desired responses. Gliding speed is the result of the associated wing loading for each glider kite.




Bird of Prey 76 Patriotic Eagle at Liberty State Park, NJ



Bird of Prey 36M

Composite Fabric (DCF, fka Cuben Fabric), which provides wing loadings that range from 0.09 to 0.19 ounces per square foot (oz./sq.ft.) for the assembled kite. The DCF version also can be flown outdoors in winds less than 5 miles per hour (mph).

The Bird of Prey, Raptor and Viper glider kites are constructed using ultra-light materials. For indoor flying, we use ultra-light Dyneema



Bird of Prey, Raptor and Viper 36M (Stacked Rear View)

Falcon Aero Designs

"Designing for the Future"

kite is using this layout. The second attached picture shows the competed Raptor 48F, where its performance is on par with the Raptor 36M, with the anticipated faster glide and stall speed as the result of the higher wing loading through the use of of ripstop polyester PC31. Based on the performance of the Raptor 48F, I am in the process of building a larger version of the Raptor with a 74-inch wing span and anticipate beginning flight evaluations in the Spring of 2019. The bench mark for evaluation of the Raptor 74F will be my Bird of Prey 76.

Thank you again for your support and if you should have any additional questions, please just send me a note to my e-mail address: falcon.aero.designs@gmail.com or give me a call on my cell phone at 973-493-1900. Please feel free to share this email with other kiting enthusiasts.

Yours in kiting, Douglas K. Stout, Falcon Aero Designs

Bird of Prey, Raptor and Viper

Swept Forward Wing Indoor/Outdoor Glider Kites

For outdoor flying, we use PC31 polyester ripstop fabric that provides wing loadings that range from 0.09 to 0.33 oz./sq.ft. for the assembled glider kite. Unlike conventional glider kites, the Bird of Prey, Raptor and Viper glider kites fly with very light tension on the flying line. As the result of our design, the wings can release excessive lift under load. Based on this positive flight characteristic, the PC31 versions can be flown in winds as high as 10 mph.

These glider kites also are constructed using high quality CST Composites DPP carbon rods and tubes. To identify the size of a Bird of Prey, Raptor or Viper glider kite, the number after the name is the wing span when the glider kite is assembled.



Bird of Prey 48 PC

The following provides the currently available Bird of Prey glider kites:

- *Indoor/Outdoor Ultra-Light Bird of Prey made with Cuben CTF³ fabric: Wing Spans of 18, 24, 36 and 48 inches.*
- *Outdoor Bird of Prey made with several colors of PC31 polyester ripstop fabric: Wing Spans of 36, 48 and 76 inches.*

The following provides the currently available Raptor and Viper glider kites:

- *Indoor/Outdoor Ultra-Light Raptor or Viper made with Cuben CTF³ fabric: Wing Span of 36 inches.*


Contact us if you wish to have a Bird of Prey, Raptor or Viper built for you using the information provided

Version 2.2 – January 2019

Swept Forward Wing Indoor/Outdoor Glider Kites

below. Our reasonable fee allows us to continue our research efforts. Other swept forward wing glider kites are under development. After we completed our evaluation process and are satisfied with their performance, they will be made available to other glider kite enthusiasts.

Yours in kiting, *Douglas K. Stout*



Bird of Prey 76 PC



Bird of Prey 76 Patriotic Eagle

Falcon Aero Designs

"Designing for the Future"

50 Old Stage Coach Road

Byram Township, New Jersey 07821-3314

falcon.aero.designs@gmail.com

Passing Thoughts . . .



by Augusta Wind

A NEW YEAR TO PLAN...

Twenty nineteen (2019) starts with thoughts of what to do different this year.

Perhaps subtle changes like a new easy in and out beach chair 20" high. This could catapult me to more dejected walks to fix tangled lines. No matter what, less bending is good.

Also looks like our banner game will be growing. Currently looking for an aluminum mini sledge or increasing our minion membership which now stands at none. Why is it as our kite total goes up the immediate family help goes down.

New tires for van. Nothing says devotion to your hobby then a late night drive on bald tires in a nor'easter on a single lane highway with no lights. "Was that an obese possum we just hit and are we in somebody's front lawn". Just love being on the road.

Thinking of leasing an electric wagon for the year, but turns out same price as buying one. Also tried to outfit our current beach carts with hydraulics but have no mechanical acumen. Waiting for that driverless red wagon with air horn to keep the kids on their toes. May have to pass on this for time being.



Another thought was to invent wind meter that tells you exactly what to take to field or beach, thus saving you from bad decisions . . . Maybe like Siri...I can hear it now, "Hey stupid, make two trips" or . . . "nice job forgetting beach permit genius" kind of a built in kite heckler.


Although there are new things to plan and do, the favorite places and favorite kites never get old. All it takes is the right breeze.

In any event, I'll be there pushing my limits of kite flying...just from a much more comfortable chair.



2019 Calendar of Events

south jersey kite flyers club



2/9/19 (Saturday) **SJKF Winter Workshop**, Subject Delta Conyne given by Ben Huggett. Must RSVP by February 2, 2019. Time is 10am–4:30pm Location Gloucester County Library Meeting Room B, Mullica Hill, NJ, Contact Mike Dallmer for more information mikedallmer@verizon.net or 215-722-4092

2/15/19 – 2/18-19 MKS KITE MAKING RETREAT

3/15/19 **Deadline for submissions of article for next issue of WindWriters**. Send to Debra Bowlby djbowlby@me.com or Mike Dallmer mikedallmer@verizon.net 306 Friendship St., Phila., PA 19111

3/17/19 (3rd Sunday) **SJKF Meeting**, 1 pm, Gloucester County Library, Mullica Hill, NJ, meeting Room B. Contact Mike Dallmer for more information mikedallmer@verizon.net or 215-722-4092

3/30/19 (Saturday) **Cherry Blossom Kite Festival**, from 10am – 4:30pm Location: Grounds of the Washington Monument near 17th Street NW and Constitution Avenue

4/6/19 (Saturday) **7th Annual Phila Kite Fly and Food Truck Fair** at Penn Treaty Park. Noon til 5pm. No Rain Date. SJKF will be building kites at this event and can always use help with that. For more information contact Mike Dallmer at mikedallmer@verizon.net or 215-722-4092 or Sandi Vincenti micysmom@yahoo.com

4/7/19 (Sunday) **Give Back Workshop**, 1pm, Gloucester County Library, Mullica Hill, NJ, Meeting Room B. Contact Mike Dallmer for more information mikedallmer@verizon.net or 215-722-4092

4/12/19 **Kite Day** at Greenwood Elementary School in Hamilton Township, Mercer County. Contact Cindy Marks, cbmarks@hamilton.k12.nj.us **Tentative**

4/19/19 51st **Annual Great Delaware Kite Festival at Cape Henlopen State Park on Good Friday**, in 2019 Registration starts at 10am and entrance fees apply for cars to enter Cape Henlopen State Park, collected at the entrance to the park - \$5/car for Delaware license tags and \$10/car for out-of-state. Information call the park office at 302-645-8983. To participate in festival contests, contact the Lewes Chamber of Commerce at 302-645-8073. **Not yet confirmed.**

4/21/19 (SUNDAY) EASTER

4/26/19–4/28/19 **MIKE/MASKC** contact the Kite Loft at (410) 289-7855 or info@kiteloft.com

5/4/19 (1st Saturday) **SJKF Fix it at Mullica Hill Library**. Time 10am-1pm, before the SJKF Meeting. Contact Mike Dallmer for more information mikedallmer@verizon.net or 215-722-4092

5/4/19 (1st Saturday) **SJKF Meeting**, 1pm, Gloucester County Library, Mullica Hill, NJ, meeting Room B. Contact Mike Dallmer for more information mikedallmer@verizon.net or 215-722-4092

5/5/19 **Spring Belmar Kite Festival**, parking will be provided. The flying area is on the beach at Second and Third Avenue. Time is 11am–4pm, get there around 10am for setup. Contact is Jackie Gammond jgammond@belmarbusinesspartnership.com Sal Marchese Marsalsalon@gmail.com or Mike Dallmer mikedallmer@verizon.net 215-722-4092


5/12/19 (SUNDAY) MOTHER'S DAY

5/19/19 **4th Annual Kite Day at Foothill Castle**, Mercer Museum Kite Fly, 12:30pm–3:30pm. Location: 84 S. Pine St, Doylestown, PA 18901 Contact Cliff Quinn cjq1670@ptd.net or call 215-345-0210, ext.132 or email mmdev@mercermuseum.org Sponsored by the Friends of the Bucks County Historical Society.

5/15/19 **Deadline for submissions of article for next issue of WindWriters**. Send to Debra Bowlby djbowlby@me.com or Mike Dallmer mikedallmer@verizon.net 306 Friendship St., Phila., PA 19111


5/24/19–5/27/19 **Wildwood International Kite Festival Sky Festival Productions**; contact Beatrix Pelton, 732-822-4884 bpelton@skyfestivals.com

6/16/19 FATHER'S DAY



2019 Calendar of Events

south jersey kite flyers club



6/21/19–6/23/19 **13th Annual Chester County Balloon Festival** **Tentative**

7/15/19 Deadline for submissions of article for next issue of WindWriters. Send to Debra Bowlby djbowlby@me.com or Mike Dallmer mikedallmer@verizon.net 306 Friendship St., Phila., PA 19111

9/15/19 (3rd Sunday) SJKF Meeting, 1 pm, Gloucester County Library, Mullica Hill, NJ, meeting Room B. Contact Mike Dallmer for more information mikedallmer@verizon.net or 215-722-4092

9/15/19 **Deadline for submissions of article for next issue of WindWriters.** Send to Debra Bowlby djbowlby@me.com or Mike Dallmer mikedallmer@verizon.net 306 Friendship St., Phila., PA 19111

9/19/19–9/22/19 **Sunfest**, contact the Kite Loft at (410) 289-7855 or info@kiteloft.com

9/29/19 **6th Annual Belmar Kite Festival**, parking will be provided. The flying area is on the beach at Second and Third Avenue. Time is 11am–4pm, get there around 10am for setup. Contact is Jackie Gammond jgammond@belmarbusinesspartnership.com Sal Marchese Marsalsalon@gmail.com or Mike Dallmer mikedallmer@verizon.net 215-722-4092

11/15/19 **Deadline for submissions of article for next issue of WindWriters.** Send to Debra Bowlby djbowlby@me.com or Mike Dallmer mikedallmer@verizon.net 306 Friendship St., Phila., PA 19111

11/17/19 (3rd Sunday) SJKF Meeting, 1pm, Gloucester County Library, Mullica Hill, NJ, meeting Room B. Contact Mike Dallmer for more information mikedallmer@verizon.net or 215-722-4092


Visit www.easternleague.net for more information on Eastern League Events

President's Note: Though these dates are accurate at time of printing it is best to check with the contact to make sure the proper dates are listed.

Got an event that you want listed, send it: Mike Dallmer mikedallmer@verizon.net 306 Friendship St., Phila., PA 19111

STATE OF SJKF

We are in good shape. \$6,308.05, a little lower than last year at this time but we have already bought kites for this year's build and our membership is steady at 74.



SJKF PRESIDENT AND THE MODERN KITEFLIER!

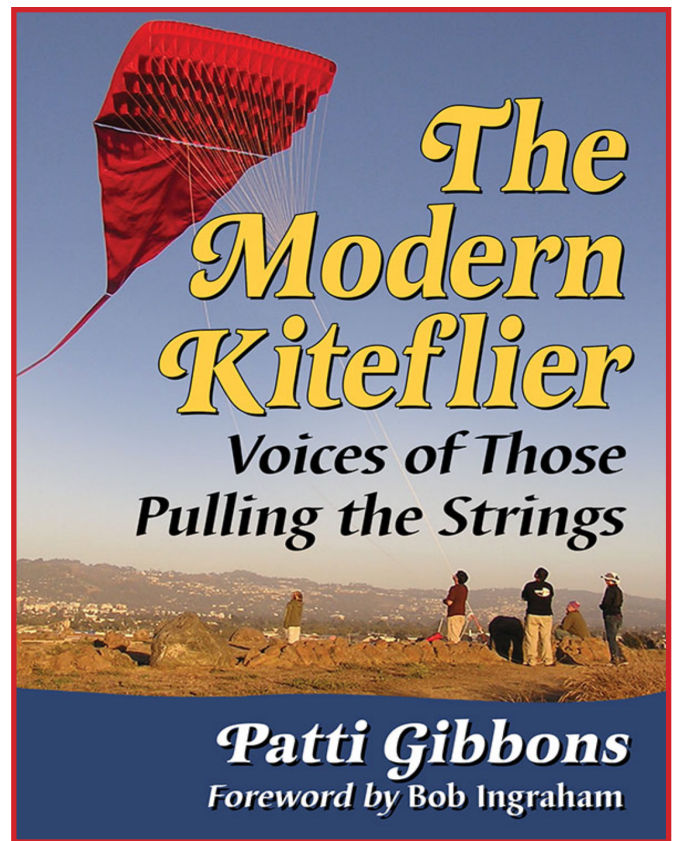
Great news, our book, *The Modern Kiteflier*, is out. I got my author's copies today, and things look fantastic. I hope you love the book too. Thank you so much for being part of the project and helping to promote the World Kite Museum and kite history. Woot! Woot!

The book's ISBN number: 9781476670492, our contact at McFarland Publisher is Janie Sheets, jsheets@mcfarlandpub.com. Janie can also help with bulk/retail discounts. The book is also available online through Amazon, Target, Barnes & Noble, and by special order from independent bookstores.

So many thanks, and cheers to 2019!

Warm winds,
Patti

Patti Gibbons
pgibbons216@hotmail.com



Mike Dallmer, Sr. was interviewed and was a contributor under the Scott E. Spencer Section! Dallmer was thrilled to help with a book about today's kitefliers.

INDOOR FLYING?

For your information and since January 2017, I have access to fly indoors on a weekly basis within one of the local schools in my township, located in northwest New Jersey. A big thank you to Mike Dallmer of SJKF and Daniel Prentice of AKA for working with me to make this happen last year.



— by Doug Stout

My access is once a week on Wednesday from 6:30 to 8:30 pm, when the custodian staff are working in the building. The day I selected can be moved to Tuesday to Thursday, as long as the room is available and the school is in session during that day. I fly in the school's cafeteria/auditorium, which is 62 feet long, 52 feet wide, with a 22-foot high ceiling with no obstructions, as indicated in the picture. I also have the ability to use the room's sound system to play music from my iPhone. As part of my agreement with the school, I am allowed to bring a few guests to fly with me. If you are interested in joining me for an evening of indoor kite flying, just send me an email at dkstout@ptd.net or text/call me on my cell phone at 973-493-1900, so we can pick a day to fly. The school is the Byram Lakes School located in the Byram Township School complex at 12 Mansfield Drive, in Byram Township, New Jersey.



Membership Application

- ☐ New Member ☐ Renewal
☐ Reinstatement
☐ Don't publish my name in the directory.

Membership Dues

1yr 2yr 3yrs Amt

Individual (kiting via 3rd class mail) \$40 \$70 \$116
 (kiting via 1st class mail) \$50 \$98 \$146
 Canada, Mexico, and Overseas \$50 \$98 \$146
 Sponsor \$125 \$250 \$375
 (Kiting via 1st class mail, includes tax deductible contribution)

Additional family members in same household
 Per Person . . . add \$6/year

Please remit in USD \$
 (sorry unable to accept Canadian Cheques)

For information:
 (609) 755-5483

Send this form to:

AKA
 PO Box 699
 Cedar Ridge, CA 95924

Referred by _____

Local Kite Club _____

Join online at: kite.org/join-us/

CUT HERE

SJKF MEMBERSHIP APPLICATION

Help us get to know you! Fill in the form below. Return this application along with your check payable to SJKF and you're in! Welcome to the club!

Name _____

Address: _____

City _____ ST _____ ZIP _____

Phone (H) _____ (C) _____

E-Mail Address _____

Membership ☐ New member ☐ Renewal

Membership Type ☐ Individual ☐ Family

(For family memberships, list additional names below. Circle name if under 10 years old)

Favorite Kite(s) _____

Signature: _____

WindWriter Newsletter:

☐ Electronic Newsletter (This saves SJKF a few dollars per year) ☐ Mailed Newsletter



INDIVIDUAL MEMBERSHIP

10-1 through 12-31 \$15.00
 1-1 through 3-31 \$11.25
 4-1 through 6-30 \$ 7.50
 7-1 through 9-30 \$ 3.75

FAMILY MEMBERSHIP

10-1 through 12-31 \$20.00
 1-1 through 3-31 \$15.00
 4-1 through 6-30 \$10.00
 7-1 through 9-30 \$ 5.00

WindWriters is the newsletter of the South Jersey Kite Flyers and is published bi-monthly by the SJKF

President	Mike Dallmer	mikedallmer@verizon.net	215-722-4092
1 st Vice President	Andy Selzer	kiteguy97@verizon.net	856-728-8870
Secretary	Donna McGee	donnaMRN@comcast.net	856-627-4970
Treasurer	Cecilia Dallmer	cdallmer@verizon.net	215-722-4092
Director at Large	Ben Huggett	benhuggett@gmail.com	215-844-2445
Web Master	Russ Mozier	russmozier@yahoo.com	407-208-1455
Hospitality	Cecilia Dallmer	cdallmer@verizon.net	215-722-4092
Membership	Mike Dallmer Sr.	mikedallmer@verizon.net	215-722-4092
Editor	Debra Bowlby	djbowlby@me.com	908-892-7858
Publisher	Mike Dallmer Sr.	mikedallmer@verizon.net	215-722-4092

SJKF Homepage - <http://sjkf.webs.com> • SJKF E-Mail – mikedallmer@verizon.net



SJKF
C/O Mike Dallmer
306 Friendship Street
Philadelphia, PA 19111

INSIDE THIS ISSUE

<i>Delta Conyne Kite Workshop</i>	1
<i>Presidential Ponderings and Duck Dropping</i>	2
<i>Doug Stout's Libraray of Kite Information</i>	3-4
<i>Passing Thoughts "A New Year to Plan"</i>	5
<i>Calendar of Events</i>	6-7
<i>The Modern Kite Flier / Indoor Flying?</i>	8
<i>AKA and SJKF Membership Forms</i>	9

