

SJKF Personal Banner Workshop

Hosted by Ben Huggett

Written by Mike Dallmer



Wow!!! Talk about being prepared for a workshop, Ben "How Many Streamers Does Each Banner Need" Huggett went out of the way and had everything ready to assemble making this one of the most fun and easiest workshops I have ever attended.. Thank you Ben.



Derrick thinking



Larry and Nancy concentrating



It was really fun and if you missed it you missed an opportunity to leave the workshop with AT LEAST ONE completed Banner. Not only was there banners to be made but SJKF c/o Cel Dallmer provided plenty to eat and drink.

In attendance and sewing were Derrick "How Does This Machine Work" Owings, Donna "New Sewing Machine" and Dan "She Won't Share" McGee, Lisa "I Have to SEW" Willoughby, Cel "I'm Afraid I'll Break Mike's Machine" and Mike "At Least all the Kites are Pointing Up" Dallmer, Nancy "Like My New Knees" and Larry "I'll Back Cut" Krablin. Supplying moral support and showing up for lunch was Vi "I Finally Finished This Banner" Brown and Andy "Let Me Heckle You" Selzer. And you too could have been given a snazzy name if you were here!

(Continued on page 12)



The Isla Blanca Kite Festival 2016

By Charles Stewart

The winds were good at the eighth annual Isla Blanca Kite festival in Cancun, MX. This festival is held every Feb on the last Sat & Sunday of the month. This event is a benefit for "Cancun Pro Kids". Cancun Pro Kids is a non-profit that operates a home for abused and abandoned children. This year we had new comers from Utah and North Carolina as well as our regulars Steve and Penny Lingenfelter. Steve and Penny are from the Seattle, WA area. Jim Martin from North Carolina is kite flyer who travels the world to fly kites. Jim came down and flew his sixty foot Whale along with a nice Lemur, a Kitty Cat and other items of line laundry. Our festival



signature kite a Maxi Octopus was able to take to the air and enjoy the favorable winds as well. Andy and Bethanie Wilson from Utah joined us for the first time this year. Bethanie bought "Rainbow" her alter ego to the festival. They both had a great time. The public came and brought many kites to fly. There is room for all at this location.



This is a unsponsored event, but we get lots of good discounts from many places. We get discounts from Hotels, Car rental, and restaurants. Come join us here for next year's fun. Many videos and



pictures can be found on the festival Facebook page. Come enjoy the Sun, the beach, and the kites.

God Bless
Charles Stewart
High Spirits

(Photos taken by Jim Martin and "borrowed" from Facebook.)



From Charles Bojarski: Thanks for the lovely fruit basket I want to thank everyone for the lovely fruit basket I received during my recent hospital stay. Thanks again for remembering me and good winds always.

From Nancy Krablin: SJKF family- a delicious fruit basket was delivered to our home... such a sweet and delightful surprise! I am embarrassed to say this arrived several days ago. It is amazing how little I accomplish after PT and 2-3 hours/day of at home exercises! The grapes, bananas and an orange HAVE been enjoyed... waiting for the pineapple to reach peak lusciousness about tomorrow... love fresh pineapple!

I am very pleased to let you know that I am walking, somewhat robotically, without walker or cane. I can alternate feet going upstairs and will accomplish alternating legs coming down within a few days. Knees are still quite swollen, restricting range of motion, but not terribly painful. Gave up pain meds in just over a week... did not seem to do much and did not address the swelling at all.

Worked on our SJKF banners at the Keystone winter retreat... bit of a disaster due to novice errors, but that will be improved upon before we see many of you at Ben's workshop in two weeks. I won't be dancin' yet, but that should come in time!

Thanks so much for your thoughtfulness... and esp Donna and Dan for the super kiting card!

2006 AKA Affiliate Kite Club of the Year

Presidential Ponderings and Duck Droppings

By Mike Dallmer



Hello Fellow Kite Flyers, before we get into things I want you to make sure that you are aware that the event scheduled on 4/24/16 (Sunday) 4th Annual Kite Fly at Voorhees Environmental Park celebrating Earth Day has been **CANCELED** due to funding issues, hopefully they will be back next year.

Also, please note, because of some illness that was highly contagious, the March Meeting that was canceled will be replaced by a meeting on April 17, 2016

4/17/16 **SJKF Meeting and Give Back Workshop**, 1 pm, Gloucester County Library, Mullica Hill, NJ Meeting Room B, Contact Mike Dallmer for more information mikedallmer@verizon.net or 215-722-4092

I don't have much more to add, just check our calendar and be sure to go fly a kite this spring as there are plenty of opportunities, especially at Long Branch, Smithville, **Phila Kite Fly and Food Truck Fair at Penn Treaty Park**, Wildwood and Belmar!

If you are not getting emails from me that means somehow your email got dropped, please let me know!

Well that's all for now, I hope to see you on the flying field, good winds... Mike

Kitemania North Windless Edition, April 18-19, 2015- Dedham, MA

By Nancy Krablin



It was amazing to see parking lots still piled high with the snow Dedham had moved from last winter's record series of storms. Last year's snow in Massachusetts makes Jonas really look rather tame!

Archie Stewart's enthusiasm and organization enticed us to drive to New England in April for workshops that included Joe Tricario, a "sewing machine whisperer", Syllabub Sea mesh banners with Donna and Fred Taylor, an indoor stack with Pauly Berand and miniatures with Glenn Davison. (Our grandsons in Shirley enjoyed



both all the small kites on wands that they could "fly" on their windfree driveway!)



There was also indoor flying and competition in the gym of the Mother Brook Art and Community Center of Dedham, a school now owned and managed by a community foundation. Scott Weider and others demonstrated the art of Indoor Flying before the regional Indoor Competition. Archie runs kite flying workshops for kids in this space. How lucky Dedham is to have such enthusiastic and dedicated flyers on their board!



2006 AKA Affiliate Kite Club of the Year

Bird of Prey Kite Update

By Doug Stout



To keep my sanity while looking for new employment, I have been building a Patriotic Eagle version of my Bird of Prey, with a 76 inch wing span (76 was selected for 1776). Just finished sewing the sail and adding the Eagle head details. Note the 13 stars and 13 strips (the white tail splits the center red strip).



I used a wider section of white Dacron that is covered by two layers of yellow PC-31 for the nose reinforcement, so I could hide the center spine end cap behind the nose.



Used a piece of tubing that is sewn to the nose reinforcement as the nose guide for the center spine. Most of my Bird of Prey glider kites have the center spine extend beyond the nose with an end cap. I think this will look cleaner for this version of the Bird of Prey.

It's been a labor of love for me. Next is to make the frame and get this bird in the air. Enjoy.

Yours in kiting, Doug

Found in Parking Lots Near Kite Festivals



2006 AKA Affiliate Kite Club of the Year

Larry and Nancy
Krablin



Dallmers



Got more, send them in



Oak Hill Regional Park Opening- Centre Region Parks and Recreation Commission

By Nancy Krablin



An email arrived in Larry's inbox sometime last April from Beth Lee, activities director of the Centre Region Parks and Recreation Commission. No one has "fessed up" as pointing it in our direction.. but the thread went from a rec board member in State College to a flying friend in Pittsburgh who knew of the Keystone Kites... and somehow the query ended up with us. Fairly typical kites logic at play! The Oak Hill Regional Park was officially opening May 2, 2015. It is a polished and comprehensive facility, booked for adult softball tournaments all summer the day it was dedicated.

As this park was ALWAYS windy, someone suggested that bringing in some "professional kite flyers" would attract attention and be a different sort of activity to offer as part of the "Day of Fun" opening festivities.

State College is about a 3 hour drive from our home in Downingtown... arriving to set up by 10 and driving home at dark... didn't sound like a very fun day. However, it occurred to me that a college friend lived nearby. To my tentative email describing said park opening, his immediate response.. from his phone en route to visit his father in Ithaca, NY was, "I am on the rec board of the adjoining township. We "own" one corner of the park... know all the people. Have you penciled in to stay with me Friday night unless I hear otherwise! Sounds like a hoot!" It was!

Many exchanges of emails and Google earth searches revealed the layout of the park. Kite safety and space requirements were explained. Anchoring options for display kites, kite making, tables... and other logistics were reviewed.

Not really knowing what was expected, but prepared with assorted banners, kites for all kinds of wind, in all categories, sizes and shapes, and the backup of Big Bubbles stashed in the car and Thule carrier, we arrived to socialize (read: hang out in a bar) with the movers and shakers of Boalsburg Friday evening, May 1. Saturday dawned gorgeous... and wind free! Fortunately, there are banners! (Quoting Ben Huggett, "When there is no wind, kites fly banners. When there is too much wind, kites fly banners!") Fortunately, our collection is growing! We created four Linda Saunders designs at U-MAKE 2015 last Feb to decorate the skies. Bob Kelly loaned us an AKA banner and the Keystone Kite Club banner,



created by Linda. It was very evident when cars pulled into the parking lot at Oak Hill Park lot that something special was happening... even if the "professional kites" had very little success in actually getting much in the air for more than minutes in the puffs of wind that wafted over the rise. Beautiful views of Mt. Nittany... but few with kites flying in the foreground! Beth had a staff of enthusiastic volunteers to assist with whatever we needed! Little kids do not know that kites are not supposed to be flown by making your own wind... running!

Our names are on the poster... which I guess makes Larry and I truly "professional kite flyers"... if the audience is very uninformed as to what *really* skilled manipulators of lines

attached to many forms of kites can accomplish in the skies! Degree of professionalism notwithstanding... it was a "hoot"!

FEATHERS

By Russ Mozier

Making and trading feathers has recently become popular at kite festivals and events. Kite flyers display them on their hats, on a carbineer on their belt, on the handles of their kite bags and many other ways on the kite field. They hang them in the window of their motel rooms and at home they hang them in their sewing room and even on their sewing machine. Trading them with other kite flyers at events is a great way to meet other kite flyers. It's a great "no wind" activity and also a great way to introduce yourself to spectators by giving them one and answering any questions they have. Kids who are not kite flyers love getting one.

Kiting Tampa Bay has an event in February each year called Kitemania South, kite flyers make about forty feathers to take with them and trade with other kite flyers and this year I traded about thirty and came home with 30 different ones, I also gave spectators a dozen or so. There is also a great Facebook group called Feathers Paradise hosted by Terry Feathers.



HOW TO MAKE A TIE DYE FEATHER IN 2 EASY STEPS

By Russ Mozier

Step #1 - Buy a Tie Dye kite

Step #2 – Cut feathers out of it



How to Appliqué Using Ripstop Nylon, The Expensive Way

By Mike Dallmer



Decide on what you want to Appliqué and print out a full size pattern, you can also draw your design or use an overhead projector. For this example I choose Minions and used a program called DesignCAD to get the picture into the

computer. This will be the center panel of my personal SJKF Banner.




- 1) It was printed out on 20 pages that then had to be taped together. Figure 1 (On this example the words are already applied to the panel using Insignia Cloth)
- 2) The pattern then has to be transferred onto the main piece of Ripstop, in this case the center panel. Figure 2
- 3) Decide on the colors you will need and where they will be needed. You will now make a stack of colors on the panel being sure that the final color is black even if black is not one of the colors you needed. Figure 3A, 3B, 3C, 3D and 3E (note, I had a problem with the silver fabric, it actually delaminated silver from the ripstop and needs to be redone)



- 4) Once you are satisfied with your layout and stack of Ripstop colors, use a light coat of spray adhesive on each layer and position the ripstop pieces back where they go. This will hold everything in place while sewing. (I use 3M Super 77 Multipurpose Adhesive available at most home improvement centers)

5) Sewing from the back of panel, follow lines of pattern. I used a Zig-Zag stitch with my machine set of 2.5mm width and 0.8mm length. Figures 4A, 4b, 4c and 4D



6) Now, the fun part! Carefully cut away the layers of fabric to the needed colors. Sometimes this will involve cutting only one layer, sometimes many layers. If cutting multiple layers, I found it best to cut all at once, this leaves a cleaner edge. For the actual cutting I use both a Seam Ripper and a pair of pointed small scissors (Fiskars Softouch Spring Action Micro-Tip Scissors) Figure 5A – 5I

Trimming the black first, getting rid of everything outside the pattern, Minion. Figures 5A and 5B






excess black removed. Figure 5C



One eye done from both sides. Figure 5D




Both eyes done from the front and back. Figures 5E and 5F



Yellow of Minion revealed from both sides. Figure 5G and 5H

Part of the overalls revealed from the front. Figure 5I






Front completely cutout. Figure 5J



Back completely cutout. Figure 5K

- 7) Remove remaining spray adhesive. I have had success using Acetone (available from home improvement centers or paint stores). If using Acetone please use with care and test an area first. Use in a ventilated area as the fumes are not good for you, with that said, Acetone is one of the main ingredients in nail polish remover. I saturate where I am trying to remove the adhesive then use a paper towel or rag to clean up the area.
- 8) The eyes will be re-applied using Insignia Cloth cutout using my Cutting/Plotter.
- 9) Trimming the loose threads after the cleanup. Something I tried and this seems to work well. I had a beard trimmer and tried that on the loose threads and it was cutting them ok and there was no danger to the Appliqué.



Have fun and be creative, Mike

PS: Why expensive? I always thought the layer of black as wasteful but I like the look.

Appendix:

The Jack Benny Personal SJKF Banner had a layer of Black Ripstop on the front and back of the banner, this gives it the outline effect on both sides. The procedure for this is a little different, I didn't take pictures this time sorry.

- 1) Make your full size pattern
- 2) Layer your fabric making sure to have black ripstop on the top and bottom of pattern
- 3) Spray adhesive the stack
- 4) Attach carbon paper to your pattern so that the side that will draw is away from the pattern
- 5) Place the carbon paper/ pattern in the proper position on the stack
- 6) Redraw the pattern using a pen onto the stack so that the pattern is transferred onto the top layer of black ripstop.
- 7) Remove the carbon paper/pattern
- 8) Check to make sure your pattern was transferred. If it is light (I used Black Carbon Paper on Black ripstop) go over the transfer with something that is visible for sewing.
- 9) Go to step 5 in the previous instructions and continue from there.



The Jack Benny SJKF Personal Banner has no front or back like the Minion Banner does..


Check List from John Lutter



KIDS FEATHER MAKING

By Russ Mozier

This is an activity you can use to compliment kids kite making at festivals and events. Feather making for the kids. Make feather templates from card stock. Have the kids trace them on paper, I use Tyvek for durability, scrap book papers will work too. Have them decorate then cut them out and punch a hole. Cut an 8" piece of yarn and tie it in a loop. Put a couple beads on it then thread it through the hole and larks head it. You can use regular scissors or pinking scissors. If you use papers put loose leaf reinforcements on both sides of the hole. You can decorate with markers, rubber stamps, stickers or glitter, use your imagination.



Continued from front page: SJKF Personal Banner Workshop

If you are still interested in building your own Personal Banner contact Ben Huggett or Mike Dallmer as I think there are still a few more kits available for a small fee.

Here are a few more pictures of members working on their banners:

Dan working hard!



Donna concentrating.



Cel back cutting.



Main Street Burlington Presents The One World Music and Arts Cultural Festival (June 18th, 2016)

Contact Information: Derrick Owings, President of Main Street Burlington
c-609-213-4710
email: burlingtonmsnj@gmail.com
Patty Howard, Event Coordinator of Main Street Burlington
c-973-567-1794
email: patty.howardproductions@gmail.com

FOR IMMEDIATE RELEASE

Burlington, New Jersey – Main Street Burlington and its regional sponsors will present The One World Music and Arts Cultural Festival, taking place at on the Delaware Riverfront on June 18th, 2016, and featuring regional performers, artists, musicians and guests showcasing cultural diversity.

Main Street Burlington is proud to bring **The One World Music and Arts Cultural Festival** to its **Delaware River Promenade** for the first time. The festival will feature multicultural foods as a major draw for the anticipated thousands of guests. Hosting a dynamic one-day event filled with the sights, sounds, aromas, and bright colors of Asia! The vision for the festival is ***One World, One Dream: Teaching Peace Through Cultural Awareness***. Opening this event will be the Kyo Daiko Taiko Drummers of Philadelphia “The rumbling power of the taiko has also been long been associated with the gods, and has been appropriated by the religions of Japan.” **The One World Music and Arts Festival** will have a number of cultural performers, dancers, artists, food vendors, exquisite clothing items for sale in the bazaar area, haiku poetry, henna hand decorating, demonstrators of martial arts, meditation, yoga, Tai Chi, calligraphy, and **kite flyers**.

Free admission.

Patty Howard, the event coordinator, when asked what this event hopes to achieve stated: “Our vision for this festival is ***One World, One Dream: Teaching Peace Through Cultural Awareness***.”

Main Street Burlington, as a non-profit organization, strives to preserve our rich historic tradition, nourish a sustainable downtown, and enhance neighborhood confidence by collaborating with the community in a unified effort to reestablish Burlington City as the “Pride of the Delaware”.

Derrick Owings, Pres. of Main Street Burlington, when asked, said: “This event highlights our pride in Burlington’s history of cultural diversity.”

Calendar of Events for SJKF, 3-26-16

4/2/16 **National Cherry Blossom Festival** (Saturday) Blossom Kite Festival (Blossom Kite Festival), location National Mall, Washington Monument near 17th Street NW and Constitution Avenue, Washington, DC Contact Elissa Staley E-mail: estaley@ncfdc.org

4/10/2016 (Sunday) Long Branch Kite Festival, NJ Time is 9am – 4pm, Contact Sky Festivals info@skyfestivals.com for more information. This event has been confirmed.

4/16/2016 – 4/17/2016 **KiteMania North "Windless Edition" Indoor Fly** Location: Mother Brook Arts and Community Center, (MBACC), 123 High Street Dedham, MA 02026. Contact: contact Archie Stewart at: 617-529-1814 ikite2@comcast.net or Steve at: 401-258-9335 Sue at: 401-374-7626 highflyrA@aol.com

4/16/16 (Saturday) **Children's Kite Making Workshop** at Glassboro Branch Library. Time is from 10am till 1:30pm. Location: 2 Center Street, Glassboro, NJ 08028 Contact Loretta P. Lisowski @ 856-881-0001 llisowski@gcls.org or Mike Dallmer mikedallmer@verizon.net or 215-722-4092

4/17/16 **SJKF Meeting and Give Back Workshop**, 1 pm, Gloucester County Library, Mullica Hill, NJ Meeting Room B, Contact Mike Dallmer for more information mikedallmer@verizon.net or 215-722-4092

4/24/2016 **Mercer Museum Kite Fly**, time: 1 -3pm, location: 84 S Pine St, Doylestown, PA 18901 For more information contact Cliff Quinn cjql670@ptd.net

4/29/16 – 5/1/16 **22nd MIKE/MASC** in Ocean City, MD contact the Kite Loft at 410-289-7855 or jay@kiteloft.com

4/30/2016 (Saturday) **4th Annual Phila Kite Fly and Food Truck Fair at Penn Treaty Park**. Noon till 5. No Rain Date SJKF Will be building kites at this event and can always use help with that. For more information contact Scott Bickmore atscottbickmore@yahoo.com Mike Dallmer at mikedallmer@verizon.net or 215-722-4092 or Jackie Cusack at \ 610.529.8258 or cusackjacqueline@gmail.com

5/8/16 (3rd Sunday) **Mother's Day**

5/15/16 (Sunday) **2016 Victorian Times Festival and Kite Fly**, at Historic Smithville Park, 803 Smithville Rd., Eastampton, NJ 08060 from 12pm - 4pm Contact Victoria Parks, 609-265-5858 vparks@co.burlington.nj.us or Mike Dallmer mdallmer@verizon.net or 215-722-4092 <http://www.co.burlington.nj.us/235/Parks>

5/15/16 **Deadline for submissions of article for next issue of WindWriters**. Send to Mike Dallmer mikedallmer@verizon.net 306 Friendship St., Phila., Pa 19111

5/22/16 (4th Sunday) **SJKF Meeting**, 1 pm, Gloucester County Library, Mullica Hill, NJ Meeting Room B, Contact Mike Dallmer for more information mikedallmer@verizon.net or 215-722-4092

5/27/16 -5/30/16 **Wildwood International Kite Festival** Sky Festival Productions 732-822-4884 bpelton@skyfestivals.com

6/5/2016 **Belmar Kite Festival**, parking will be provided. The flying area is on the beach at Second and Third Avenue. Time is 11 a.m. – 4 p.m. get there around 10 am for setup. Contact is Saltwater Inn (732) 681-1047 SaltwaterInn@gmail.com or Mike Dallmer mikedallmer@verizon.net 215-722-4092

6/18/16 (Saturday) **One World One Dream** Time 11:00am - 9:00pm, location: Burlington Waterfront, Contact Derrick Owings 609-213-4710 or willow0308@aol.com

6/25/16 – 6/26/16 **2016 Old Dominion Sport Kite Championships** contact Frazer Worley 919-342-4944 fworley@gmail.com for more information

6/19/16 (Sunday) **Father's Day**

7/15/16 **Deadline for submissions of article for next issue of WindWriters**. Send to Mike Dallmer mikedallmer@verizon.net 306 Friendship St., Phila., Pa 19111

7/16/16 (Saturday) **Kites for Peace**, 11:00am - 5:00pm Location: Burlington Waterfront, Contact Derrick Owings 609-213-4710 or willow0308@aol.com

9/11/2016 **3rd Annual Belmar Kite Festival**, parking will be provided. The flying area is on the beach at Second and Third Avenue. Time is 11 a.m. – 4 p.m. get there around 10 am for setup. Contact is Saltwater Inn (732) 681-1047 SaltwaterInn@gmail.com or Mike Dallmer mikedallmer@verizon.net 215-722-4092

9/15/16 **Deadline for submissions of article for next issue of WindWriters**. Send to Mike Dallmer mikedallmer@verizon.net 306 Friendship St., Phila., Pa 19111

9/17/16 (Saturday) **2nd Annual Wind & Sea Festival at Bayshore Waterfront Park**. 719 Port Monmouth Road, Port Monmouth, NJ 07758) Time: 11-5. For more information contact Kristen Dasenbrock kristensheehandasenbrock@yahoo.com or her office (732)946-2669 <http://www.monmouthcountyparks.com/page.aspx?Id=2516> <https://www.facebook.com/BayshoreWaterfrontPark>

9/18/16 (3rd Sunday) **SJKF Meeting**, 1 pm, Gloucester County Library, Mullica Hill, NJ Meeting Room B, Contact Mike Dallmer for more information mikedallmer@verizon.net or 215-722-4092

9/22/15 -9/25/16 **Sunfest Kite Festival**, Ocean City, MD for more information contact the Kite Loft at 410-289-7855 or jay@kiteloft.com

10/3/16 – 10/8/16 **39th Annual AKA Convention in Seaside, Oregon**

10/7/2016 -10/10/2016 **2nd Annual Long Beach Island Kite Festival**

10/16/16 (3rd Sunday) **SJKF 22nd Anniversary Bash**

11/6/16 (Sunday) **The 31st Olan and Bernice Turner International Invitational Open Peanut Butter Cookie Kite Fly and Bake Off**, will be held on the Boardwalk in Seaside Park, NJ. Contact Cel cdallmer@verizon.net or Mike Dallmer mikedallmer@verizon.net 215-722-4092

11/15/16 **Deadline for submissions of article for next issue of WindWriters**. Send to Mike Dallmer mikedallmer@verizon.net 306 Friendship St., Phila., Pa 19111

11/20/16 (3rd Sunday) **SJKF Meeting**, 1 pm, Gloucester County Library, Mullica Hill, NJ Meeting Room B, Contact Mike Dallmer for more information mikedallmer@verizon.net or 215-722-4092

12/4/2016 **SJKF's Annual Holiday Party**, Randi's Restaurant and Bar, from noon till 3 pm. Location, Grant Plaza II, 1619 Grant Avenue, Philadelphia, PA 19115, phone: (215) 677-7723 Contact Cel Dallmer cdallmer@verizon.net or 215-722-4092 Same place as the last few years.

Visit www.easternleague.net for more information on Eastern League Events
President's Note: Though these dates are accurate at time of printing it is best to check with the contact to make sure the proper dates are listed. Got an event that you want listed, send it: Mike Dallmer mikedallmer@verizon.net 306 Friendship St., Phila., Pa 19111

2006 AKA Affiliate Kite Club of the Year



SJKF MEMBERSHIP APPLICATION

Help us get to know you! Fill in the form below. Return this application along with your check payable to SJKF and you're in! Welcome to the club!

Name _____
 Address: _____
 City: _____ ST: _____ ZIP: _____
 Phone(H): _____ (W) _____

E-Mail Address: _____

New member: _____ Renewal _____

Membership Type: Individual _____ Family _____

(For family memberships, list additional names below. Circle name if under 10 years old)

Favorite Kite(s): _____ Signature: _____ Date: _____

Individual Membership:

10-1 till 12-31 is \$15

1-1 till 3-31 is \$11.25

4-1 till 6-30 is \$7.50

7-1 till 9-30 is \$3.75

Family membership:

10-1 till 12-31 is \$20.00

1-1 till 3-31 is \$15.00

4-1 till 6-30 is \$10.00

7-1 till 9-30 is \$5.00

Renew date is 10-1 of each year

Return to:
 South Jersey Kite Flyers
 PO Box 481
 Sicklerville, N.J. 08081
<http://sjkf.webs.com/>

Quacks Facks

Inspired by Russ Mozier, written by Mike Dallmer

Dallmer Ducks at Kite Party

2016 Hunington Beach CA



I really need to save money.



Oh look!! A Kite!!



Help Quack Facks out, do you have a Dallmer Duck Banner? If so where was it displayed?

Membership Application		Membership Dues			
		1 yr.	2 yrs.	3 yrs.	Amount
<input type="checkbox"/> New Member <input type="checkbox"/> Reinstatement <input type="checkbox"/> Don't publish my name in the Directory	Individual (Kiting via 3 rd class mail)	\$40	\$78	\$116	
	(Kiting via 1 st class mail)	\$50	\$98	\$146	
	Canada, Mexico, and Overseas	\$50	\$98	\$146	
Sponsor		\$125	\$250	\$375	
(Kiting via 1 st class mail, includes tax deductible contribution) Additional family members in same household Per person add \$6/year					
Please remit in US\$ Sorry we cannot accept Canadian cheques					
For information call 609/755-KITE (5483)		Send this form with your payment to: American Kitefliers Association P.O. Box 22365 Portland, OR 97269			
Referred by _____ Local kite club _____					
Join online at www.aka.kite.org					

WindWriters is the newsletter of the South Jersey Kite Flyers and is published bimonthly by the SJKF

President	Mike Dallmer	mikedallmer@verizon.net	215-722-4092
1 st Vice President	Andy Selzer	kiteguy97@verizon.net	856-728-8870
2 nd Vice President	Cecilia Dallmer	cdallmer@verizon.net	215-722-4092
Secretary	Donna McGee	DonnaMRN@comcast.net	856-627-4970
Treasurer	Vi Brown	kiteguy97@verizon.net	856-728-8870
Director at Large	Ben Huggett	benhuggett@gmail.com	215-844-2445
Director at Large	Dan McGee	1dantheman@comcast.net	856-627-4970
Web Master	Russ Mozier	russmozier@yahoo.com	407-208-1455
Merchandise	Mike Petty	buzzlink1328@aol.com	215-465-4702
Hospitality	Cecilia Dallmer	cdallmer@verizon.net	215-722-4092
Membership	Mike Dallmer Sr.	mikedallmer@verizon.net	215-722-4092
Editor/Publisher	Mike Dallmer Sr.	mikedallmer@verizon.net	215-722-4092



SJKF Homepage - <http://sjkf.webs.com>

SJKF E-Mail – sjkf1@verizon.net



P.O. Box 481
Sicklerville, NJ 08081

Inside This Issue

<i>SJKF Personal Banner Workshop by Mike Dallmer.....</i>	<i>1</i>
<i>The Isla Blanca Kite Festival 2016 by Charles Steward.....</i>	<i>2</i>
<i>Presidential Ponderings and Duck Dropping by Mike Dallmer.....</i>	<i>3</i>
<i>Kitemania North Windless Edition by Nancy Krablin.....</i>	<i>3</i>
<i>Bird of Prey Kite Update by Doug Stout.....</i>	<i>4</i>
<i>Found in Parking Lot Near Kite Festival.....</i>	<i>4</i>
<i>Oak Hill Regional Park Opening by Nancy Krablin.....</i>	<i>5</i>
<i>Feather by Russ Mozier.....</i>	<i>6</i>
<i>How to Make a Tie Dye Feather in 2 Easy Steps by Russ Mozier.....</i>	<i>6</i>
<i>How to Appliqué Using Ripstop Nylon by Mike Dallmer.....</i>	<i>7</i>
<i>Check List from John Lutter.....</i>	<i>11</i>
<i>Kids Feather Making by Russ Mozier.....</i>	<i>12</i>
<i>The One World Music and Arts Cultural Festival.....</i>	<i>13</i>
<i>Calendar of Events.....</i>	<i>14</i>
<i>Quack Facts.....</i>	<i>15</i>

2006 AKA Affiliate Kite Club of the Year

SJKF Personal Banner Workshop Finished Banners



